



Kent Academic Repository

Bristowe, N. C., Varignon, J., Fontaine, D., Bousquet, E. and Ghosez, Ph. (2015) *Ferromagnetism induced by entangled charge and orbital orderings in ferroelectric titanate perovskites*. Nature Communications, 6 . ISSN 2041-1723.

Downloaded from

<https://kar.kent.ac.uk/60254/> The University of Kent's Academic Repository KAR

The version of record is available from

<https://doi.org/10.1038/ncomms7677>

This document version

Publisher pdf

DOI for this version

Licence for this version

CC BY (Attribution)

Additional information

Versions of research works

Versions of Record

If this version is the version of record, it is the same as the published version available on the publisher's web site. Cite as the published version.

Author Accepted Manuscripts

If this document is identified as the Author Accepted Manuscript it is the version after peer review but before type setting, copy editing or publisher branding. Cite as Surname, Initial. (Year) 'Title of article'. To be published in *Title of Journal*, Volume and issue numbers [peer-reviewed accepted version]. Available at: DOI or URL (Accessed: date).

Enquiries

If you have questions about this document contact ResearchSupport@kent.ac.uk. Please include the URL of the record in KAR. If you believe that your, or a third party's rights have been compromised through this document please see our [Take Down policy](https://www.kent.ac.uk/guides/kar-the-kent-academic-repository#policies) (available from <https://www.kent.ac.uk/guides/kar-the-kent-academic-repository#policies>).

ARTICLE

Received 28 Aug 2014 | Accepted 18 Feb 2015 | Published 25 Mar 2015

DOI: 10.1038/ncomms7677

OPEN

Ferromagnetism induced by entangled charge and orbital orderings in ferroelectric titanate perovskites

N.C. Bristowe^{1,2}, J. Varignon¹, D. Fontaine¹, E. Bousquet¹ & Ph. Ghosez¹

In magnetic materials, the Pauli exclusion principle typically drives anti-alignment between electron spins on neighbouring species resulting in antiferromagnetic behaviour. Ferromagnetism exhibiting spontaneous spin alignment is a fairly rare behaviour, but once materialized is often associated with itinerant electrons in metals. Here we predict and rationalize robust ferromagnetism in an insulating oxide perovskite structure based on the popular titanate series. In half-doped layered titanates, the combination of Jahn-Teller and oxygen breathing motions opens a band gap and creates an unusual charge and orbital ordering of the Ti *d* electrons. It is argued that this intriguingly intricate electronic network favours the elusive inter-site ferromagnetic (FM) ordering, on the basis of intra-site Hund's rules. Finally, we find that the layered oxides are also ferroelectric with a spontaneous polarization approaching that of BaTiO₃. The concepts are general and design principles of the technologically desirable FM ferroelectric multiferroics are presented.

¹Theoretical Materials Physics, University of Liège, B-4000 Sart Tilman, Belgium. ²Department of Materials, Imperial College London, London SW7 2AZ, UK. Correspondence and requests for materials should be addressed to N.C.B. (email: n.bristowe@imperial.ac.uk) or to Ph.G. (email: Philippe.ghosez@ulg.ac.be).

Perovskite oxides exhibit a fascinating range of physical properties, including ferroelectricity, (anti)ferromagnetism (AFM), superconductivity and magnetoresistance. This diverse behaviour is appealing for both fundamental and applied investigations, and has resulted in an intense global research effort over the past few decades. Many of these functional properties manifest due to the complex and subtle interplay between spin, charge, orbital and lattice degrees of freedom in perovskites^{1–4}. Of the perovskites, the doped manganites have become a prototypical playground for the study of this interplay. Just considering the case of half-doping, that is, $A_{0.5}^{2+}R_{0.5}^{3+}MnO_3$, where A^{2+} is a divalent alkaline earth metal ion and R^{3+} is a trivalent rare earth ion, manganites exhibit a rich variety of electronic phases. For example, half-doped manganites can display ferromagnetic (FM) or A-type AFM metallic behaviour^{5–7} or more commonly a CE-type AFM Mott insulating phase^{8,9} associated with two different charge orderings (rocksalt¹⁰ and columnar¹¹) and two different orbital orderings ('ferro' and 'antiferro' Mn d_{eg} orderings¹²). The preferred electronic phase appears to be strongly dependent on the A^{2+} and R^{3+} cation sizes and whether they appear disordered (such as with Ca and La/Pr) or layered (such as for Ba and La/Tb/Y^{5,10,12}) in the crystal.

In this regard, it is interesting to compare the physics of the half-doped manganites, with that of the half-doped titanates. At the bulk level, the A^{2+} and R^{3+} cations are found to naturally disorder^{13,14} in the titanates, and typically no charge and orbital-ordered Mott insulating phase is observed at half-doping¹⁵. An exception has been recently discovered for the case of very small A^{2+} -cations, such as $Ca_{0.5}Lu_{0.5}TiO_3$, where a rocksalt charge-ordered and $d_{xy} t_{2g}$ orbital-ordered Mott insulating phase was recently proposed¹⁶. On the other hand, in layered superlattices consisting of a repeating unit of k layers of $A^{2+}TiO_3$ with l layers of $R^{3+}TiO_3$, exotic behaviour such as an interface two-dimensional (2D) electron gas¹⁷, which can be FM¹⁸ and superconducting¹⁹ has been reported.

Here we consider half-doped titanates in short-period [001] superlattice form ($k=l=1$) (see Fig. 1), which can in principle be artificially grown using modern layer-by-layer growth techniques (see for instance refs. 20,21 and references within). This case resembles a bulk-like double perovskite, where every Ti ion shares the same mixed environment at odds with thicker superlattices. A careful first principles investigation (see Methods) including all possible degrees of freedom reveals an unexpected FM and ferroelectric insulating ground state. The electronic structure exhibits an intricate orbital and charge ordering, which is argued to be at the heart of the observed ferromagnetism. A symmetry lowering structural distortion enabling this particular orbital ordering is also found to drive the ferroelectricity. The results appear rather general across the whole $A^{2+}TiO_3$ - $R^{3+}TiO_3$ ($k=l=1$) series, being shared by a wide variety of combination of cations with a large variation of cationic sizes. This has allowed for universal physical principles to be rationalized and new multiferroic design guidelines to be proposed. The subtle interplay between electronic and structural degrees of freedom are compared with the manganites and novel features are highlighted.

Results

Ferroelectricity. To unravel the unexpected ferroelectric and FM behaviour, we begin by focussing on the atomic structure of the $A^{2+}TiO_3$ - $R^{3+}TiO_3$ superlattice (see Fig. 1). Unless stated otherwise the results presented throughout, although qualitatively similar across the whole series (see Supplementary Tables 3 and 4), are presented for the case of $SmTiO_3$ - $SrTiO_3$. In all cases, we

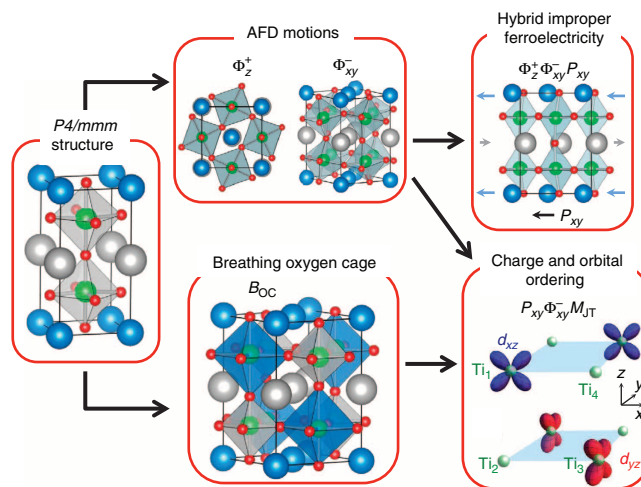


Figure 1 | Superlattice geometry, major structural distortions, and resulting ferroelectric, charge and orbital ordering. The $A^{2+}TiO_3$ - $R^{3+}TiO_3$ digital superlattice 10-atom high-symmetry tetragonal $P4/mmm$ reference structure undergoes two major structural distortions: AFD motions and a breathing oxygen cage distortion. The rocksalt arrangement of large (blue) and small (grey) octahedral cages of the breathing distortion are shown in the 20-atom cell. The AFD motions induce ferroelectricity through a unique anharmonic coupling to an in-plane polar mode. The combination of the AFD motions and breathing oxygen cage allows for an unusual charge and orbital ordering. Blue, grey, red and green spheres represent R^{3+} , A^{2+} , O and Ti, respectively. Distortions are exaggerated for illustrative purposes.

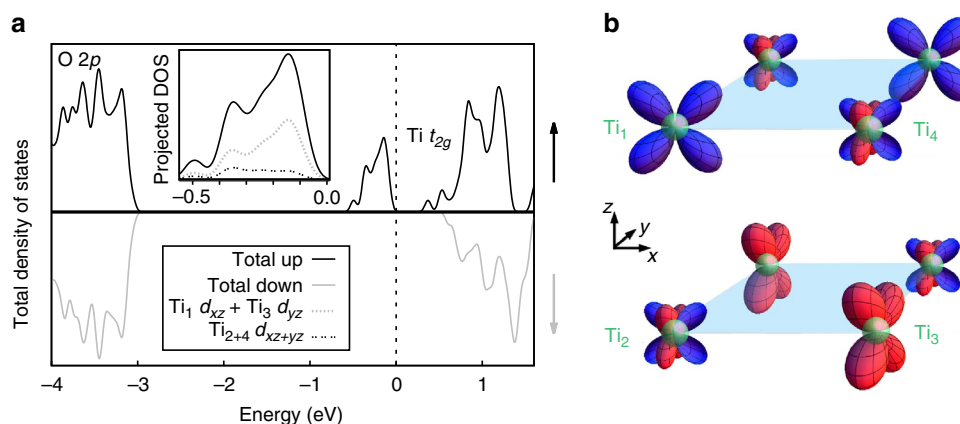
find a $P2_1$ symmetry ground state that consists of a complex combination of several lattice distortions (see Table 1) of the high-symmetry ($P4/mmm$) cube-on-cube double perovskite. Out of all the distortions, the largest in amplitude are oxygen octahedral rotations, both in-phase around the out-of-plane (z) axis, Φ_z^+ and anti-phase around the in-plane (x and y) axes, Φ_{xy}^- ($\Phi_x^- + \Phi_y^-$). These so-called antiferrodistortive (AFD) motions are ubiquitous in perovskites, appearing through steric effects described by the Goldschmidt tolerance factor²². The particular AFD pattern found here, $a^-a^-c^+$ in Glazer's notations²³, is the most common pattern shown by perovskites²⁴, certainly with tolerance factors between 0.8–1.0, the case studied here. This particular AFD pattern is stabilized over others in simple bulk perovskites through unique anharmonic couplings allowing the subsequent appearance of anti-polar A-cation motions^{25–27}, located at the zone-boundary of the cubic ABO_3 Brillouin zone. In the $A^{2+}TiO_3$ - $R^{3+}TiO_3$ digital superlattices, this A- and R-cation motion transforms to the zone-centre, becoming polar in nature. The precise form of the anharmonic coupling is trilinear, $\Phi_z^+ \Phi_{xy}^- P_{xy}$, which is the signature of the so-called rotationally driven hybrid improper ferroelectricity^{28–32}. Indeed, we calculate all superlattices to exhibit spontaneous polarizations in the range of 7–23 $\mu C cm^{-2}$ (see for example Table 1), approaching that of $BaTiO_3$, which is among the highest reported in hybrid improper ferroelectrics. Since the P_{xy} mode has a 'ferri'-like character of the A- and R-cation motion (see Fig. 1), the large polarization is achieved by maximizing the mode polarity through choosing A- and R-cations not only with asymmetric cation sizes³³ but also here thanks to significantly distinct Born effective charges (or valences in the simplest picture).

Charge ordering. A necessary requirement of ferroelectricity is to be electronically insulating, which is not *a priori* obvious in these

Table 1 | Key quantities for a selection of $A^{2+}TiO_3-R^{2+}TiO_3$ superlattices.

R^{3+}, A^{2+}	Q					P	Δ	ΔE
	Φ_z^+	Φ_{xy}^-	P_{xy}	B_{OC}	M_{JT}			
Sm, Sr	0.96	1.19	0.56	0.10	0.04	14.9	0.46	20.1
Y, Sr	1.10	1.30	0.66	0.11	0.04	16.7	0.57	18.0
Tm, Sr	1.18	1.36	0.72	0.11	0.03	18.2	0.63	16.4
Sm, Ba	0.75	0.96	0.48	0.13	0.07	18.6	0.50	18.5
Y, Ba	0.95	1.08	0.59	0.14	0.07	21.2	0.60	13.9
Tm, Ba	1.05	1.16	0.65	0.16	0.07	23.4	0.66	10.5

AFD, antiferrodistortive; AFM, antiferromagnetism.

Amplitude Q (Å) of lattice distortions (in-phase Φ_z^+ and anti-phase Φ_{xy}^- AFD motions, polar mode P_{xy} , Jahn-Teller mode appearing at the M -point of the cubic Brillouin zone M_{JT} and breathing oxygen cage B_{OC}), polarization P ($\mu C cm^{-2}$), band gap Δ (eV) and gain of energy for FM versus AFM solution (see Methods) per 20-atom formula unit ΔE (meV).**Figure 2 | Electronic structure–charge and orbital ordering.** (a) Total and projected spin-polarized DOS. The upper panel (solid black), and lower panel (solid grey) correspond to up and down spins, respectively. The vertical dashed line represents the Fermi level. The Projected DOS in the inset compares the $Ti_1 d_{xz} + Ti_3 d_{yz}$ (grey fine dashed lines) with the $Ti_{2+4} d_{xz+yz}$ (black dashed lines) DOS of the spin-split-off state. (b) Sketch of the resulting orbital ordering. Green spheres represent Ti sites, and red and blue lobes represent d_{yz} and d_{xz} orbitals, respectively.

half-doped titanates. Allowing only AFD motions yields a metastable system with the usual $Pmc2_1$ symmetry (equivalent to $Pnma$ but for the superlattice). Within this symmetry, the system is metallic and all Ti ions share the same magnetic moment by symmetry (roughly $0.45 \mu_B$ per Ti site). However, we observe an electronic instability leading to an incipient charge ordering between the four Ti sites. Indeed, releasing the symmetry constraint on the electronic wavefunction while keeping the atoms fixed to a $Pmc2_1$ structure produces an energy gain due to an incipient d^1-d^0 charge ordering. Relaxing the geometry produces the $P2_1$ ground state with the appearance of a related breathing B_{OC} motion, which expands or contracts the oxygen octahedra in nearest neighbour unit cells (see Fig. 1 and Table 1). This breathing distortion does not lift the degeneracy of the t_{2g} levels of the Ti atoms at the centre of each octahedra, but does lift the degeneracy between Ti sites, amplifying the charge ordering, and helping render the superlattices insulating. The charge ordering mimics the rocksalt pattern, and hence appears at the R -point (M -point) of the cubic (tetragonal) Brillouin zone, maximizing the distance between the more highly charged $d^0 Ti^{4+}$ ions. Please see Supplementary Note 1, and associated Supplementary Tables 6 and 8, for further discussion on the breathing mode and charge ordering.

Orbital ordering. This charge-ordered insulating state is indeed found, as indicated through the spin-resolved density of states (DOS), as presented for the FM solution in Fig. 2 (for the full projected DOS see Supplementary Fig. 1). The states near the Fermi level exhibit Ti d character, while the O $2p$ states appear

deeper into the valence. A band gap separates an occupied spin-polarized ‘split-off’ band from the remaining unoccupied Ti d conduction band. This ‘split-off’ valence is found to consist of 2 bands with the majority of weight located at 2 different Ti sites, out of the 4 possible Ti sites in total in the 20-atom unit cell (see Fig. 1). These two sites are surrounded by the expanded oxygen octahedra, which we label the Ti d^1 sites, as opposed to the two other Ti d^0 sites surrounded by a contracted oxygen octahedra. Interestingly the orbital occupation of the two d^1 sites are different with one showing d_{xz} and the other d_{yz} character. The resulting orbital ordering corresponds to the same pattern, albeit with half the sites empty, as that achieved through a Jahn-Teller distortion appearing at the M -point of the cubic Brillouin zone (M_{JT}). This lattice distortion is indeed observed in the ground state (see Table 1). In fact it is found that the AFD motion themselves can achieve this orbital ordering, in absence of the M_{JT} , by lowering the symmetry of the bulk (superlattice) cubic (tetragonal) reference phase to orthorhombic (monoclinic). Indeed, similarly to the improper appearance of the polar A-cation motions, the AFD motions also drive the appearance of the M_{JT} distortion through another trilinear coupling, $P_{xy}\Phi_{xy}^-M_{JT}^{34}$. The fact that the AFD motions produce the same orbital ordering as the M_{JT} distortion is simply a consequence of this symmetry relation.

Interestingly, we find that the charge ordering is not exactly the ideal case of d^1-d^0 . Defining m as the magnitude of the local magnetic moment, we find a $d^{(1-m)}-d^m$ ordering, with a significant weight on the nominally d^0 sites ($0.11 < m < 0.18$ depending on the A- and R-species), displaying a mixed $d_{xz}-d_{yz}$

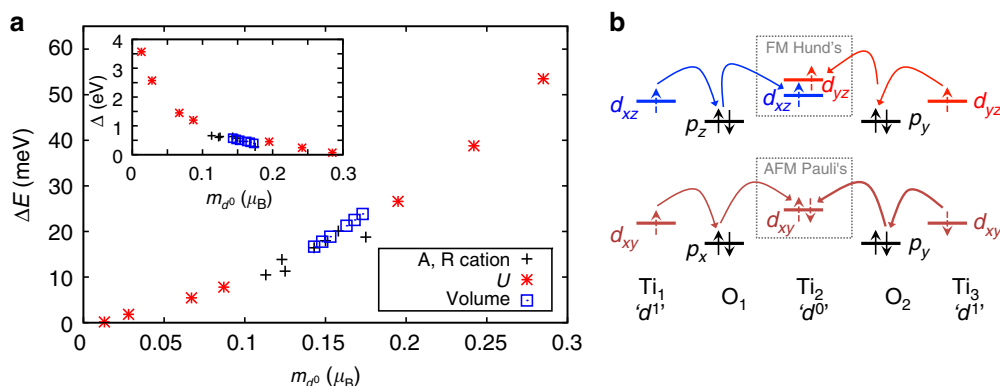


Figure 3 | Insights into magnetic interactions. (a) Energy gain of FM compared with AFM state (see Methods) per 20-atom formula unit, ΔE , as a function of the moment on the d^0 sites, m_{d^0} . Inset: band gap Δ versus m_{d^0} . The different points correspond to various perturbations of the superlattice, including varying the A- and R-cation species, the on-site Coulomb repulsion U and the volume of the cell. (b) Simplified spin exchange diagram between nearest neighbour d^1 sites (Ti_1 and Ti_3) via a d^0 -site (Ti_2). The curved arrows represent inter-site spin hopping through oxygen ions, and the dashed box represents intra-site spin-exchange via Hund's rules, in the case of d_{xz} - d_{yz} orbital ordering due to AFD motions, or Pauli's exclusion principle, in the case of d_{xy} orbital ordering in the absence of AFD motions.

character. The system remains insulating despite this delocalized state, through a strong hybridization of the two occupied Ti d bands. The resulting intricate and entangled charge and orbital ordering is sketched in Fig. 2.

Magnetic ordering. Having discussed the lattice, charge and orbital degrees of freedom, and their coupling, we move to the final degree of freedom—spin. Various magnetic orderings (see methods and Supplementary Tables 4 and 5) were studied, and in all cases and chemistries the FM state was unexpectedly found to be the lowest in energy. In an attempt to understand the origin of this rare insulating FM ground state, we observe a universal trend across $A^{2+}TiO_3$ - $R^{3+}TiO_3$ superlattices with all A- and R-species and various applied perturbations. This trend is shown in Fig. 3, where it is seen that the energy difference between AFM and FM states, or more simply the strength of the FM exchange, is clearly strongly dependent on the spin density of d electrons on the nominally d^0 sites. Indeed, as the system tends to the ideal charge ordering d^1 - d^0 , the FM and AFM energies tend to equilibrate. Therefore, in this regime, the spins on the two d^1 sites are completely decoupled. However, as the d^0 -site electrons become populated, the FM exchange strengthens. This key observation indicates that the FM exchange mechanism relies on a real intra-site spin exchange on the nominally d^0 sites, rather than a virtual direct exchange between d^1 sites. We propose the intra-site FM spin exchange as Hund's rule (see Fig. 3).

The explanation of the FM interaction between d^1 sites relies on two simple arguments, sketched in Fig. 3 (for simplicity in the following, we only consider the four Ti sites of Fig. 2, but the same arguments hold when including all neighbours in 3D). First, due to covalency effects, the electron on the Ti_1 (d^1) site delocalizes partly on the neighbouring Ti_2 and Ti_4 (d^0) sites necessarily with the same spin (since it is the same electron) and the analogous occurs to the electron on the Ti_3 (d^1) site. Second, due to the orbital ordering, the charges on Ti_2 (and equivalently Ti_4) that originate independently from Ti_1 and Ti_3 populate a different orbital (d_{xz} and d_{yz} respectively). In the same spirit as Hund's rule of maximum multiplicity, which maximizes the spin of an electron configuration of an atom, a FM solution of the d_{xz}^0 - d_{yz}^0 spins becomes the ground state. This rule minimizes the intra-site Coulombic energy. The FM solution relies on both kinetic and Coulomb contributions, to delocalize the spin-polarized d^1 electrons partially on the d^0 sites and to align the

d^0 intra-site spins, respectively. In this regard, it resembles a double (kinetic + Coulomb) exchange, even if in an insulator. This FM mechanism in d^0 - d^1 charge-ordered systems, which has been previously overlooked, extends the list of d^1 - d^1 charge orderings considered within the Goodenough–Kanamori rules^{8,35,36}.

We performed two computational experiments to further support this picture. In the first computational experiment, we took the ground state structure and artificially modified the magnitude of the M_{JT} distortion (leaving all other lattice modes unchanged). Eventually at a huge M_{JT} distortion (50 times larger than the ground state magnitude, but similar in size to the prototypical Jahn–Teller system $LaMnO_3$), the d_{xz}^0 - d_{yz}^0 splitting (see Fig. 3) is so large that only one of the orbitals becomes populated at each d_0 -site, removing the Hund's interaction and producing an AFM ground state. In the second case, the AFD motions were artificially neglected (along with all other motions except B_{OC}). The tetragonal symmetry can still lead to an insulating charge-ordered state but now with d_{xy} orbital ordering, once an unrealistically large on-site Coulomb repulsion U (>7 eV) is enforced³⁷. We have reproduced this constraint and find that the AFM solution now becomes the ground state. This can again be understood through the intra-site spin exchange on the nominally d^0 sites (see Fig. 3). An anti-alignment of spins on the intra-site d_{xy}^0 - d_{xy}^0 orbitals (and hence on the inter-site d_{xy}^1 - d_{xy}^1 orbitals) is favoured from Pauli's exclusion principles—now that the same orbital (spatial coordinate) is occupied, opposite electron spins are favoured. Therefore the combination of charge ordering at the R -point, via breathing oxygen cage motions, and orbital ordering at the M -point, via AFD and M_{JT} motions (but not too large), of the cubic Brillouin zone are the key to realize the FM ground state.

Discussion

We note the FM mechanism here is distinct from the FM behaviour found in some $R^{3+}TiO_3$ bulk compounds (for R from Gd to Yb). To illustrate, for example, we note the FM coupling becomes stronger as the A size decreases and band gap³⁸ increases in bulk $R^{3+}TiO_3$ compounds. This is seen through a transition from AFM to FM and then a rise in FM T_C with decreasing A size³⁹. The reverse trend is observed here, where the FM coupling strengthens with increasing A-cation size and decreasing band gap.

It is interesting finally to compare the FM solution of the half-doped titanates, to the (A-type or E-type) AFM solution of the half-doped manganites. The magnetic ordering is likely different due to the superexchange interaction in the manganites between the half-filled core t_{2g} electrons on every Mn site. This superexchange path is clearly cutoff by the rocksalt arrangement of d^0 sites in the titanates studied here. A FM insulating phase of the manganites does exist for the specific case of $\text{Pr}_{1-x}\text{Ca}_x\text{MnO}_3$ with doping $x \approx 0.2$ (refs 40–42), where a FM exchange wins due to a particular e_g orbital polaron ordering⁴³, not completely dissimilar to the t_{2g} case here, using the Goodenough–Kanamori rules^{8,35,36}.

Having rationalized the key concepts underlying the FM and ferroelectric behaviour, we can propose some basic design rules and suggest alternative materials to achieve a similar multiferroic state. To ensure an insulating ground state, the smaller the A- and R-cations the larger the band gap, consistent with the recent observation of insulating $\text{Ca}_{0.5}\text{Lu}_{0.5}\text{TiO}_3$ (ref. 16). Maximizing the ferroelectric polarization can be achieved by choosing the greatest asymmetry in both the Born charge and size of the A- and R-cations. Regarding ferromagnetism, the exchange coupling constant J , and hence the FM T_C , increases the greater the delocalization of charges onto the nominally d^0 sites, which can be altered with strain and A-site chemistry as shown in Fig. 3. It could be interesting to test the same concepts on other B-cations such as the 4d and 5d transition metals, d^9 – d^{10} systems such as the cuprates, which can be viewed as a d^1 – d^0 hole charge ordering, or d^6 – d^7 systems with ordering of the single e_g electron instead of the t_{2g} in the titanates. Here we might expect a similar type of entangled charge and orbital orderings leading to unexpected ferromagnetism. We hope that this study might encourage the search for related novel electronic phases within these systems.

Methods

First principles calculations. Here we describe a three-step first principles strategy for the titanate calculations. (i) Initially hybrid functional calculations, using the B1WC functional⁴⁴ within the Crystal code⁴⁵, were performed on bulk titanates (YTlO_3 , LaTiO_3 , SrTiO_3 and BaTiO_3) and compared with experiment (see Supplementary Table 1). The details of the pseudopotentials and basis sets for La, Sr, Ti and O can be found in ref. 46, while for Ba and Y details can be found in refs. 47,48 respectively. (ii) Once verified on the bulk, hybrid functional calculations were performed on several representative $\text{R}^{3+}\text{TiO}_3$ – $\text{A}^{2+}\text{TiO}_3$ superlattices. Ground states were determined through condensing various lattice instabilities and recalculating phonon frequencies. Band gaps and FM and AFM energies were computed on the ground states. (iii) To make the calculations computationally tractable, and allow simulation of many more chemistries, GGA + U calculations⁴⁹, using the PBEsol functional⁵⁰ and projector augmented wave potentials within the VASP code⁵¹, were performed on the relaxed hybrid functional superlattice ground state structures. The on-site Coulomb repulsion U was fitted to simultaneously reproduce the band gap and spin flip energy of the hybrid functionals, and minimize atomic forces (see Supplementary Table 2), with a value of $U = 3.0$ eV found to be appropriate. This allowed for full structural relaxation using GGA + U on a wide-range of $\text{R}^{3+}\text{TiO}_3$ – $\text{A}^{2+}\text{TiO}_3$ structures (R^{3+} : La, Pr, Sm, Y, Tm, Lu; A^{2+} : Sr, Ba, Ca and we also include Eu^{2+} —see Supplementary Table 7). We used a $5 \times 5 \times 3$ Monkhorst-Pack k-point mesh to model the 20-atom cell and a plane wave cutoff of 500 eV. All lattice vectors were fully relaxed. Small to moderate in-plane strains resembling thin film epitaxy were not found to alter the qualitative findings presented. Structural optimizations were performed until the difference of forces were $< 10^{-6}$ eV \AA^{-1} and the energy difference between conjugate gradient steps became lower $< 10^{-8}$ eV. Note: we do not consider R f -electrons explicitly to simplify calculations, since in practice the $4f$ -electrons order at much lower temperatures than the $3d$ -electrons. We have tested explicitly including f -electrons and find that the results are not affected. Unless stated otherwise the AFM ordering presented is the simplest AFM configuration between first-neighbour d^1 sites allowed within the $\sqrt{2} \times \sqrt{2} \times 1$ 20-atom cell. For longer range AFM orderings $2 \times 2 \times 1$ and $2\sqrt{2} \times \sqrt{2} \times 1$, 40-atom supercells were relaxed with all possible spin orderings considered, including the CE-type. AFM orderings requiring cell doubling out-of-plane (80 atoms) were additionally checked (see Supplementary Table 5). Atomic positions were relaxed for all AFM orderings. The polarization was computed using the Berry phase approach as implemented in VASP. The amplitude Q (\AA) of lattice distortions, was determined through the symmetry-mode analysis using the AMPLIMODES software⁵².

References

- Zubko, P., Gariglio, S., Gabay, M., Ghosez, P. & Triscone, J.-M. Interface physics in complex oxide heterostructures. *Annu. Rev. Condens. Matter Phys.* **2**, 141–165 (2011).
- Hwang, H. *et al.* Emergent phenomena at oxide interfaces. *Nat. Mater.* **11**, 103–113 (2012).
- Tokura, Y. & Nagaosa, N. Orbital physics in transition-metal oxides. *Science* **288**, 462–468 (2000).
- Dagotto, E. Complexity in strongly correlated electronic systems. *Science* **309**, 257–262 (2005).
- Millange, F., Caignaert, V., Domenges, B., Raveau, B. & Suard, E. Order-disorder phenomena in new $\text{LaBaMn}_2\text{O}_{6-x}$ CMR perovskites. Crystal and magnetic structure. *Chem. Mater.* **10**, 1974–1983 (1998).
- Millange, F., Suard, E., Caignaert, V. & Raveau, B. YBaMn_2O_5 : crystal and magnetic structure reinvestigation. *Mater. Res. Bull.* **34**, 1–9 (1999).
- Nakajima, T., Kageyama, H. & Ueda, Y. Successive phase transitions in a metal-ordered manganite perovskite YBaMn_2O_6 . *J. Phys. Chem. Solids* **63**, 913–916 (2002).
- Goodenough, J. B. Theory of the role of covalence in the perovskite-type manganites $[\text{La}, \text{M}(\text{II})]\text{MnO}_3$. *Phys. Rev.* **100**, 564 (1955).
- Wollan, E. & Koehler, W. Neutron diffraction study of the magnetic properties of the series of perovskite-type compounds $[\text{La}_{1-x}\text{Ca}_x]\text{MnO}_3$. *Phys. Rev.* **100**, 545 (1955).
- Williams, A. J. & Attfield, J. P. Alternative charge-order polymorph for half-doped manganites in $\text{TbBaMn}_2\text{O}_6$. *Phys. Rev. B* **66**, 220405 (2002).
- Radaelli, P., Cox, D., Marezio, M. & Cheong, S. Charge, orbital, and magnetic ordering in $\text{La}_{0.5}\text{Ca}_{0.5}\text{MnO}_3$. *Phys. Rev. B* **55**, 3015 (1997).
- Williams, A. J. & Attfield, J. P. Ferro-orbital order in the charge-and cation-ordered manganite YBaMn_2O_6 . *Phys. Rev. B* **72**, 024436 (2005).
- Ju, H., Eylem, C., Peng, J., Eichhorn, B. & Greene, R. Metal-insulator transitions and weak ferromagnetism in the electron-correlated system $\text{Nd}_{1-x}\text{Ca}_x\text{TiO}_3$. *Phys. Rev. B* **49**, 13335 (1994).
- Eylem, C. *et al.* Structural, magnetic, and transport properties of $\text{R}_x\text{Ba}_{1-x}\text{TiO}_{3-\delta}$ solid solutions, where R = La, Nd, Gd, Er, and Y: rare-earth-dependent metal-to-semiconductor transitions. *Chem. Mater.* **4**, 1038–1046 (1992).
- Tokura, Y. *et al.* Filling dependence of electronic properties on the verge of metal-Mott-insulator transition in $\text{Sr}_{1-x}\text{La}_x\text{TiO}_3$. *Phys. Rev. Lett.* **70**, 2126 (1993).
- Komarek, A. *et al.* Evidence for charge and orbital order in the doped titanates $\text{RE}_{1-x}\text{Ca}_x\text{TiO}_3$ (RE = Y, Er, Lu) arXiv preprint arXiv:1109.0234 (2011).
- Ohtomo, A., Muller, D., Grazul, J. & Hwang, H. Y. Artificial charge-modulation in atomic-scale perovskite titanate superlattices. *Nature* **419**, 378–380 (2002).
- Okamoto, S. & Millis, A. J. Electronic reconstruction at an interface between a mott insulator and a band insulator. *Nature* **428**, 630–633 (2004).
- Biscaras, J. *et al.* Two-dimensional superconductivity at a Mott insulator/band insulator interface $\text{LaTiO}_3/\text{SrTiO}_3$. *Nat. Commun.* **1**, 89 (2010).
- Martin, L., Chu, Y.-H. & Ramesh, R. Advances in the growth and characterization of magnetic, ferroelectric, and multiferroic oxide thin films. *Mat. Sci. Eng. R-Rep.* **68**, 89–133 (2010).
- Martin, L. W. & Schlom, D. G. Advanced synthesis techniques and routes to new single-phase multiferroics. *Curr. Opin. Solid State Mater. Sci.* **16**, 199–215 (2012).
- Goldschmidt, V. M. Die gesetze der kristallochemie. *Naturwissenschaften* **14**, 477–485 (1926).
- Glazer, A. The classification of tilted octahedra in perovskites. *Acta Crystallogr. B* **28**, 3384–3392 (1972).
- Lufaso, M. W. & Woodward, P. M. Prediction of the crystal structures of perovskites using the software program spuds. *Acta Crystallogr. B* **57**, 725–738 (2001).
- Miao, N., Bristowe, N. C., Xu, B., Verstraete, M. J. & Ghosez, P. First-principles study of the lattice dynamical properties of strontium ruthenate. *J. Phys.: Condens. Matter* **26**, 035401 (2014).
- Thomas, N. W. The compositional dependence of octahedral tilting in orthorhombic and tetragonal perovskites. *Acta Crystallogr. B* **52**, 16–31 (1996).
- Woodward, P. M. Octahedral tilting in perovskites. ii. structure stabilizing forces. *Acta Crystallogr. B* **53**, 44–66 (1997).
- Bousquet, E. *et al.* Improper ferroelectricity in perovskite oxide artificial superlattices. *Nature* **452**, 732–736 (2008).
- Benedek, N. A. & Fennie, C. J. Hybrid improper ferroelectricity: a mechanism for controllable polarization-magnetization coupling. *Phys. Rev. Lett.* **106**, 107204 (2011).
- Fukushima, T., Stroppa, A., Picozzi, S. & Perez-Mato, J. M. Large ferroelectric polarization in the new double perovskite NaLaMnWO_5 induced by non-polar instabilities. *Phys. Chem. Chem. Phys.* **13**, 12186–12190 (2011).

31. Benedek, N. A., Mulder, A. T. & Fennie, C. J. Polar octahedral rotations: a path to new multifunctional materials. *J. Solid State Chem.* **195**, 11–20 (2012).
32. Rondinelli, J. M. & Fennie, C. J. Octahedral rotation-induced ferroelectricity in cation ordered perovskites. *Adv. Mater.* **24**, 1961–1968 (2012).
33. Mulder, A. T., Benedek, N. A., Rondinelli, J. M. & Fennie, C. J. Turning ABO₃ antiferroelectrics into ferroelectrics: design rules for practical rotation-driven ferroelectricity in double perovskites and A₃B₂O₇ ruddlesden-popper compounds. *Adv. Funct. Mater.* **23**, 4810–4820 (2013).
34. Varignon, J., Bristowe, N. C., Bousquet, E. & Ghosez, P. Coupling and electrical control of structural, orbital and magnetic orders in perovskites. arXiv preprint arXiv:1409.8422 (2014).
35. Goodenough, J. B. An interpretation of the magnetic properties of the perovskite-type mixed crystals La_{1-x}Sr_xCoO_{3- δ} . *J. Phys. Chem. Solids* **6**, 287–297 (1958).
36. Kanamori, J. Superexchange interaction and symmetry properties of electron orbitals. *J. Phys. Chem. Solids* **10**, 87–98 (1959).
37. Pentcheva, R. & Pickett, W. E. Correlation-driven charge order at the interface between a mott and a band insulator. *Phys. Rev. Lett.* **99**, 016802 (2007).
38. Okimoto, Y., Katsufuji, T., Okada, Y., Arima, T. & Tokura, Y. Optical spectra in (La,Y)TiO₃: variation of Mott-Hubbard gap features with change of electron correlation and band filling. *Phys. Rev. B* **51**, 9581 (1995).
39. Komarek, A. *et al.* Magnetoelastic coupling in RTiO₃ (R = La, Nd, Sm, Gd, Y) investigated with diffraction techniques and thermal expansion measurements. *Phys. Rev. B* **75**, 224402 (2007).
40. Jirak, Z., Krupička, S., Šimša, Z., Dlouha, M. & Vratilav, S. Neutron diffraction study of Pr_{1-x}Ca_xMnO₃ perovskites. *J. Magn. Magn. Mater.* **53**, 153–166 (1985).
41. Tomioka, Y., Asamitsu, A., Moritomo, Y., Kuwahara, H. & Tokura, Y. Collapse of a charge-ordered state under a magnetic field in Pr_{1/2}Sr_{1/2}MnO₃. *Phys. Rev. Lett.* **74**, 5108 (1995).
42. Yoshizawa, H., Kawano, H., Tomioka, Y. & Tokura, Y. Neutron-diffraction study of the magnetic-field-induced metal-insulator transition in Pr_{0.7}Ca_{0.3}MnO₃. *Phys. Rev. B* **52**, R13145 (1995).
43. Mizokawa, T., Khomskii, D. & Sawatzky, G. Orbital polarons and ferromagnetic insulators in manganites. *Phys. Rev. B* **63**, 024403 (2000).
44. Bilk, D. *et al.* Hybrid exchange-correlation functional for accurate prediction of the electronic and structural properties of ferroelectric oxides. *Phys. Rev. B* **77**, 165107 (2008).
45. Dovesi, R. *et al.* Crystal: a computational tool for the ab initio study of the electronic properties of crystals. *Z. Kristallogr.* **220**, 571–573 (2005).
46. Delugas, P. *et al.* Spontaneous 2-dimensional carrier confinement at the n-type SrTiO₃/LaAlO₃ interface. *Phys. Rev. Lett.* **106**, 166807 (2011).
47. Piskunov, S., Heifets, E., Eglitis, R. & Borstel, G. Bulk properties and electronic structure of SrTiO₃, BaTiO₃, PbTiO₃ perovskites: an ab initio HF/DFT study. *Comp. Mat. Sci.* **29**, 165–178 (2004).
48. Varignon, J., Petit, S., Gellé, A. & Lepetit, M. B. An ab initio study of magneto-electric coupling of YMnO₃. *J. Phys.: Condens. Matter* **25**, 496004 (2013).
49. Liechtenstein, A., Anisimov, V. & Zaanen, J. Density-functional theory and strong interactions: orbital ordering in Mott-Hubbard insulators. *Phys. Rev. B* **52**, 5467 (1995).
50. Perdew, J. P. *et al.* Restoring the density-gradient expansion for exchange in solids and surfaces. *Phys. Rev. Lett.* **100**, 136406 (2008).
51. Kresse, G. & Furthmüller, J. Efficient iterative schemes for ab initio total-energy calculations using a plane-wave basis set. *Phys. Rev. B* **54**, 11169 (1996).
52. Orobengoa, D., Capillas, C., Aroyo, M. I. & Perez-Mato, J. M. Amplimodes: symmetry-mode analysis on the Bilbao crystallographic server. *J. Appl. Crystallogr.* **42**, 820–833 (2009).

Acknowledgements

We acknowledge stimulating discussions with N. Spaldin and C. Ederer and support from the ARC project TheMoTherm and FNRS project HiT4Fit. Ph.G. acknowledges Research Professorship from the Francqui foundation and N.C.B. a Research Fellowship from the Royal Commission for the Exhibition of 1851. Calculations have been performed within the PRACE projects TheoMoMuLaM and TheDeNoMo. They also took advantage of the Cécili-HPC facilities funded by F.R.S.-FNRS (Grant No 2.5020.1) and the Tier-1 supercomputer of the Fédération Wallonie-Bruxelles funded by the Walloon Region (grant no 1117545).

Author contributions

All authors contributed extensively to the work presented in this paper.

Additional information

Supplementary Information accompanies this paper at <http://www.nature.com/naturecommunications>

Competing financial interests: The authors declare no competing financial interest.

Reprints and permission information is available online at <http://npg.nature.com/reprintsandpermissions/>

How to cite this article: Bristowe, N. C. *et al.* Ferromagnetism induced by entangled charge and orbital orderings in ferroelectric titanate perovskites. *Nat. Commun.* 6:6677 doi: 10.1038/ncomms7677 (2015).



This work is licensed under a Creative Commons Attribution 4.0 International License. The images or other third party material in this article are included in the article's Creative Commons license, unless indicated otherwise in the credit line; if the material is not included under the Creative Commons license, users will need to obtain permission from the license holder to reproduce the material. To view a copy of this license, visit <http://creativecommons.org/licenses/by/4.0/>