



Kent Academic Repository

Dunsford, Jay J, Clark, Ewan R. and Ingleson, Michael J. (2015) *Highly nucleophilic dipropanolamine chelated boron reagents for aryl-transmetallation to iron complexes*. Dalton Transactions, 44 (47). pp. 20577-20583. ISSN 1477-9226.

Downloaded from

<https://kar.kent.ac.uk/60051/> The University of Kent's Academic Repository KAR

The version of record is available from

<https://doi.org/10.1039/c5dt03835a>

This document version

Publisher pdf

DOI for this version

Licence for this version

CC BY (Attribution)

Additional information

Versions of research works

Versions of Record

If this version is the version of record, it is the same as the published version available on the publisher's web site. Cite as the published version.

Author Accepted Manuscripts

If this document is identified as the Author Accepted Manuscript it is the version after peer review but before type setting, copy editing or publisher branding. Cite as Surname, Initial. (Year) 'Title of article'. To be published in *Title of Journal*, Volume and issue numbers [peer-reviewed accepted version]. Available at: DOI or URL (Accessed: date).

Enquiries

If you have questions about this document contact ResearchSupport@kent.ac.uk. Please include the URL of the record in KAR. If you believe that your, or a third party's rights have been compromised through this document please see our [Take Down policy](https://www.kent.ac.uk/guides/kar-the-kent-academic-repository#policies) (available from <https://www.kent.ac.uk/guides/kar-the-kent-academic-repository#policies>).

Cite this: *Dalton Trans.*, 2015, **44**, 20577Received 1st October 2015,
Accepted 26th October 2015

DOI: 10.1039/c5dt03835a

www.rsc.org/dalton

Highly nucleophilic dipropanolamine chelated boron reagents for aryl-transmetallation to iron complexes†

Jay J. Dunsford, Ewan R. Clark and Michael J. Ingleson*

New aryl- and heteroarylboronate esters chelated by dipropanolamine are synthesised directly from boronic acids. The corresponding anionic borates are readily accessible by deprotonation and demonstrate an increase in hydrocarbyl nucleophilicity in comparison to other common borates. The new borates proved competent for magnesium or zinc additive-free, direct boron-to-iron hydrocarbyl transmetallations with well-defined iron(II) (pre)catalysts. The application of the new borate reagents in representative Csp^2-Csp^3 cross-coupling led to almost exclusive homocoupling unless coupling is performed in the presence of a zinc additive.

Introduction

Nucleophilic organoboron compounds are crucial in modern synthesis, particularly in transition metal catalysed carbon-carbon bond formation such as the synthetically ubiquitous Suzuki-Miyaura (SM) reaction.¹⁻³ In the SM reaction the transfer of a hydrocarbyl group from boron to a transition metal is an essential step and one that has been extensively studied for palladium systems.⁴ Extending the SM reaction from palladium catalysis to base metal catalysts, with a particular emphasis on iron is important to reduce our current reliance upon expensive and toxic palladium catalysts.^{5,6} The unique reaction pathways accessible to iron catalysis⁶⁻¹⁰ (both one and two electron manifolds) also represent a considerable driving force for the advancement of this area. Recent advances in iron catalysed SM type cross-coupling have been significant, particularly in the employment of anionic borate nucleophiles, $[B(Ar)_4]^-$,^{11,12} $[RB(pin)(tBu)]^-$ (pin = pinacolato, R = aryl/alkenyl)^{13,14} and $[R'BR_3]^-$ (R' = Alkyl or Aryl).¹⁵ However, in contrast to Pd catalysed SM, where $ArB(OR)_2$ and a range of bases in aqueous/ether media readily effect boron to Pd transmetallation, transmetallation to iron is more challenging and analogous conditions do not effect hydrocarbyl transfer. Instead boron to iron transmetallation requires organometallic activating agents (e.g. $tBuLi$ or $ArMgX$) in examples employing pinacolboronate esters or triorganoboranes.¹³⁻¹⁵ Furthermore,

additives such as $MgBr_2$, $ZnCl_2$ or $Zn(Ar)_2$ are required for good heterocoupling yields in the Fe catalysed SM reaction, with additive free systems providing inferior heterocoupling outcomes.¹⁴ These additives are proposed to facilitate hydrocarbyl transmetallation, although their specific role(s) in this process have yet to be defined. Hydrocarbyl transmetallation from boron-to-iron¹⁶ employing modular boronate reagents that are readily accessible, particularly from the widely available boronic acids, and are activated for transmetallation using simple bases (e.g., Group I $M[OR]$ salts) would be attractive for iron catalysed SM protocols.¹⁷ Herein, we describe our efforts toward this goal, principally through the design of highly nucleophilic borate reagents and their application in boron-to-iron hydrocarbyl transmetallation.

Results and discussion

Our recent investigations on boron-to-iron hydrocarbyl transmetallation, employing $[Fe(NHC)_2X_2]$ (NHC = *N*-heterocyclic carbene, X = Cl or OMe) systems with arylborate nucleophiles afforded key observations of significance to our current investigation.¹⁸ Specifically, that alkoxide transfer from arylborates of the general formulae, $[ArB(eg)(OMe)]^-$ (eg = ethylene glycolato) occurs in preference to aryl transfer (Fig. 1). Considering this, we set out to design a new class of highly nucleophilic borates that incorporate tethered, trianionic ligands and are accessible from boronic acids and Group I $M[OR]$ salts, with the intention of facilitating hydrocarbyl transfer in preference to alkoxide transfer (Fig. 1).

Borate reagents incorporating tethered, trianionic ligands are known,¹⁹ with the triolborates particularly noteworthy,²⁰

School of Chemistry, University of Manchester, M13 9PL, UK.

E-mail: Michael.ingleson@manchester.ac.uk

† Electronic supplementary information (ESI) available: Full experimental, computational and X-ray crystallographic details and all relevant NMR spectra. CCDC 1010524, 1010526 and 1058782. For ESI and crystallographic data in CIF or other electronic format see DOI: 10.1039/c5dt03835a



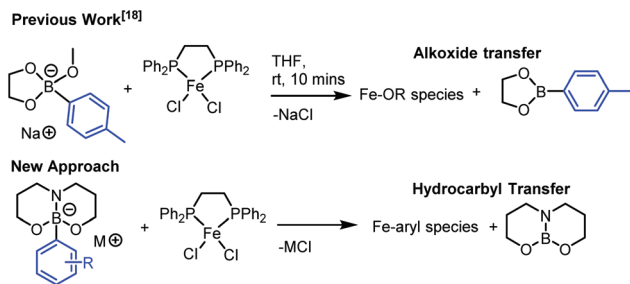


Fig. 1 Proposal to favour hydrocarbyl transmetallation over alkoxide transfer to iron from boronate reagents.

however these are non-productive in Fe catalysed SM couplings.¹² Borates incorporating a trianionic 6,6-bicyclic chelate are rare,²¹ but are attractive as they will afford a reduction in ring strain in the conjugate 3-coordinate boronate ester formed post hydrocarbyl transfer relative to 5,5-bicyclic and 6,6,6-tricyclic (e.g. triolboronate) systems. This would facilitate the planarisation of the neutral 3-coordinate boronate ester by-product and thus its stabilisation through increased π -orbital overlap, an outcome enhanced further by the greater multiple bond character present in B-NR₂ relative to B-OR; both factors were envisaged to enhance the nucleophilicity of the anionic hydrocarbyl-borate.

Combining 1.1 equiv. of dipropanolamine (which can be easily prepared on multi-gram scales from cheap, commercially available reagents)²² with phenylboronic acid (1 equiv.) in THF afforded the desired neutral boronate ester **1a** within 10 minutes at ambient temperature. The poor solubility of **1a** in THF allows for its isolation by filtration and subsequent recrystallisation from hot acetone affords analytically pure **1a** in 89% yield (9.74 g) (Fig. 2). The rigid nature of the 6,6-bicyclic chelate is evident in the ¹H NMR spectra of **1a** through the diastereotopic nature of the CH₂ protons within the chelate backbone, a feature also observed in related 5,5-bicyclic systems.²³ It is noteworthy that 5,5-bicyclic analogues demonstrate fluxional behaviour at temperatures above 40 °C, whereas **1a** is considerably more conformationally rigid, demonstrating no fluxional behaviour up to 110 °C (in *d*₆-DMSO), analogous to the extremely robust MIDA boronate esters.²⁴ This simple esterification protocol can be extended to a number of aryl- or heteroarylboronic acids, affording neutral boronate esters **1a–1q** in good to excellent isolated yields (97–72%) (Fig. 2).

Generation of the anionic borates is simple as exemplified by the formation of **K[2a]** which can be achieved in quantitative yield *via* deprotonation of **1a** with a variety of bases (KH, ^tBuOK, KOMe) in anhydrous THF.²⁵ The employment of KOH leads only to the recovery of neutral boronate ester, **1a**. This observation correlates with the fact that **K[2a]** slowly hydrolyses to **1a** (and presumably KOH) with prolonged storage in the solid or solution state under air. With methods for the generation of the anionic borates in hand, we next focused upon calculating relative phenyl ion affinities (PhIAs) to assess the

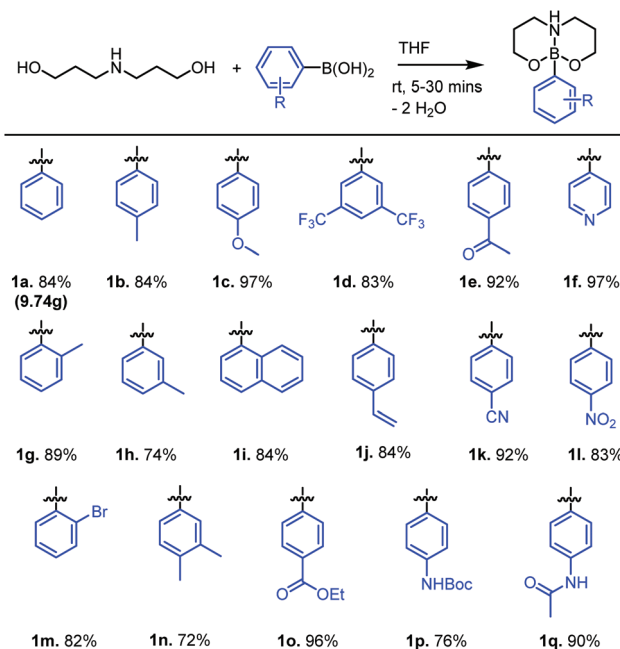


Fig. 2 Synthesis of dipropanolamine chelated neutral boronate esters **1a–1q**.

relative nucleophilicity of **K[2a]** and other common borate anions. PhIAs were calculated from the isodesmic reactions between tetraphenylborate and the appropriate neutral boron Lewis acid (Table 1). This methodology is analogous to previous approaches for calculating hydride and chloride ion affinities (HIAs and CIAs) of boron Lewis acids, where calculations of HIA correlated well with hydride transfer reactivity.^{26,27} Analysis of the calculated PhIA values revealed neutral borane **3** to have a substantially lower PhIA (hence **K[2a]** will provide a better source of Ph⁻) than other common borate reagents tested (Table 1). The alleviation of ring strain in **3** relative to the 5,5-bicyclic analogue derived from diethanolamine (5,5-ONO, entry 4) and to a greater extent the 6,6,6-tricyclic containing triolborane (entry 1) does indeed have a considerable effect on PhIA and thus the energetics of aryl transfer.

The trends observed through calculated PhIAs were probed experimentally by phenyl ion transfer reactions. Initial studies commenced with **K[2a]**/**3** and boron reagents possessing considerably different calculated PhIAs. The addition of **K[2a]** to triolborane in THF resulted in slow dissolution of triolborane (which is poorly soluble in THF), with initial ¹¹B NMR spectra (after *ca.* 10 minutes at 20 °C) showing a mixture of **K[2a]** ($\delta_{11B} = 2.5$) and a new species ($\delta_{11B} = 4.4$) which is tentatively attributed to reversible Lewis adduct formation between **K[2a]** and triolborane, presumably by coordination of the N or O nucleophilic sites in **K[2a]** to the Lewis acidic boron centre of the triolborane. Nevertheless, heating this mixture at 60 °C for 18 h resulted in complete disappearance of both of these signals, full dissolution of the triolborane and formation of **3** ($\delta_{11B} = 20.0$) and [Ph-triolborate]⁻ ($\delta_{11B} = 3.6$) as the major



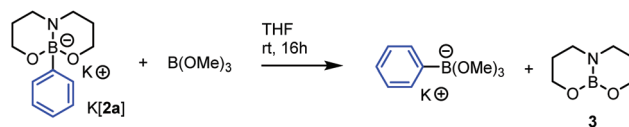
Table 1 Relative phenyl ion affinities (PhIAs) of neutral boron Lewis acids derived from common arylborate reagents^a

Entry	Lewis acid	Abbreviation	PhIA ^a (kcal mol ⁻¹)
	$[BPh_4]^- + BR_3 \rightleftharpoons [BR_3Ph]^- + BPh_3$		
1		Triolborane	-22.8
2	BF ₃	—	-16.3
3	BPh ₃	—	0.0
4		5,5-ONO	+17.0
5	B(OMe) ₃	—	+22.7
6		B(Pin)(^t Bu)	+23.2
7		B(Pin)(ⁿ Bu)	+23.9
8		3 (This work)	+36.3 (+31.3) ^b

^a PhIAs calculated at the M06-2X/6-311G+(d,p) level of theory with incorporation of a dichloromethane PCM solvent model. ^b In parenthesis the PhIA is calculated using atomic coordinates from the solid state structure of **K[2a]**.

species. The new boron species at $\delta_{11B} = 20$ was confirmed as the expected neutral 3-coordinate boron by-product of hydrocarbyl transmetalation *via* the independent synthesis and characterization of **3** from dipropanolamine and Me₂S·BH₃.²⁵ The reaction of **K[2a]** with Et₂O·BF₃ proceeded more rapidly with no starting materials observed after <10 min at 20 °C (by ¹¹B NMR spectroscopy), instead **3** and [PhBF₃]⁻ are the major species observed, along with an unidentified intermediate ($\delta_{11B} = 0.1$) observed at short times which is fully consumed on heating to 60 °C.

It is more significant in the context of this investigation to experimentally benchmark the PhIA of **3** against boron Lewis acids whose Ph-borate anions transmetallate to Fe (with or without additives). However, attempts to experimentally confirm the relative PhIA of BPh₃ and **3** were frustrated by solubility issues (in THF and DCM) along with the formation of an intermediate ($\delta_{11B} = 0.8$) that persisted even on heating to 60 °C for 18 h, this species frustrated crystallisation attempts and is tentatively assigned to a Lewis adduct between **K[2a]** and BPh₃. In contrast, combination of **K[2a]** and B(OMe)₃ resulted in rapid phenyl transfer at 20 °C (with a short lived intermediate again observed, $\delta_{11B} = 3.1$), to ultimately form **3** and [PhB(OMe)₃]⁻, confirming the relative PhIA of **3** and B(OMe)₃ (Scheme 1). The combination of **K[2a]** and B(Pin)(ⁿBu) resulted in only a minor amount of **3** formed after 16 h at 60 °C. We attribute the limited phenyl transfer to a kinetically slow process as opposed to an equilibrium favouring B(Pin)(ⁿBu) and **K[2a]** as the reverse reaction of **3** with



Scheme 1 Phenyl ion transfer reaction from **K[2a]** to trimethoxyborane.

[PhB(Pin)(ⁿBu)]⁻ resulted in minimal formation of [2a]⁻ after 16 h at 60 °C.

Encouraged by the calculated PhIA value of **3** and the stoichiometric phenyl ion transfer experiments, we moved on to probe whether high hydrocarbyl nucleophilicity in [2a]⁻ would translate to facile boron-to-iron hydrocarbyl transmetalation with common iron(II) (pre)catalysts. We began this investigation with the (pre)catalyst, [Fe(dppe)Cl₂]_n **4** (dppe = 1,2-bis(diphenylphosphino)ethane) (**4** was found by X-ray diffraction studies to exist as a 1D coordination polymer in the solid state on recrystallisation from THF).²⁸ *In situ* generation of **K[2a]** with KH (1 equiv.) in anhydrous THF followed by the addition of **4** (0.5 equiv.) and dppe (0.5 equiv.) then agitation at ambient temperature led to no observable reaction (by ¹¹B{¹H} NMR spectroscopy, with **K[2a]** the only signal observed) after 1 h. However, heating the reaction mixture for 10 minutes at 60 °C in THF (or in toluene) led to the pale green reaction mixture becoming deep red in colour. Analysis of the reaction mixture by ¹H NMR spectroscopy was uninformative, however the ¹¹B{¹H} NMR spectra revealed the complete disappearance of the 4-coordinate signal of **K[2a]** and the presence of a single new boron containing species in the three-coordinate region at δ_{11B} 23.9 ppm attributed to **3**.²⁹ Isolated samples of **K[2a]** generated from ^tBuOK or KOMe produced analogous outcomes, provided all protic by-products from boronate generation (^tBuOH/MeOH) were removed prior to use due to their detrimental effect on these specific iron complexes. The requirement for raised temperatures for conversion of **K[2a]** to **3** on addition of **4**/dppe is in contrast to the reaction of Li[(Ph)B(pin(^tBu))] (**5**) with **4** (0.5 equiv. + 0.5 equiv of dppe) which in our hands was found to react within minutes at ambient temperature *in the absence* of MgBr₂ to produce ^tBuBPIn (by ¹¹B NMR spectroscopy). Thus whilst [2a]⁻ is calculated to be thermodynamically a more nucleophilic source of Ph⁻ than **5** it is kinetically slower to react by phenyl transfer with the Fe species present in solution under these conditions.

With the *in situ* ¹¹B{¹H} NMR data being consistent with hydrocarbyl loss from [2a]⁻ we sought evidence for the formation of arylated iron species. Most notably the generation of significant quantities of biphenyl (*ca.* 0.5 equiv.) post aryl transfer was confirmed by analysis of the reaction mixture by GC-MS against a calibrated internal standard,²⁵ indicative of Fe-Ph species.^{14b} Consumption of all **K[2a]** on addition of 0.5 equiv. of **4** (by ¹¹B{¹H} NMR spectroscopy) suggests the transfer of two aryl equivalents to iron, although the transfer of just one aryl equivalent to Fe and formation of an adduct between an Fe species and a second equivalent of [2a] (which may not



be observable in the ^{11}B NMR spectra) is also feasible. We disfavour a reaction stoichiometry other than 2 : 1 as increasing the ratio of $\text{K}[2\text{a}]$:Fe from 2 : 1 to 3 : 1 and to 4 : 1 resulted in an increasing amount of $\text{K}[2\text{a}]$ persisting in solution (by ^{11}B NMR spectroscopy). Analogous outcomes were observed on combining $\text{K}[2\text{c}]$ (or $\text{K}[2\text{d}]$) and **4** in a 2 : 1 ratio, with significant biaryl formed in each case (by GC-MS *versus* an internal standard). Repeated efforts to isolate any Fe species from transmetallation to iron complexes with $\text{K}[2\text{a}]$ were unsuccessful in our hands.

$[\text{Fe}(\text{dpbz})_2\text{Cl}_2]$, **6** (0.5 equiv.) (dpbz = 1,2-bis(diphenylphosphino)benzene) reacted analogously with $\text{K}[2\text{a}]$ or $\text{K}[2\text{b}]$, with two equivalents of borate consumed per Fe centre (by ^{11}B NMR spectroscopy) and significant biphenyl or bi-tolyl (*ca.* 0.5 equiv. by GC-MS) formed again indicating significant transmetallation from boron to iron. The previously reported iron(i) complex, $[\text{Fe}(\text{dpbz})_2(p\text{-Tol})]$ **7**³⁰ (Fig. 3) was observed from this reaction mixture by X-band continuous-wave EPR measurements at 120 K further confirming successful boron to Fe transmetallation. The spectrum of **7** is in excellent agreement with previous X-band CW-EPR measurements obtained for **7**

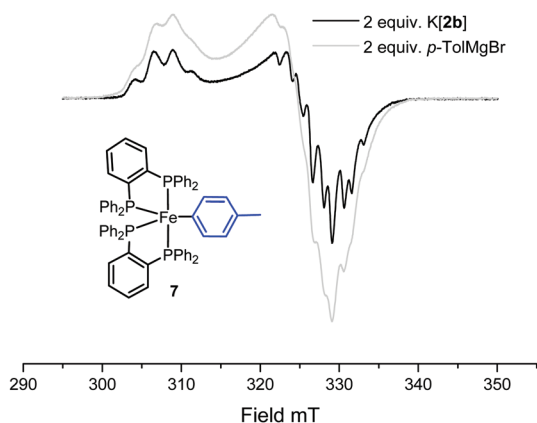
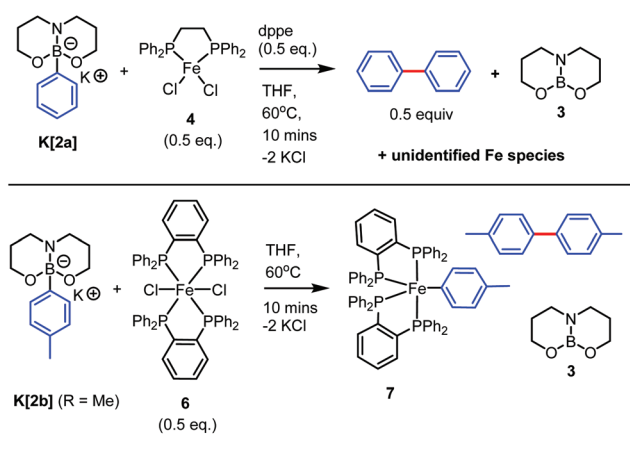
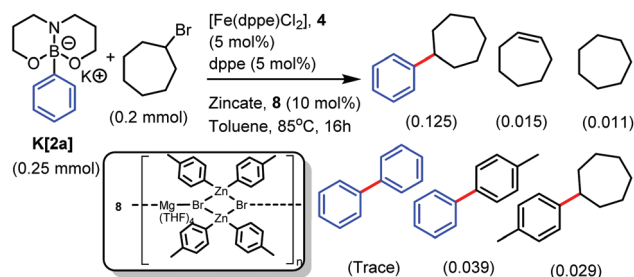


Fig. 3 Top, reaction of $\text{K}[2\text{a}]$ and **4** (0.5 equiv.). Middle, the formation of the Fe(i) complex **7** from $\text{K}[2\text{b}]$ and **6** (0.5 equiv.). Bottom, comparison of the CW-EPR spectra recorded at 120 K of *in situ* generated **7** from either $\text{K}[2\text{a}]$ (black) or $p\text{-TolMgBr}$ (grey).

by Bedford and co-workers³⁰ and with an independently prepared sample of **7** obtained from the reaction of **6** with $p\text{-TolMgBr}$ (2 equiv.) (Fig. 3). Whilst the presence of EPR and NMR spectroscopy silent Fe complexes cannot be precluded from these reactions the formation of significant quantities of the homocoupled biaryl compounds and the observation of **7** by EPR spectroscopy combined do confirm significant boron to iron hydrocarbyl transmetallation using $[\text{2x}]$.

With boron-to-iron hydrocarbyl transmetallation confirmed we moved on to evaluating the efficiency of $\text{K}[2\text{a}]$ in iron catalysed $\text{Csp}^2\text{-Csp}^3$ SM cross-coupling. Employing $\text{K}[2\text{a}]$ and 3-methoxybenzyl bromide in the presence of **4** + dppe (both at 10 mol% loading) led to the complete consumption of 3-methoxybenzyl bromide and almost exclusive formation of 1,2-bis-(3-methoxyphenyl)ethane with only a very minor amount of heterocoupled product (by GC-MS). This observation is in contrast to the outcomes reported employing the $^t\text{BuLi}$ activated arylpinacol boronate esters, such as **5**, or Grignard activated triorganoboranes, which under similar conditions, in the presence of magnesium or zinc additives led predominantly to heterocoupling products.^{14,15} Analogous homocoupling outcomes to that observed through the use of $\text{K}[2\text{a}]$ were found in the employment of the lithium salt $\text{Li}[2\text{a}]$, hence the difference in reactivity between $\text{M}[2\text{a}]$ and **5** is not cation derived. Furthermore, repeating the cross coupling reactions using $\text{Li}[2\text{a}]$ with MgBr_2 additive, led to homocoupling again being the dominant pathway.

Diarylzinc co-catalysts are used widely in Fe SM catalysis, but it is important to note that species formulated as aryl_2Zn are actually often ionic zincates, and this can significantly impact reactivity in cross-coupling.³¹ For example, the previously reported attempted synthesis of $(p\text{-tol})_2\text{Zn}$ led instead to the zincate $[\text{Mg}(\text{THF})_4\text{Br}_2(\text{Zn}(p\text{-tol})_2)_2]_n$, **8** (on recrystallisation, Scheme 2, inset).³² Using 10 mol% of a stock solution of **8** (equating to a total of 0.08 mmol of tolyl nucleophile) and 5 mol% **4**/dppe resulted in the heterocoupling product from $\text{K}[2\text{a}]$ and *cyclo*-heptylbromide being the major product (Scheme 2). However, the product distribution from this reaction is significantly less selective towards heterocoupling than cross coupling *cyclo*-heptylbromide using $[\text{tBuB}(\text{Pin})\text{Ar}]^-$ (or $[\text{Ar}^i\text{Pr}]\text{BBN}]^-$) with magnesium or zinc additives.^{14,15} Repeating the coupling of *cyclo*-heptylbromide with $\text{K}[2\text{a}]$ in the absence of **8**, with or without MgBr_2 as an additive, led to no



Scheme 2 Zincate mediated Fe catalysed SM cross coupling using $\text{K}[2\text{a}]$.



heterocoupling product formation under a range of conditions. The omission of **4** also resulted in no heterocoupling confirming the importance of Fe under these conditions.

The disparity between magnesium and zinc additives led us to investigate the direct reaction between MX_2 ($\text{M} = \text{Zn}$ or Mg , $\text{X} = \text{Br}$ or Cl) and **K[2a]**. Combination of MgBr_2 and **K[2a]** in THF resulted in no observable reaction at 20 °C and 60 °C (after 24 h by ^{11}B NMR spectroscopy). In contrast, **K[2a]** reacts rapidly with ZnCl_2 with complete consumption of **K[2a]** and formation of **3** as the only new observable boron containing product after 5 h in THF at 20 °C or after 30 min in toluene at 60 °C (by ^{11}B NMR spectroscopy). This is suggestive of transmetallation from boron in **[2a]**[−] to ZnCl_2 but not to MgBr_2 , consistent with the disparate additive performance in Fe catalysed cross coupling reactions using **K[2a]**. Related transmetalation from boron to ZnCl_2 has been previously observed, *e.g.* using $[\text{Bu}_3\text{B}(p\text{-tolyl})][\text{Mg}(\text{solv})\text{Cl}]$,^{15b} which is a boron based aryl nucleophile also effective in Fe catalysed SM reactions. It is notable that less nucleophilic borates such as $[\text{PhBF}_3]^-$ and $[\text{PhBtrio}]\text{borane}]^-$ give no heterocoupling under Fe catalysed SM conditions even in the presence of zinc additives.¹² In control reactions 2 equivalents of $[\text{PhBF}_3]^-$ (or $[\text{PhBtrio}]\text{borane}]^-$) were heated in THF at 60 °C for 16 h with ZnCl_2 . Subsequent analysis of these reaction mixtures in d_6 -DMSO (in which all boron species, *e.g.*, $[\text{PhBY}_3]^-$ and the conjugate neutral borane, are soluble) revealed no evidence for transmetalation to zinc with $[\text{PhBF}_3]^-$ (or $[\text{PhBtrio}]\text{borane}]^-$) being the only major boron product observed (by ^{11}B NMR spectroscopy).

Conclusions

In summary, neutral aryl- and heteroarylboronate esters incorporating a 6,6-bicyclic chelate and their corresponding anionic borates can be readily synthesised from the parent boronic acids. The novel borate species demonstrate enhanced hydrocarbyl nucleophilicities in comparison to other common arylborates, as assessed by PhIA calculations and stoichiometric phenyl ion transfer experiments. The new borates undergo additive-free, direct boron-to-iron hydrocarbyl transmetalations with simple bis-phosphine ligated iron(II) (pre)catalysts. However, the application of the new boronates to iron catalysed Csp^2 - Csp^3 cross-coupling led predominantly to homocoupling in the absence of Zn additives, highlighting the inherent intricacies associated with iron-catalysed Suzuki-Miyaura type Csp^2 - Csp^3 cross-couplings. Presumably, the kinetics of aryl transfer to active Fe species (either direct or *via* aryl-Zn species) has to be optimal to match other steps involved in the heterocoupling cycle and without zinc additives the transfer of aryl from boron in **[2a]** to key Fe species is non-optimal.

Experimental

General experimental details

Unless otherwise stated, all manipulations were carried out using standard Schlenk techniques under argon, or in an

MBraun UniLab glovebox, under an atmosphere of argon (<0.1 ppm $\text{O}_2/\text{H}_2\text{O}$). Unless otherwise indicated, solvents were distilled from appropriate drying agents: tetrahydrofuran (potassium); toluene (potassium); *n*-hexane (NaK); and dichloromethane (CaH_2). Tetrahydrofuran and dichloromethane were stored over activated 3 Å molecular sieves while toluene and *n*-hexane were stored over potassium mirrors. 3,3'-azanediylobis-(propan-1-ol),²² $[\text{Fe}(\text{dppe})\text{Cl}_2]$,³³ $[\text{Fe}(\text{dpbz})_2\text{Cl}_2]$,¹¹ and $[\text{Fe}(\text{dpbz})_2(p\text{-Tol})]$,³⁰ were all prepared according to previously reported literature procedures. All other compounds were purchased from commercial sources and used as received. NMR spectra were recorded on Bruker AvanceIII-400, Bruker AvanceII-500 or Bruker Ascend-400 spectrometers. Chemical shifts are reported as dimensionless δ values and are frequency referenced relative to residual *protio*-impurities in the NMR solvents for ^1H and $^{13}\text{C}\{^1\text{H}\}$ respectively, while $^{11}\text{B}\{^1\text{H}\}$, $^{19}\text{F}\{^1\text{H}\}$ and ^7Li shifts are referenced relative to external BF_3 -etherate, hexafluorobenzene and LiCl, respectively. Coupling constants J are given in Hertz (Hz) as positive values regardless of their real individual signs. The multiplicity of the signals are indicated as "s", "d", "t", "pent", "sept" or "m" for singlet, doublet, triplet, pentet, septet or multiplet, respectively. High resolution mass spectra (HRMS) were recorded on a Waters QTOF mass spectrometer. GC-MS analysis was performed on an Agilent Technologies 7890A GC system equipped with an Agilent Technologies 5975C inert XL EI/CI MSD with triple axis detector. The column employed was an Agilent J&W HP-5 ms ((5%-Phenyl)-methylpolysiloxane) of dimensions: length, 30 m; internal diameter, 0.250 mm; film, 0.25 μm . Microanalysis was performed by Mr Stephen Boyer at the London Metropolitan University microanalytical service. X-band CW-EPR spectra were recorded at 120 K on a Bruker EMXmicro spectrometer operating at 9.35 GHz field modulation, 2 mW microwave power and equipped with a high sensitivity Bruker cavity (ER 4119HS).

General procedure for the synthesis of **1a-1q**

Under ambient conditions, with no additional precautions taken to exclude air or moisture, a round bottom flask was charged with 3,3'-azanediylobis(propan-1-ol) (1.1 equiv.) and tetrahydrofuran. To this stirred solution was added the appropriate boronic acid (1 equiv.) and the reaction mixture stirred at ambient temperature. Typically, the desired products **1a-1q** began to deposit from solution after stirring for between 5 and 30 minutes, however in examples where this was not the case, stirring was continued at ambient temperature for 16 h. Isolation of the insoluble material by filtration followed by washing with cold tetrahydrofuran typically afforded **1a-1q** as colourless free-flowing solids of sufficient purity to be used without further purification. Alternatively, **1a-1q** can be recrystallised from hot acetone.

10-phenyloctahydro-[1,3,2]oxazaborinino[2,3-*b*][1,3,2]oxazaborinin-5-ium-10-uide²¹ (**1a**): Prepared according to the general procedure. Phenylboronic acid (6.10 g, 50.0 mmol) and 3,3'-azanediylobis(propan-1-ol) (7.33 g, 55.0 mmol) in tetrahydrofuran (200 mL) afforded **1a** as a free-flowing white solid (9.74 g, 89%). ^1H NMR (400 MHz, $\text{DMSO}-d_6$, 298 K): 7.39 (2H,



d, $J = 6.7$ Hz, *o*-CH); 7.19 (2H, t, $J = 7.5$ Hz, *m*-CH); 7.09 (1H, t, $J = 7.5$ Hz, *p*-CH); 5.90 (1H, bs, NH); 3.76–3.70 (2H, m, CH₂); 3.50–3.44 (2H, m, CH₂); 3.09–3.02 (2H, m, CH₂); 2.86–2.80 (2H, m, CH₂); 1.81–1.72 (2H, m, CH₂); 1.51–1.42 ppm (2H, m, CH₂). ¹³C{¹H} NMR (100 MHz, DMSO-*d*₆, 298 K): 131.8; 126.9; 125.5; 59.7; 46.0; 24.3 ppm. ¹¹B{¹H} NMR (128.4 MHz, DMSO-*d*₆, 298 K): 3.2 ppm. HRMS (ESI) m/z : calculated for [M + H]⁺, C₁₂H₁₉BNO₂⁺, 220.1509, found: 220.1516. Crystals suitable for X-ray diffraction were grown by the slow evaporation of a concentrated acetone solution of **1a** at ambient temperature.

See ESI† for further details for **1b–1q** synthesised *via* the general procedure.

General procedure for the synthesis of M[2a] (M = K or Li)

A flame dried Schlenk tube was charged with **1a** (1 equiv.) and dried under vacuum for *ca.* 1 h prior to the addition of anhydrous THF or toluene (X mL) under an argon atmosphere. To this stirred suspension was added the appropriate base (1 equiv.) and the reaction mixture stirred at ambient temperature until the solution became homogeneous. Removal of the solvent generally afforded a pale residue which could be triturated with anhydrous *n*-hexane to afford M[2a] (M = K or Li) as a free-flowing white solid after isolation by filtration and drying under vacuum (see Table S1† for isolated yields).

K[2a]: Prepared according to the general procedure. **1a** (750.0 mg, 3.42 mmol) and KH (136.8 mg, 3.42 mmol) in tetrahydrofuran (10 mL) afforded **K[2a]** as a free-flowing white solid (862 mg, 98%). ¹H NMR (400 MHz, THF-*d*₈, 298 K): 7.54 (2H, d, $J = 6.9$ Hz, *o*-CH); 7.09 (2H, t, $J = 7.2$ Hz, *m*-CH); 6.96 (1H, t, $J = 7.5$ Hz, *p*-CH); 3.61–3.56 (2H, m, CH₂); 3.52–3.43 (2H, m, CH₂); 3.34–3.25 (2H, m, CH₂); 2.74–2.66 (2H, m, CH₂); 1.88–1.75 (2H, m, CH₂); 1.36–1.26 (2H, m, CH₂) ppm. ¹³C{¹H} NMR (100 MHz, THF-*d*₈, 298 K): 135.1; 127.1; 125.0; 62.6; 51.8; 31.1 ppm. ¹¹B{¹H} NMR (128.4 MHz, THF-*d*₈, 298 K): 2.5 ppm. Anal Calcd for C₁₂H₁₈BKNO₂: C, 56.04; H, 6.66; N, 5.45. Found: C, 55.84; H, 6.49; N, 5.39. Crystals suitable for X-ray diffraction were grown by the slow evaporation of a concentrated THF solution of **K[2a]** at ambient temperature.

Computational details

Calculations were performed using the Gaussian09 suite of programmes.³⁴ Structures were pre-optimised at the HF/3-21G level followed by optimisation at the M06-2X/6-311G+(d,p) level³⁵ with inclusion of a PCM model for solvent correction (DCM).³⁶ Structures were confirmed as minima by frequency analysis and the absence of imaginary frequencies.

Acknowledgements

We gratefully acknowledge the Royal Society (for the award of a University Research Fellowship for M. J. I.), the European Research Council under Framework 7 (J. J. D. grant agreement no. 305868), the Leverhulme Trust (E. R. C.) and the EPSRC (grant number EP/K039547/1) for funding. We also acknowledge the EPSRC UK National Service for Computational

Chemistry Software (NSCCS), the EPSRC UK National Electron Paramagnetic Resonance facility at the University of Manchester, Mr Daniel Sells for assistance with EPR measurements and Professor David Collison for helpful discussions.

References

- N. Miyaura and A. Suzuki, *J. Chem. Soc., Chem. Commun.*, 1979, 866–867.
- N. Miyaura, K. Yamada and A. Suzuki, *Tetrahedron Lett.*, 1979, **20**, 3437–3440.
- N. Miyaura and A. Suzuki, *Chem. Rev.*, 1995, **95**, 2457–2483.
- For a review discussion the transmetallation in palladium catalysed Suzuki–Miyaura see: A. J. J. Lennox and G. C. Lloyd-Jones, *Angew. Chem., Int. Ed.*, 2013, **52**, 7362–7370.
- E. Negishi, *Hand-book of Organopalladium Chemistry for Organic Synthesis*, Wiley, New York, 2002.
- For recent reviews on Fe catalysed cross coupling see: (a) R. B. Bedford and P. B. Brenner, *Top. Organomet. Chem.*, 2015, **50**, 19–46; (b) O. L. Kuzmina, A. K. Steib, A. Moyeux, G. Cahiez and P. Knochel, *Synthesis*, 2015, 1696–1705; (c) E. Nakamura, T. Hatakeyama, S. Ito, K. Ishizuka, L. Ilies and M. Nakamura, Iron-Catalyzed Cross-Coupling Reactions, *Org. React.*, 2013, **83**(1), 1–210.
- C. Bolm, J. Legros, J. Le Pailh and L. Zani, *Chem. Rev.*, 2004, **104**, 6217–6254.
- B. Plietker, *Iron Catalysis in Organic Chemistry*, Wiley-VCH, Weinheim, Germany, 2008.
- (a) M. J. Ingleson and R. A. Layfield, *Chem. Commun.*, 2012, **48**, 3579–3589; (b) B. D. Sherry and A. Fürstner, *Acc. Chem. Res.*, 2008, **41**, 1500–1511.
- For select recent articles in this area see: (a) S. L. Daifuku, M. H. Al-Afyouni, B. E. R. Snyder, J. L. Kneebone and M. L. Neidig, *J. Am. Chem. Soc.*, 2014, **136**, 9132–9143; (b) M. H. Al-Afyouni, K. L. Fillman, W. W. Brennessel and M. L. Neidig, *J. Am. Chem. Soc.*, 2014, **136**, 15457–15460; (c) Y. Liu, J. Xiao, L. Wang and L. Deng, *Organometallics*, 2015, **34**, 599–605; (d) A. Hedstrom, Z. Izakian, I. Vreto, C.-J. Wallentin and P. O. Norrby, *Chem. – Eur. J.*, 2015, **21**, 5946–5953; (e) G. Bauer, M. D. Wodrich, R. Scopelliti and X. L. Hu, *Organometallics*, 2015, **34**, 289–298; (f) J. A. Przyojnski, K. P. Veggeberg, H. D. Arman and Z. J. Tonzetich, *ACS Catal.*, 2015, **5**, 5938–5946; (g) D. Gaertner, A. L. Stein, S. Grupe, J. Arp and A. J. von Wangelin, *Angew. Chem., Int. Ed.*, 2015, **54**, 10545–10459; (h) O. M. Kuzmina, A. K. Steib, S. Fernandez, W. Boudout, J. T. Markiewicz and P. Knochel, *Chem. – Eur. J.*, 2015, 8242–8249.
- R. B. Bedford, E. Carter, P. M. Cosgwell, J. N. Harvey, N. J. Gower, M. F. Haddow, D. M. Murphy, E. C. Neeve and J. Nunn, *Angew. Chem., Int. Ed.*, 2013, **52**, 1285–1288.
- R. B. Bedford, M. A. Hall, G. R. Hodges, M. Huwe and M. C. Wilkinson, *Chem. Commun.*, 2009, 6430–6432.
- For [(alkenyl)B(pin)^{(t}Bu)][–] see: T. Hashimoto, T. Hatakeyama and M. Nakamura, *J. Org. Chem.*, 2012, **77**, 1168–1173.



- 14 For $[(\text{aryl})\text{B}(\text{pin})(\text{tBu})]^-$ see: (a) T. Hatakeyama, T. Hashimoto, Y. Kondo, Y. Fujiwara, H. Seike, H. Takaya, Y. Tamada, T. Ono and M. Nakamura, *J. Am. Chem. Soc.*, 2010, **132**, 10674–10676; (b) S. L. Daifuku, J. L. Kneebone, B. E. R. Snyder and M. L. Neidig, *J. Am. Chem. Soc.*, 2015, **137**, 11432–11444; (c) R. B. Bedford, P. B. Brenner, E. Carter, T. W. Carvell, P. M. Cogswell, T. Gallagher, J. N. Harvey, D. M. Murphy, E. C. Neeve, J. Nunn and D. R. Pye, *Chem. – Eur. J.*, 2014, **20**, 7935–7938; (d) R. B. Bedford, T. Gallagher, D. R. Pye and W. Savage, *Synthesis*, 2015, 1761–1765.
- 15 For $[\text{R}_3\text{BR}]^-$ see: (a) T. Hatakeyama, T. Hashimoto, K. K. A. D. S. Kathriarachchi, T. Zenymo, H. Seike and M. Nakamura, *Angew. Chem., Int. Ed.*, 2012, **51**, 8834–8837; (b) R. B. Bedford, P. B. Brenner, E. Carter, J. Clifton, P. M. Cogswell, N. J. Gower, M. F. Haddow, J. N. Harvey, J. A. Kehl, D. M. Murphy, E. C. Neeve, M. L. Neidig, J. Nunn, B. E. R. Snyder and J. Taylor, *Organometallics*, 2014, **33**, 5767–5780.
- 16 For a rare example of direct boron-to-iron transmetallation employing a low-coordinate iron hydride species see: Y. Yu, W. W. Brennessel and P. L. Holland, *Organometallics*, 2007, **26**, 3217–3226.
- 17 For comments on the importance of boron-to-iron transmetallation see: J. A. Gladysz, R. B. Bedford, M. Fujita, F. P. Gabbaï, K. I. Goldberg, P. L. Holland, J. L. Kiplinger, M. J. Krische, J. Louie, C. C. Lu, J. R. Norton, M. A. Petrukhina, T. Ren, S. S. Stahl, T. D. Tilley, C. E. Webster, M. C. White and G. T. Whiteker, *Organometallics*, 2014, **33**, 1505–1527.
- 18 J. J. Dunsford, I. A. Cade, K. L. Fillman, M. L. Neidig and M. J. Ingleson, *Organometallics*, 2014, **33**, 370–377.
- 19 For an overview of boron transmetallating agents see: A. J. Lennox and G. C. Lloyd-Jones, *Chem. Soc. Rev.*, 2014, **43**, 412–443.
- 20 For specific examples using triolborates in palladium catalysis see: (a) Y. Yamamoto, M. Takizawa, X.-Q. Yu and N. Miyaara, *Angew. Chem., Int. Ed.*, 2008, **47**, 928–931; (b) S. Sakashita, M. Takizawa, J. Sugai, H. Ito and Y. Yamamoto, *Org. Lett.*, 2013, **15**, 4308–4311.
- 21 For one example of a neutral borane containing a 6,6-bicyclic chelate see: R. Csuk, H. Hönig and C. Romanin, *Monatsh. Chem.*, 1982, **113**, 1025–1035.
- 22 C. Granier and R. Guillard, *Tetrahedron*, 1995, **51**, 1197–1208.
- 23 M. K. Reilly and S. D. Rychnovsky, *Synlett*, 2011, 2392–2396.
- 24 E. P. Gillis and M. D. Burke, *J. Am. Chem. Soc.*, 2008, **130**, 14084–14085.
- 25 See ESI†
- 26 (a) E. R. Clark, A. Del Grosso and M. J. Ingleson, *Chem. – Eur. J.*, 2013, **19**, 2462–2466; (b) E. R. Clark and M. J. Ingleson, *Organometallics*, 2013, **32**, 6712–6717.
- 27 For neutral boranes see: M. T. Mock, R. G. Potter, D. M. Camaioni, J. Li, W. G. Dougherty, W. S. Kassel, B. Twamley and D. L. DuBois, *J. Am. Chem. Soc.*, 2009, **131**, 14454–14465.
- 28 Crystals suitable for X-ray diffraction were obtained by heating a concentrated THF solution of **4** at 70 °C followed by slow cooling. See ESI† for the polymeric structure of **4**. During the course of this work an analogous structure was published see: D. Patel, A. Wooles, A. D. Cornish, L. Steven, E. S. Davies, D. J. Evans, J. McMaster, W. Lewis, A. J. Blake and S. T. Little, *Dalton Trans.*, 2015, **44**, 14159.
- 29 $^{11}\text{B}\{^1\text{H}\}$ NMR shifts of **3** vary over the range 20–24 ppm due to presence of paramagnetic Fe complexes. In the absence of paramagnetic metal complexes it $\delta_{11\text{B}}$ in THF is: 20.0 ppm.
- 30 C. J. Adams, R. B. Bedford, E. Carter, N. J. Gower, M. F. Haddow, J. N. Harvey, M. Huwe, M. Angeles-Carter, S. M. Mansell, C. Mendoza, D. M. Murphy, E. C. Neeve and J. Nunn, *J. Am. Chem. Soc.*, 2012, **134**, 10333–10336.
- 31 For the formation and role of zincates in cross-coupling see: (a) E. Hevia, J. Z. Chua, P. García-Álvarez, A. R. Kennedy and M. D. McCall, *Proc. Natl. Acad. Sci. U. S. A.*, 2010, **107**, 5294–5299; (b) L. Jin, C. Liu, J. Liu, F. Hu, Y. Lan, A. S. Batsanov, J. A. K. Howard, T. B. Marder and A. Lei, *J. Am. Chem. Soc.*, 2009, **131**, 16656–16657; (c) L. C. McCann and M. G. Organ, *Angew. Chem., Int. Ed.*, 2014, **53**, 4386–4389; (d) L. C. McCann, H. N. Hunter, J. A. C. Clyburne and M. G. Organ, *Angew. Chem., Int. Ed.*, 2012, **51**, 7024–7027; (e) T. D. Bluemke, W. Clegg, P. Garcia-Alvarez, A. R. Kennedy, K. Koszinowski, M. D. McCall, L. Russo and E. Hevia, *Chem. Sci.*, 2014, **5**, 3552–3562; (f) R. B. Bedford, M. Huwe and M. C. Wilkinson, *Chem. Commun.*, 2009, 600–602.
- 32 J. J. Dunsford, E. R. Clark and M. J. Ingleson, *Angew. Chem., Int. Ed.*, 2015, **54**, 5688–5692.
- 33 D. J. Evans, P. B. Hitchcock, G. J. Leigh, B. K. Nicholson, A. C. Niedwieski, F. S. Nunes and J. F. Soares, *Inorg. Chim. Acta*, 2001, **319**, 147–158.
- 34 M. J. Frisch, G. W. Trucks, H. B. Schlegel, G. E. Scuseria, M. A. Robb, J. R. Cheeseman, G. Scalmani, V. Barone, B. Mennucci, G. A. Petersson, H. Nakatsuji, M. Caricato, X. Li, H. P. Hratchian, A. F. Izmaylov, J. Bloino, G. Zheng, J. L. Sonnenberg, M. Hada, M. Ehara, K. Toyota, R. Fukuda, J. Hasegawa, M. Ishida, T. Nakajima, Y. Honda, O. Kitao, H. Nakai, T. Vreven, J. A. Montgomery Jr., J. E. Peralta, F. Ogliaro, M. Bearpark, J. J. Heyd, E. Brothers, K. N. Kudin, V. N. Staroverov, R. Kobayashi, J. Normand, K. Raghavachari, A. Rendell, J. C. Burant, S. S. Iyengar, J. Tomasi, M. Cossi, N. Rega, J. M. Millam, M. Klene, J. E. Knox, J. B. Cross, V. Bakken, C. Adamo, J. Jaramillo, R. Gomperts, R. E. Stratmann, O. Yazyev, A. J. Austin, R. Cammi, C. Pomelli, J. W. Ochterski, R. L. Martin, K. Morokuma, V. G. Zakrzewski, G. A. Voth, P. Salvador, J. J. Dannenberg, S. Dapprich, A. D. Daniels, O. Farkas, J. B. Foresman, J. V. Ortiz, J. Cioslowski and D. J. Fox, *GAUSSIAN 09 (Revision C1)*, Gaussian, Inc., Wallingford CT, 2009.
- 35 Y. Zhao and D. G. Truhlar, *Theor. Chem. Acc.*, 2008, **120**, 215.
- 36 <http://comp.chem.umn.edu/info/DFT.htm>.

