



The analysis of national
data of patients with a
diagnosis of cancer:

Report and supporting
material for England and
Wales 1996/7 - 1999/2000
(Prepared for the
Commission for Health
Improvement)

Linda Jenkins

Terence Bates

Adam Cook

Declan O'Neill

August 2001

<u>CONTENTS</u>	Page
INTRODUCTION	1
AIMS	1
RATIONALE FOR THE ANALYSIS	2
METHODS	3
RESULTS	
Overview of national findings for England and Wales	4
Findings at trust level	11
SUMMARY AND DISCUSSION OF FINDINGS	15
ANNEX A CHARTS	A1-A151
ANNEX B TABLES	B1-B76
ANNEX C GLOSSARY OF TERMS	
ANNEX D TECHNICAL NOTES AND SUPPORTING MATERIALS	

**THE ANALYSIS OF NATIONAL DATA OF PATIENTS
WITH A DIAGNOSIS OF CANCER**

**REPORT AND SUPPORTING MATERIAL FOR ENGLAND & WALES
1996/7 – 1999/2000**

INTRODUCTION

The Centre for Health Services Studies at the University of Kent (CHSS) was asked by the Commission for Health Improvement (CHI) to carry out this analysis for England and Wales. CHSS acts as a Safe Haven holding an extract of Hospital Episode Statistics (HES) for half of England and has remote access to the database of statistics for all England.

This report covers five cancer sites – colorectal, lung, breast, gynaecological and genitourinary cancer and focuses on the current service and changes since 1995.

The analysis provides information on hospital care since 1995 in England and Wales, based on hospital episode databases for England - Hospital Episode Statistics (HES), and Wales - Patient Episode Database Wales (PEDW). At the time of the study, data were available for the years 1996/7, 1997/8, 1998/9, 1999/2000.

Information held on hospital episodes allows relevant indicators of performance to be calculated on the following topics: overall numbers treated, surgical procedures carried out, how long patients wait before admission, lengths of hospital stay and deaths in hospital.

The format of the analysis and the report is to pursue these themes across each of the five cancer categories. Information is given both at national level and at the level of individual NHS trusts. The text refers to charts, which are given in full in Annex A. Data for individual trusts are given in tables in Annex B. A glossary of terms can be found in Annex C, and Annex D contains technical notes to explain how the data have been handled and can be used for further analysis.

AIMS

To investigate changes in secondary care in England and Wales since 1995, focusing on five cancer categories and making inter-provider comparisons.

RATIONALE FOR THE ANALYSIS

To put the detail that follows in context, this section briefly describes the thinking behind the analysis. It clarifies the data used in each set of indicators and outlines some of the relevant issues that can be addressed with the results.

Workload

The data available include episodes, admissions, daycases and inpatients, elective and emergency episodes.

Issues in relation to workload include:

- is access improving, ie is workload increasing, and if so in what way
- is volume sufficient for a cancer centre, eg a multidisciplinary breast team should have 100 new cases per year
- are emergency admissions increasing unacceptably
- are admissions mainly single episodes of care
- is there unaccountable or unacceptable variation between trusts.

Commentary covers:

- the number of episodes by cancer category
- trends
- comparison of workload to incidence rates
- relationship between episodes and admissions
- split of daycase and inpatient, elective and emergency episodes
- data at national level and for individual trusts.

Surgical procedures

The data cover patients with a primary diagnosis of cancer who also have a surgical procedure.

Issues:

- is more surgery being performed
- are there changes in the balance of curative versus palliative surgery, conservative versus radical surgery
- is a sufficient volume of surgery being done, especially complex surgery, in a trust to suggest safe levels of skill and experience
- is there unaccountable or unacceptable variation between trusts.

Commentary covers the number of episodes with a procedure, and looks at different types of surgery such as surgical removal, diagnostic examinations and palliative treatment.

Time on waiting list

Number of days waiting on an inpatient waiting list after a decision has been made to admit.

Issues:

- shorter waiting time is better for patients
- whether national targets are being met
- is there unaccountable or unacceptable variation between trusts.

Length of hospital stay or spell duration

Data: spell duration (may represent stay across more than one episode)
the ratio of daycase to inpatient workload
differences between spell duration for elective and emergency episodes.

Issues:

- shorter spells may be better for patients
- daycase workload should generally increase relative to inpatient workload
- is there unaccountable or unacceptable variation between trusts.

In-hospital deaths

Data: Number and proportion of in-hospital deaths related to cancer care.

Issues:

- are deaths in hospital decreasing
- how many deaths occur after selected surgical procedures for cancer
- is there unaccountable or unacceptable variation between trusts.

METHODS

The national HES database for England and PEDW database for Wales were interrogated for inpatients and daycases with a primary diagnosis of one of five specific cancers over a four year period from 1996/7 to 1999/2000.

The specific cancers investigated were:

- Colorectal cancer (ICD10 Codes C18-C21)
- Lung cancer including trachea and bronchus (ICD10 Codes C33–C34)
- Breast cancer (ICD10 Code C50)
- Gynaecological cancer (ICD10 Codes C51-C58)
- Genitourinary cancer (ICD10 Codes C60-C68)

A preliminary analysis of data for the period 1998/1999 suggested that episodes with a **primary** diagnosis of one of the above cancers were going to be most relevant. This means that the analysis includes patients where one of the specific cancers of interest was the main condition dealt with during the episode. Using this definition we avoid

double-counting episodes with more than one cancer recorded. The analysis looks at *all episodes* rather than just the admission episode. This is because an analysis of admissions would exclude a large part of inpatient workload - for example when patients were admitted by one consultant and were transferred to another for what turned out to be the greater part of their hospital stay. This would be especially true if a cancer diagnosis was not recorded on the initial episode. For similar reasons of comprehensiveness and accuracy, it was also decided to base the analysis on the main surgical procedure recorded.

Fuller details and technical documentation are in Annex D.

RESULTS

Results are presented first nationally and then at trust level. Within this framework the report shows activity, surgical procedures, waiting time, spell duration and in-hospital deaths. Annex A contains the charts referred to in the text and Annex B provides tables that enable individual trusts to be identified on the charts.

Overview of national findings for England and Wales

Activity - episodes in England and Wales

Over the four years examined here, there has been a steady increase in the total workload in hospitals of around 2% a year in the number of episodes with any diagnosis. In contrast, episodes for patients with cancer have increased much more sharply, with the numbers in the group of five cancers focused on in this report increasing between 7-10% a year. The pattern is similar between England and Wales, although cancer care is increasing faster in Wales. With regard to patients occupying hospital beds, cancer care can be seen against a background of falling utilisation for all conditions (especially in Wales), however, despite the increasing number of episodes with cancer, the treatment of these has required relatively less use of hospital beds (see table B1 in Annex B).

In England and Wales in the year 1999/2000, there were 1,183,303 hospital episodes for patients with a primary diagnosis of cancer (see table B1). Of these, 620,028 (52%) were the cancers representing the five groups included in this review. Finished consultant episodes in hospital have been counted rather than hospital admissions in order to include all episodes of care where cancer was the main condition being treated. Expressing these figures as crude episode rates per year per million population, the rate for Wales is 22% higher than England for all episodes with a primary diagnosis of cancer, and 26% higher for the five cancer categories covered by this report.

Overall, inpatients with a primary diagnosis of any type of cancer stayed in hospital beds in England and Wales in 1999/2000 for 4,242,278 days. The cancers in this review accounted for 51% of these occupied beddays.

For the types of cancer reviewed, there were similarities in hospital treatment between England and Wales. In both countries, hospital episodes with a primary diagnosis of colo-rectal, breast, lung (including bronchus and trachea) and bladder cancer were the most common (each category having over 70,000 episodes per year in England and over 5000 in Wales). Hospital episodes for prostate and ovarian cancer were the next most frequent in both countries. (See chart A1 in Annex A)

A comparison was made for England and Wales hospital episodes and incidence of these cancers. This showed that in 1997, that for every new case, there were between three and ten episodes of care of existing cases. High numbers of hospital episodes will occur if the cancer treatment involves regular or frequent admission, especially if this is spread over many years. (See chart A2 in Annex A)

There was also some similarity between England and Wales in recent trends for hospital treatment of cancer. A year on year increase in hospital episodes was found for most cancers. The only exceptions to this pattern were the reducing numbers treated for cancer of the bladder and testis in Welsh hospitals. Fastest increases in the number of hospital episodes were seen for colorectal cancer (nearly doubled in Wales over four years, and up over 50% in England), also in breast and uterine cancer. Increases in treatment of prostate and lung cancer were greater in England, and cervical cancer in Wales over the last four years.

Greater use of daycase treatment was responsible for the increased workloads in England and Wales for the cancers in this review. The numbers of people being treated as inpatients hardly changed over the four-year span, although when elective and emergency inpatients were separated, emergency episodes with lung (including trachea and bronchus) cancer increased around 20% over this time. (See charts A3-A12)

Surgical procedures in England and Wales

Up to four surgical procedures are recorded for each hospital episode using the OPCS Classification of Surgical Operations and Procedures 4th revision (OPCS4). The analysis looked only at the first recorded procedure for patient episodes with a cancer diagnosis. (Therefore the analysis has not counted operations when they are recorded as a secondary procedure or when they occur with other main diagnoses.)

Preliminary analysis of England data for 1998/9 for each of the cancer categories found the following percentages of episodes where a least one surgical procedure was recorded:

Colorectal cancer	81%
Lung (including trachea and bronchus) cancer	53%
Breast cancer	70%
Gynaecological cancer	73%
Genito-urinary cancer	77%

This indicates that for the rest - 20-30% of episodes or 47% with lung cancer – the condition was not operable or surgery was not the desired treatment.

Looking just at the first or main operation recorded, a wide range of procedures was taking place for each of the above cancers. In other parts of the report, subsites within the main cancer categories were used. While providing more meaningful clinical information, this sub division of sites resulted, in some cases, in such small volumes as to create too many difficulties for comparison of procedures undertaken at trust level. The five categories have therefore been used (rather than the sub-categories) to create a list of the main relevant procedures.

To focus the analysis, a shorter list of procedures was required. There were several stages to this process. First, procedures relating to the specific diagnosis were included automatically, eg colectomy procedures in colorectal cancer. Procedures from relevant broader areas which contributed significant volumes were also included, eg cytotoxic therapy, blood transfusion, lymph node biopsy, paracentesis, removal of skin lesion, however, these will often not be recorded as the main operation and therefore may not feature in a list of main procedures carried out. Low volume and possibly incidental procedures on areas outside the specific cancer area were excluded, eg pin and plate for fractured neck of femur, syringing of wax from ears. Certain minor procedures such as intra-muscular and subcutaneous injections and venapuncture were excluded as they are so common as to be considered universal and only likely to confound the picture of major procedures.

Given the above inclusions and exclusions, a list of relevant procedures emerged that contains hundreds of codes. Our second stage reduced this to a simpler and more manageable list based on the highest volume procedures, ie those done on average at least 800 times a year nationally, or 100 times per region (see table below). Between six and twelve procedure codes in each cancer category account for around 90% of the episodes with surgical procedures recorded, apart from gynaecological cancers where this process covers only 76% of episodes with surgical procedures recorded on HES. Looking at all episodes, including those with no surgery, the high volume main procedure list includes 82% of episodes with gynaecological cancer and between 93-95% of the remaining categories.

High volume surgical procedures based on England 1998/9 HES data

Cancer diagnosis									
Colorectal		Lung, etc		Breast		Gynaecological		Genitourinary	
Code	Episodes	Code	Episodes	Code	Episodes	Code	Episodes	Code	Episodes
H06	1153	E49	9932	B27	11714	Q03	847	M02	2651
H07	4705	E51	1825	B28	15402	Q07	5795	M34	1215
H09	1264	E54	2343	B32	1557	Q18	925	M42	31345
H10	2276	E59	1619	X29	907	T46	1011	M45	21123
H15	1165	T12	1642	X33	1432	X33	2006	M47	2116
H22	3895	X29	1437	X35	48934	X35	17836	M49	15497
H25	3230	X33	1715					M61	987
H33	8744	X35	13973					M65	5816
H41	775							M70	3698
X29	1192							N06	1168

X33	1720							X33	3283
X35	78500							X35	7388
Sub-total	109619 (91.3%)	Sub-total	34486 (88.0%)	Sub-total	79946 (93.5%)	Sub-total	28420 (75.7%)	Sub-total	96287 (92.6%)
No surg	27891	No surg	34592	No surg	36194	No surg	14239	No surg	31152
Total	136510 (93.0%)	Total	69078 (93.6%)	Total	116140 (95.4%)	Total	42659 (82.4%)	Total	127439 (94.3%)

A final modification extended the list to specifically include more of the work done by a relatively small number of few trusts on lung cancer (main procedures that occurred at least 250 times in England per year), and for all cancers included only surgical removals and the main diagnostic procedures.

Selected common cancer procedures shown in the report are as follows:

Colorectal cancer procedures

- H06 Extended excision of right hemicolon
- H07 Other excision of right hemicolon
- H09 Excision of left hemicolon
- H10 Excision of sigmoid colon
- H22 Diagnostic endoscopic examination of colon
- H25 Diagnostic endoscopic examination of lower bowel using fibroptic sigmoidoscope
- H33 Excision of rectum

There were increases in diagnostic endoscopies for colorectal cancer (H22 up 39%/52% in England/Wales, and H25 up 47%/55% in England/Wales from 1996/7 to 1999/2000). This may reflect an increasing uptake of first line use of these procedures in preference to first line imaging. The number of colon excisions in Wales has fallen slightly over this period

Lung cancer procedures

- E48 Therapeutic fibroptic endoscopic operations on lower respiratory tract
- E49 Diagnostic fibroptic endoscopic examination of lower respiratory tract
- E50 Therapeutic endoscopic operations on lower respiratory tract using bronchoscope
- E51 Diagnostic endoscopic examination of lower respiratory tract using rigid bronchoscope
- E54 Excision of lung
- E63 Diagnostic endoscopic examination of mediastinum
- G45 Diagnostic fibroptic endoscopic examination of upper gastrointestinal tract

For patients with lung cancer there has been a gradual decline over the last three years in endoscopic operations in England (E48 and E50). In both countries there has been a marked decrease in diagnostic examination using a rigid bronchoscope (E51 down 30%), and in Wales the number of excisions of the lung has fallen (E54 down 28%).

Breast cancer procedures

- B27 Total excision of breast
- B28 Other excision of breast
- B32 Biopsy of breast

In England total and partial mastectomies have both gone up 16% with no change in the percentage of partial mastectomies (57% in England). This may be due to the establishment of more rapid diagnostic services giving rise earlier intervention. Over time this may plateau or reduce the 30% of episodes for which the data suggest non-operability or that surgery was not the desired treatment. In Wales a different pattern was seen with only small increases in breast excisions since 1996/7 and a lower proportion of these being breast-conserving surgery (49% in Wales in 1999/2000).

Gynaecological cancer procedures

- Q03 Biopsy of cervix uteri
- Q07 Abdominal excision of uterus
- Q18 Diagnostic endoscopic examination of uterus

There was a two-fold increase in diagnostic endoscopic examinations of the uterus (Q18 up 101% in England, 79% in Wales), although this procedure was not commonly carried out on patients with cancer. The trend over time may reflect the increasing use of hysteroscopy for all abnormal uterine bleeding.

Genitourinary cancer procedures

- M02 Total excision of kidney
- M34 Partial excision of bladder
- M42 Endoscopic extirpation of lesion of bladder
- M45 Diagnostic endoscopic examination of bladder
- M61 Open excision of prostate
- M65 Endoscopic resection of outlet of male bladder
- N06 Other excision of testis

There was a shift from endoscopic to open prostate operations in England (M65 down 24% and M61 up 81%). In Wales endoscopic prostate operations and excisions of the testis went down (M65 down 29%, N06 down 38%).

Otherwise over the four years in England and Wales changes in the frequency of these surgical procedures for the specified cancer category remained within 10% of the baseline year.

Waiting time for inpatient or daycase treatment (time on waiting list) in England and Wales

The number of weeks patients waited before getting daycase and inpatient treatment was somewhat more varied. Longest average waits were for bladder cancer (10 weeks and prostate cancer (5-6 weeks), whilst shortest average times were for testicular cancer (10 days). For the rest of the cancers reviewed here, patients waited on average 2-3¹ weeks

in England, and 2-4 weeks in Wales. During the four years reviewed, the average wait for daycase or inpatient treatment of breast cancer moved within two-weeks in England. (The average wait in Wales was about one month.) Over the four years, there were small but steady decreases in average waiting time for most cancers (except testis and kidney cancer which were already comparatively low) in England. Average waiting times were more variable in Wales and less easy to interpret. Increases were seen for colorectal, breast and kidney cancer, whereas the waiting time in Wales had reduced for cancer of the uterus. This is an area which may need further investigation with local more detailed data. (See charts A13 A20)

Median waiting times provide a less sensitive measure, but even with these we can see some quite marked decreases in waiting experience in England. The reduced wait occurred for most cancers and most markedly in the first year reported here. Of particular note were median waits falling for breast cancer from twelve to seven days, cervix falling from thirteen to seven, and prostate from 25 to 17 days. In Wales no marked reductions were seen in the median waiting experience (although it fell by 1-2 days for cancer of the cervix and uterus). Over this period median waiting time increased in Wales for cancer of the kidney and bladder. This may also suggest further examination with detailed data in Wales.

Waiting times for elective treatment varied according to whether patients are treated as an inpatient or a daycase. Median waiting times in England for daycase treatment have fallen to one week or less for all cancers reviewed here (apart from bladder cancer). Median wait for elective inpatient treatment in England is longer at 1-2 weeks (apart from a wait of nearly four weeks for prostate cancer and five for bladder cancer). In Wales, both mean and median waiting times for daycase treatment have tended to increase over this period. For inpatient care in Wales, however, median waits remained largely unchanged (within 2 weeks), and although against a background of some increases, inpatient average waiting times have reduced for cancer of the prostate, testis and bladder. Longer waits for bladder cancer may be appropriate because of the relatively slow clinical course of the disease and staging of treatment. The longer wait for prostate cancer is less easily explained.

The waiting time for Wales may need further investigation.

Length of hospital stay (spell duration) in England and Wales

When both elective and emergency activity is combined, the length of the hospital stay varied little over four years for any particular cancer site, and the mean and median spell durations were very similar in absolute terms between England and Wales. Changes – or lack of change – in length of hospital stay must be viewed in the context of the increasing proportion of elective work carried out as daycases – by 1999/2000 it was over 50% for colo-rectal, lung, breast, cervix (Wales only), ovary, prostate and bladder cancer. (See charts A21-A24)

Small changes in mean and median lengths of hospital stay were seen for elective inpatient work. In England, there were decreasing spell durations for patients with

cancer of the cervix and uterus, this could reflect increases in work up prior to admission. In Wales small increases in stay were seen for patients with colo-rectal and ovarian cancer, although this could be the result of short stay episodes moving to daycase treatment, causing the inpatient average length of stay to increase. On average, elective inpatients with the cancers included in this review stay between 4 and 11 days, whether they are in England and Wales, and median stay lengths are from 2-8 days.

Emergency inpatients spend much longer in hospital. With the exception of cancer of the testis with a low average stay, patients are in hospital for an average of 12-18 days, with the median experience being stays of 7-14 days.

In-hospital deaths in England and Wales after specified surgical procedures

Deaths during a hospital stay are recorded on episode databases. To provide useful indicators we have looked only at those occurring after one of the common main procedures (excluding examinations and biopsies).

In England and Wales in 1999/2000 there were 1538 deaths during episodes with a main diagnosis of cancer and one of 17 common cancer procedures given as the main operation. These were most numerous for colorectal surgery (H06, H07, H09, H10, H33), and were also occurring in excess of 50 after surgery on the bladder (M34 and M42), kidney (M02), lung (E54) and uterus (Q07). This may be a reasonable reflection of mortality in ill high risk patients.

Number of deaths occurring with common procedures. England & Wales 1999/2000

Procedure	Number of deaths
H06 Extended excision of right hemicolon	99
H07 Other excision of right hemicolon	319
H09 Excision of left hemicolon	69
H10 Escision of sigmoid colon	121
H33 Excision of rectum	448
E48 Therapeutic fibreoptic endoscopic operations on lower respiratory tract	26
E50 Therapeutic endoscopic operations on lower respiratory tract using bronchoscope	17
E54 Excision of lung	81
B27 Total excision of breast	18
B28 Other excision of breast	4
Q07 Abdominal excision of uterus	54
M02 Total excision of kidney	72
M34 Partial excision of bladder	53
M42 Endoscopic extirpation of lesion of bladder	122
M61 Open excision of prostate	3
M65 Endoscopic resection of outlet of male bladder	32
N06 Other excision of testis	-
Total for specified procedures and cancer diagnoses	1538

Findings at trust level

Topics examined at national level – hospital inpatient and daycase activity, surgical procedures, waiting times, duration of hospital stay and deaths in hospital – are now presented in a number of tables showing activity and performance in hospital trusts across England and Wales over the period 1996/7 to 1999/2000. A brief commentary is provided of some of the key features in the data.

Organisational changes occurring during this time have involved trusts splitting and merging, making it difficult to separate the work of acute and community trusts. As a result, this analysis includes all trusts that admitted patients with the cancer conditions of interest. Trusts therefore have not been excluded because they are not expected to treat patients with these conditions, or because they only admit low volumes of patients.

Inpatient and daycase activity in trusts

The striking features about these data are how many trusts are admitting patients with a principle diagnosis of the specific cancers in this review, and how difficult it is to identify centres specialising in treating cancer. In England the data show episodes with these cancers in over 200 trusts, and up to 15 trusts in Wales. For many trusts, however, the volume of work is low, for example at least half have one or less episodes a week on average of each of the following cancers: cervix, uterus and ovary. A very small number of trusts in England - sometimes only one or two - have volumes that far exceed the others.

From this data it is not easy to identify trusts that specialise in these cancers, although it can be seen that the degree of specialisation varies according to the type of cancer concerned. The interpretation of these data depends on the care being given, and, if there is a consensus view on minimum workloads, if this can be applied. In England and Wales around 30% of the trusts have fewer than 50 episodes with a primary diagnosis of breast cancer in the latest year and 63% have fewer than 100. This leaves 102 trusts with workloads of over 100 episodes of breast cancer. Because we do not know about the skill level or workforce, the nature of this analysis is relatively superficial.

See charts A25-A48 in Annex A, and tables B2-B5 and B13 in Annex B.

Surgical procedures in trusts

We looked at the volume of work within each cancer category for the main surgical procedures. The choice of procedures has already been described and includes the most commonly performed excisions/ extirpations (surgical removal), and examinations or biopsies. It should be noted that all analysis is based on the procedure recorded first on the patients' records. (See charts A98-A151 and tables B14-B38).

Patterns in trusts in the year 1999/2000 were similar between England and Wales, with the minimum and maximum number of a particular procedure in a trust varying a little

between the two countries. There was little evidence of specialisation, although this could be seen to some extent for colorectal, bladder and breast cancer in England.

Starting with colorectal cancer, most trusts (over 180 in England) were treating patients surgically. Excision of the rectum (H33) was the most frequently performed procedure, with most trusts carrying out between 20 and 130 a year. However, many of the colorectal operations were done quite infrequently in individual trusts. Some of the procedures were done less than 10 times a year in an average trust, for example, Extended excision of right hemicolon (H06), and Excision of left hemicolon (H09). It should be noted that the majority of these examinations (H22 and H25) carried out in trusts are not included in this analysis as they did not occur with a diagnosis of colorectal cancer.

Variation may be due to natural variations in prevalence, and the fact that the anatomical segmentation of procedure codes gives rise to small numbers. However, where small numbers appear they should be reviewed in the light of other procedures done at trusts. As already mentioned quality and volume issues are difficult to address without knowing staff levels and skill mix. (See charts A98-A111 and tables B14-B18)

Within trusts there is evidence of specialisation for the treatment of lung cancer. While many trusts are carrying out fiberoptic endoscopic examinations of the lower respiratory tract (E49), rather fewer are using rigid bronchoscopes (E51). Similarly fewer trusts were operating using rigid bronchoscopes (E50) compared to fiberoptic endoscopes (E48) reflecting a trend away from this type of instrument. Fewer than 40 trusts in England and Wales were carrying out Excision of the lung (E54). In England the median volume of this last procedure (E54) is more than one a week, whereas in Wales the volume is lower. The England data presumably reflect the existence cardiothoracic units. Activity in Welsh trusts for some of the lung procedures shown is quite low compared to England. For example trusts were carrying out 5 or fewer endoscopic operations (E48, E50) a year. To put this work in perspective, significant proportions of the procedures described above are carried out on patients with lung cancer. (See charts A112-A125 and tables B19-B23)

Breast cancer is treated surgically in many trusts in England (188) and Wales (12), where surgeons carry out total mastectomies (B27) and breast-conserving surgery (B28). Relatively small numbers of patients are admitted for biopsies (B32) as these are usually done during an outpatient visit. Around a quarter of trusts (more in Wales) carrying out total and partial mastectomies do fewer than 100 per year. This implies caseloads falling below the 100 new cases per year recommended for a multidisciplinary team by the Clinical Outcomes Group (COG). A second factor of interest is the percentage of surgery that is breast-conserving. This varies between 35%-62% in Welsh trusts, and a much greater variation in English trusts 21%-85%. The wide variation in England has no obvious explanation, but will be a reflection of local treatment decisions and the stage of the illness on diagnosis and admission. (See charts A126-A131 and tables B24-B28)

For gynaecological cancers only three procedures are prominent – biopsy of the cervix (Q03), endoscopic examination of the uterus (Q18) and hysterectomy or abdominal excision of uterus (Q07). Of the three, hysterectomies are carried out most frequently by

trusts on cancer patients, with a median of 25 in England and Wales. Although numbers are not high for these procedures in relation to cancer treatment, they are frequently performed on patients with other conditions. (See charts A132-A137 and tables B29-B33)

Seven main procedures were examined for patients admitted with genitourinary cancers. Of the ones that are largely carried out on cancer patients, some are done quite infrequently, eg Open excision of prostate (M61), Open excision of testis (N06), and Total excision of bladder (M34) all with median frequency in England and Wales of no more than 10 episodes per year. The numbers of episodes treated in a trust was lower in Wales compared to England in 1999/2000, for endoscopic bladder operations (M42), endoscopic resection of the prostate (M65) and excision of the testis (N06). (See charts A138-A141 and tables B34-B38)

Waiting times for treatment in trusts

A summary table of performance comparing 1996/7 with 1999/2000 (see table below), showed little improvement in the 50 and 75 percentile mean waiting times for trusts in England and Wales. While performance improved for some of the longer waits (patients with cancer of the prostate and cervix), there were other areas where performance had deteriorated (cancer of colon, rectum and kidney). Care is needed in interpreting the percentile analysis for Wales, as it is only based on around 20-25 trusts.

Change in waiting times from 1996/7 to 1999/2000 (days)								
	Median (50'th percentile)				75'th percentile			
	England		Wales		England		Wales	
	96/97	99/00	96/97	99/00	96/97	99/00	96/97	99/00
Malignant neoplasm of colon	17	18	17	20	25	28	23	25
Malignant neoplasm of rectum, etc	18	20	17	20	23	26	24	24
Malignant neoplasm of lung, etc	8	8	10	13	13	13	17	18
Malignant neoplasm of breast	14	14	14	16	18	18	19	25
Malignant neoplasm of cervix uteri	18	17	18	16	25	23	27	24
Malignant neoplasm of corpus uteri	19	20	20	19	26	26	22	24
Malignant neoplasm of ovary	15	15	16	18	20	20	20	21
Malignant neoplasm of prostate	39	38	29	32	56	51	50	43
Malignant neoplasm of testis	8	8	9	9	12	13	14	14
Malignant neoplasm of kidney, etc	19	21	14	23	29	30	20	32
Malignant neoplasm of bladder	74	68	60	65	95	87	76	89

Colon cancer – although at national level small decreases were seen in mean waiting time in England, these are not borne out in the percentile performance table. In the latest year most trusts (75% in England and 85% in Wales) admitted patients within 4 weeks from the waiting list. The following had average waiting times of over 8 weeks; Lewisham, Sandwell, Royal Wolverhampton, Trafford, Bro Morgannwg. It is

reassuring to see that high volume trusts are associated on the whole with shorter waiting times. (See chart A50)

Elective patients with cancer of the rectum admitted to 50% of trusts had an average wait of nearly three weeks. This median performance has worsened over recent years. Most trusts had mean waiting times of less than six weeks.

For breast cancer only 46% of trusts in England and 36% in Wales had an average less than 14 days (with the figures for within 21 days being 86% and 71 % respectively).

While most of the other cancer categories had mean waiting times within a month or so, the pattern was quite different for prostate cancer and bladder cancer, when most trusts had mean waiting times within 10 weeks and 4 months respectively. For bladder cancer, this presumably reflects the time lag between planned treatments.

To put these figures in perspective, for all other types of cancer, most trusts have mean waiting times of up to 6 weeks.

See charts A49-A73, and tables B6-B8 and B13.

Length of hospital stay in trusts

There is a marked difference between lengths of stay depending on whether an episode is planned or emergency. The majority of trusts had mean elective spell durations of 10-15 days (apart from shorter stays for testicular and longer stays for lung cancer). Emergency spells were often 10 days longer on average. This is probably quite normal due to investigation time and patients being more ill.

For all cancers there is a very wide range in lengths of stay, but trusts in the tails of the distribution will often be those with only a few cases disproportionately influencing the average. Trusts treating many patients that find themselves in the tails of the distribution will need to investigate the reasons for this and review their performance.

Average lengths of stay for elective episodes with lung cancer contains ten trusts with mean spell duration of a month or more. Elsewhere average spells of over 30 days are comparatively rare.

A similar pattern occurred for emergency episodes, and for median spell durations.

See charts A74-A97 and tables B9-B13.

In-hospital deaths in trusts

As already noted, some procedures are more commonly associated with in-hospital deaths than others, with the result that large numbers of deaths may only indicate trusts

that specialise in these areas of work. Risk adjustment is not part of this analysis, therefore no further comment can be made.

Trusts are listed by the number of episodes ending in death or survival for 17 common procedures within the five cancer categories in tables B39-B76.

SUMMARY AND DISCUSSION OF FINDINGS

Secondary care in England and Wales trusts has been examined over a four year period for patients with a primary diagnosis of colorectal, lung, breast, gynaecological and genitourinary cancer. The results are shown at national level and also provide inter-provider comparisons, using a number of indicators of activity and performance.

The cancer categories in the analysis cover just over half the total episodes of hospital inpatient and daycase care, and half the occupied beddays for patients with a primary diagnosis of any cancer. There were similarities in the relative volumes of patients in England and Wales.

The analysis shows changes in secondary care of patients with the specified cancer diagnoses over the period 1996/7 to 1999/2000. Year on year increases in hospital episodes were largely accounted for by increases in daycases, which now represent over 50% of episodes of care for most of the cancers examined here. Greatest year on year increases were seen for colorectal cancer followed by breast and uterine cancer.

Cancer care is spread across many trusts in England and Wales (apart from lung cancer which is only treated in around a quarter of the providers). This means that caseloads were small for many trusts, and even at the high end specialist centres could not readily be identified from the data. Nearly two thirds of the trusts treating patients with breast cancer have fewer than 100 episodes and 30% have fewer than 50 in the latest year. These findings suggest that in the case of breast cancer treatment volume may fall below recommendations by the Clinical Outcomes Group (COG).

In the cancer categories examined, 70-80% of episodes included a surgical procedure, apart from lung cancer where only half had a procedure recorded. Most of the surgery in each cancer category was accounted for by a handful of procedures. Individual trusts in England and Wales had similar volumes of work for the main procedures associated with cancer. Changes are occurring however in the pattern of use of different types of surgery which may require further investigation. Some procedures have occurred more frequently, such as specific diagnostic endoscopies, while others are being used less. There has been a 50% increase in the use of diagnostic endoscopic examination for patients with colorectal cancer. Decreases have been noted in the use of endoscopic resection of the prostate. There has been little change in the proportion of breast-conserving surgery for breast cancer which remains lower in Wales compared to England.

The average number of weeks spent on a waiting list for admission varied by cancer category – longest for bladder cancer, shortest for testicular cancer, with the rest around

2-3 weeks in England and 2-4 weeks in Wales. In England there have been steady decreases in average waiting time since 1995, which are less marked when median waiting time is examined. The shortest waiting times in England occur for daycase rather than inpatient treatment. In Wales average waiting time is more variable and in some cases has increased.

For inpatients, there has been little change in average length of stay.

1538 patients with the cancers covered here die in hospital after common cancer surgery, with most deaths occurring among patients with colorectal cancer.

Although there may be questions about the speed of change, there is evidence of improved access to cancer care that is increasingly being provided without an overnight stay and, in England, with reducing mean waiting times. Workloads for these cancers are increasing, and the increase is mainly due to planned episodes. The only increase in emergency admissions for these cancers was found for lung cancer.

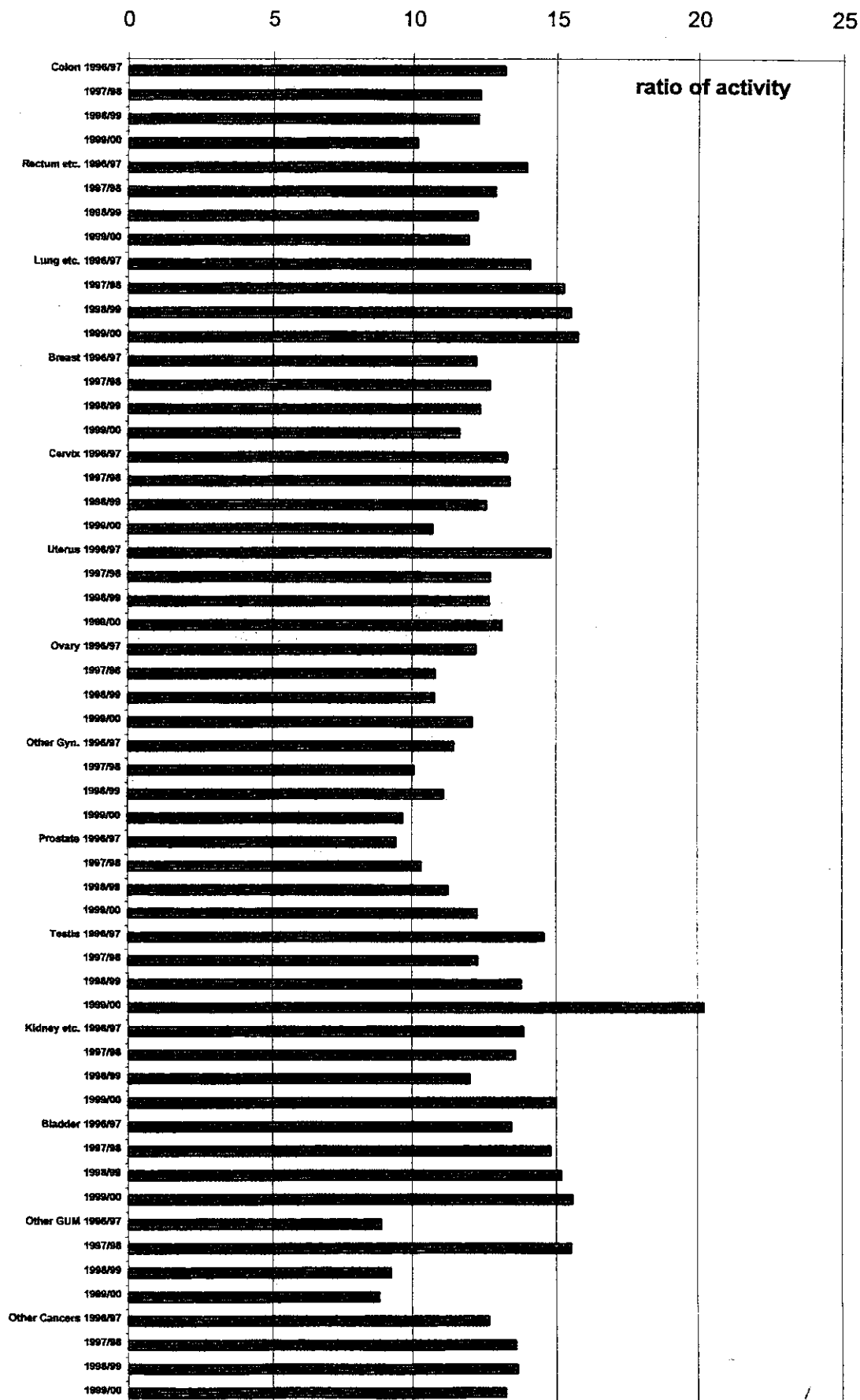
Where the data allow, comparison against existing evidence regarding the appropriate treatment of cancer has been made. The report overall has attempted to make best use of routinely collected data to create relevant measures for the analysis of patients with cancer.

ANNEX A CHARTS

This annex contains charts referred to in the text. The tables providing data for the charts are indicated in parentheses.


	pages
<i>National level</i>	
England & Wales activity ratios 1996/7 – 1999/2000	A1
England & Wales episode to incidence ratios 1997	A2
England episodes 1996/7 – 1999/2000	A3-A7
Wales episodes 1996/7 – 1999/2000	A8-A12
England waiting times 1996/7 – 1999/2000	A13-A16
Wales waiting times 1996/7 – 1999/2000	A17-A20
England spell durations 1996/7 – 1999/2000	A21-A22
Wales spell durations 1996/7 – 1999/2000	A23-A24
<i>Trust level</i>	
England trusts episodes 1999/2000 (B2-B5)	A25-A35
Wales trusts episodes 1999/2000 (sorted by mean waiting time) (B13i)	A36-A46
Examples of two trusts' activity in Wales 1996/7 – 1999/2000	A47-A48
England trusts waiting times 1999/2000 (B6-B8)	A49-A61
Wales trusts waiting times 1999/2000 (B13ii)	A62-A73
England trusts spell durations 1999/2000 (B9-B12)	A74-A86
Wales trusts spell durations 1999/2000 (B13iii)	A87-A97
Colorectal cancer – selected procedures in England & Wales trusts (B14-B18)	A98-A111
Lung cancer – selected procedures in England & Wales trusts (B15-B23)	A112-A125
Breast cancer – selected procedures in England & Wales trusts (B24-B28)	A126-A131
Gynaecological cancer – selected procedures in England & Wales trusts (B29-B33)	A132-A137
Genitourinary cancer – selected procedures in England & Wales trusts (B34-B38)	A138-A151

Comparison of workload, England to Wales
ratio of episodes
Sources: HES, PEDW 1996/7-1999/2000



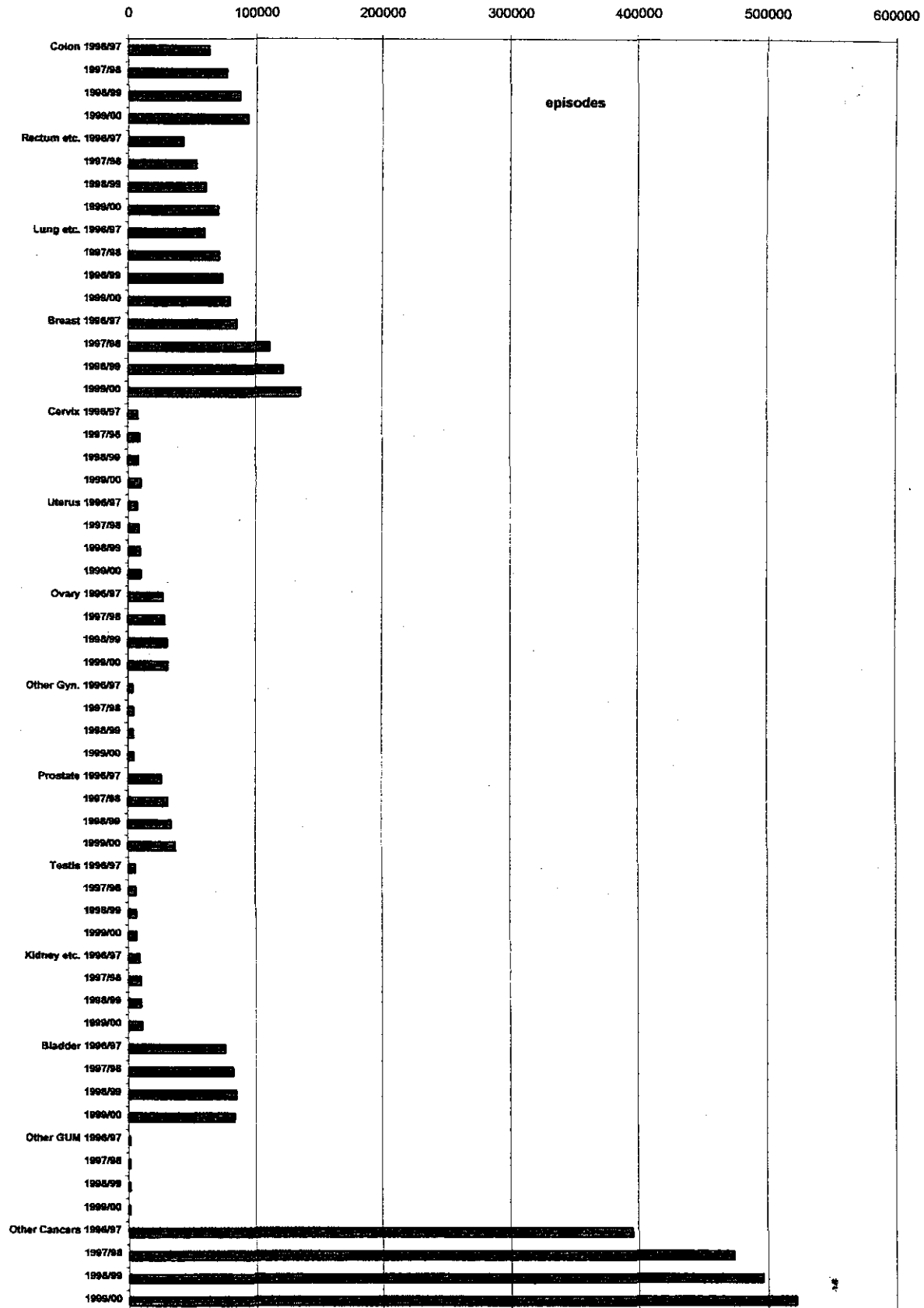
**Ratio of episodes in 1999/2000 to incidence of
cancer in mid 1997 (England + Wales)**

Source: HES, PEDW 1999/2000



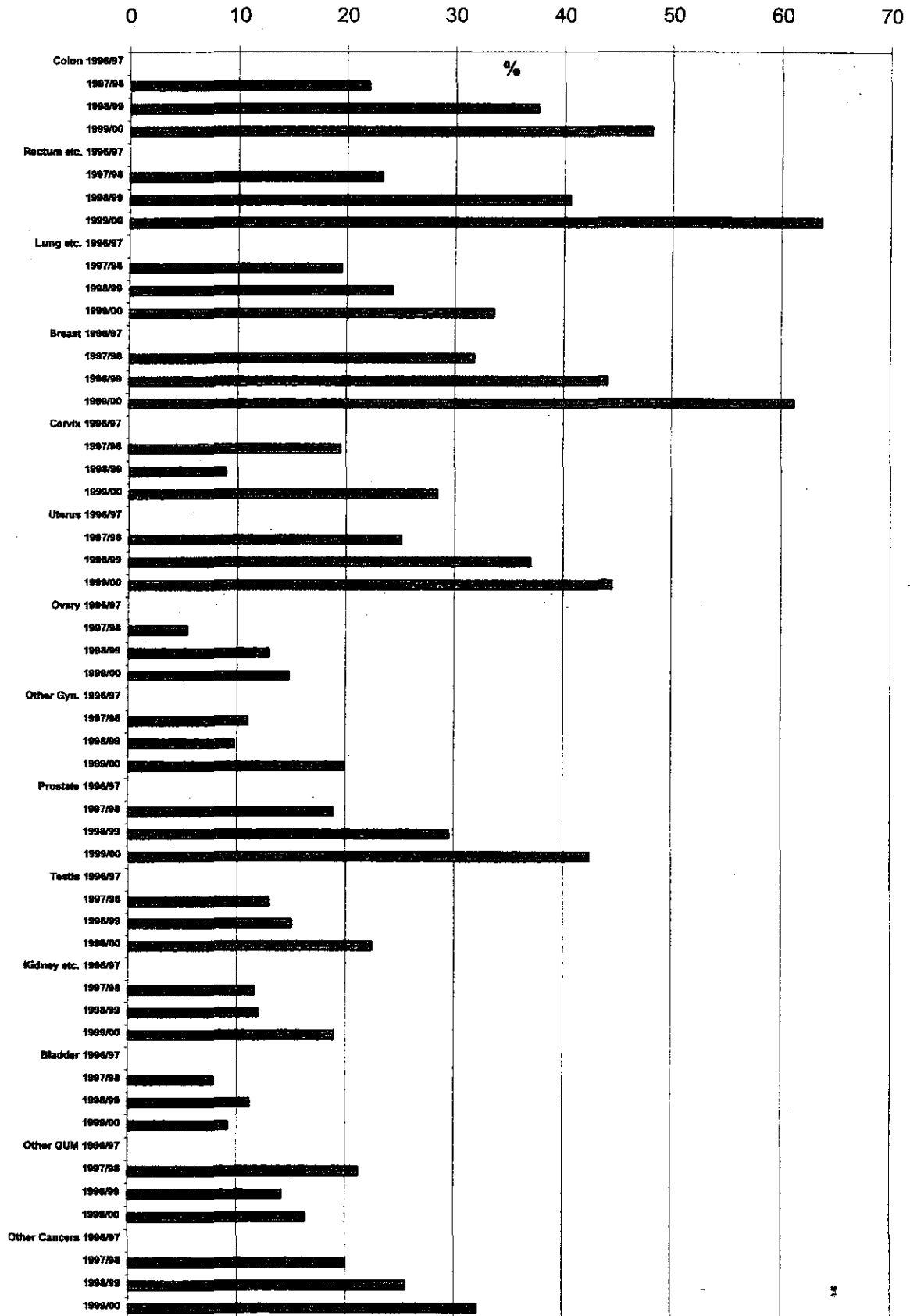
Episodes in England by year within cancer category

Source: HES 1996/7-1999/2000




**% increase in episodes in England over 1996/7
baseline year**

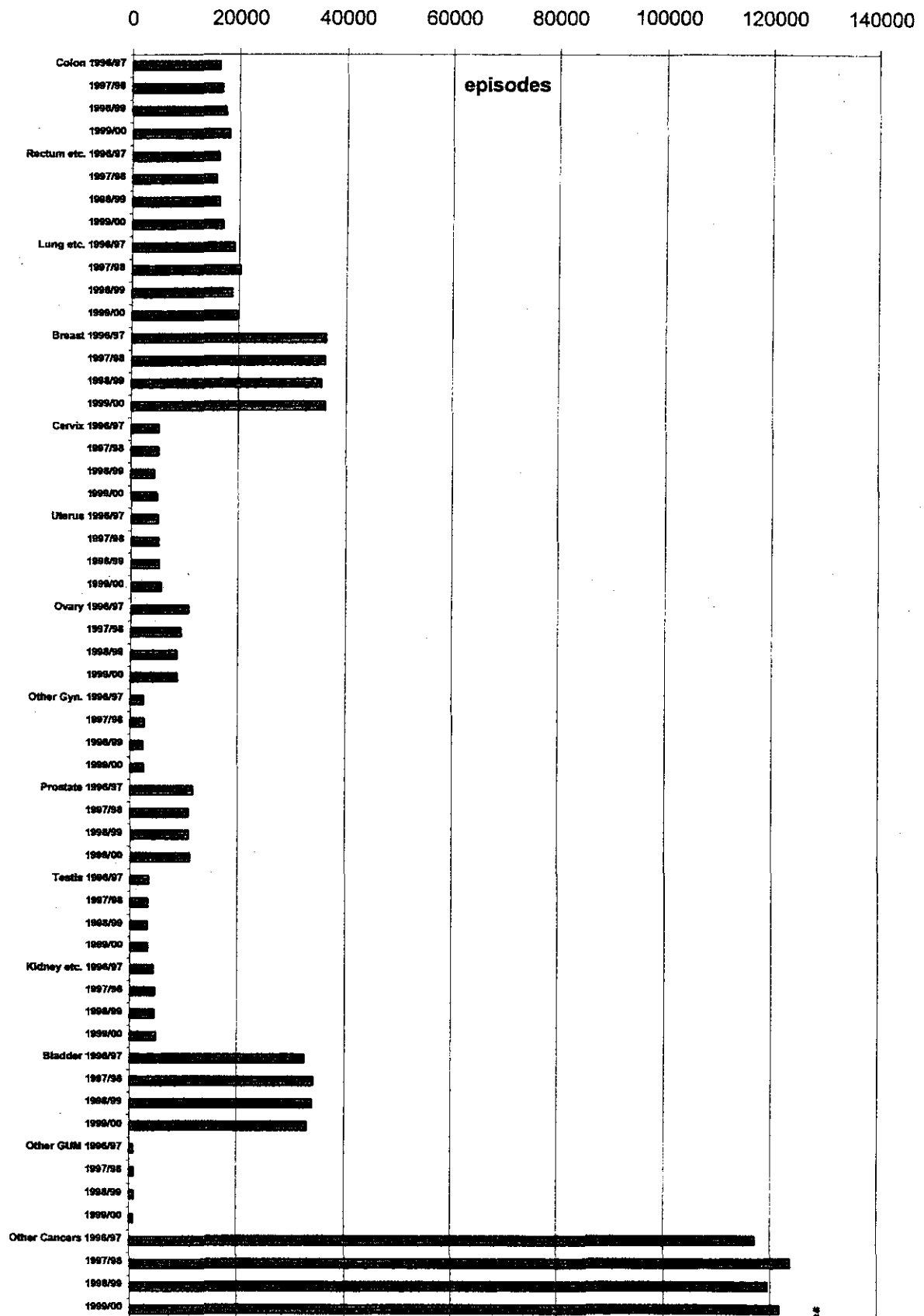
Source: HES 1996/7-1999/2000



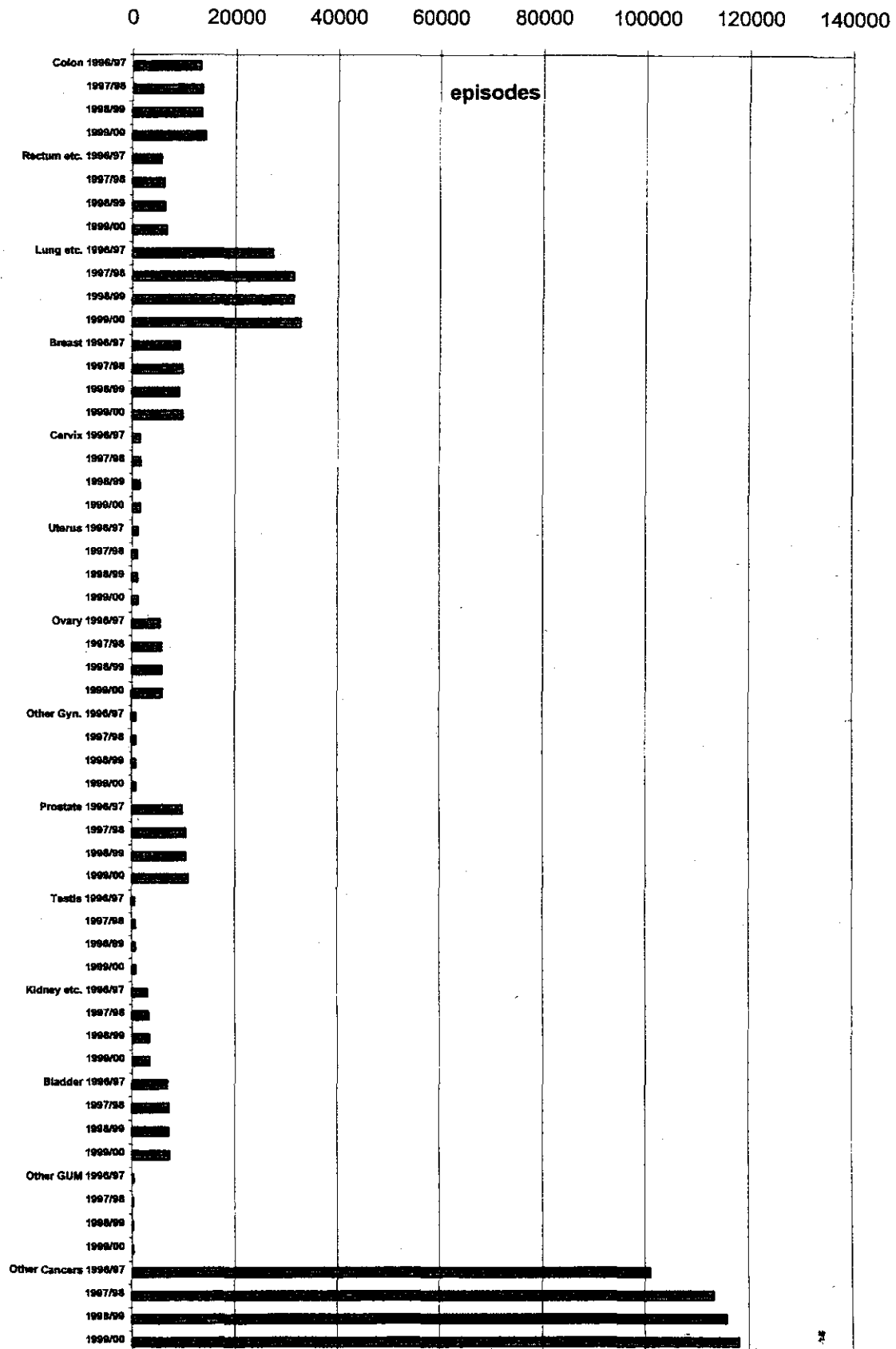
England - Daycases as % of all elective work
Source: HES 1996/7-1999/2000




England Elective Inpatients
Source: HES 1996/7-1999/2000



England Non Elective Inpatients
Source: HES 1996/7-1999/2000




**Episodes in Wales by year within cancer
category**
**Comment: year on year increases are greatest
for colorectal and breast cancer**
Source: PEDW 1996/7-1999/2000




**% increase in episodes in Wales over 1996/7
baseline year**

Source: PEDW 1996/7-1999/2000


-40 -20 0 20 40 60 80 100



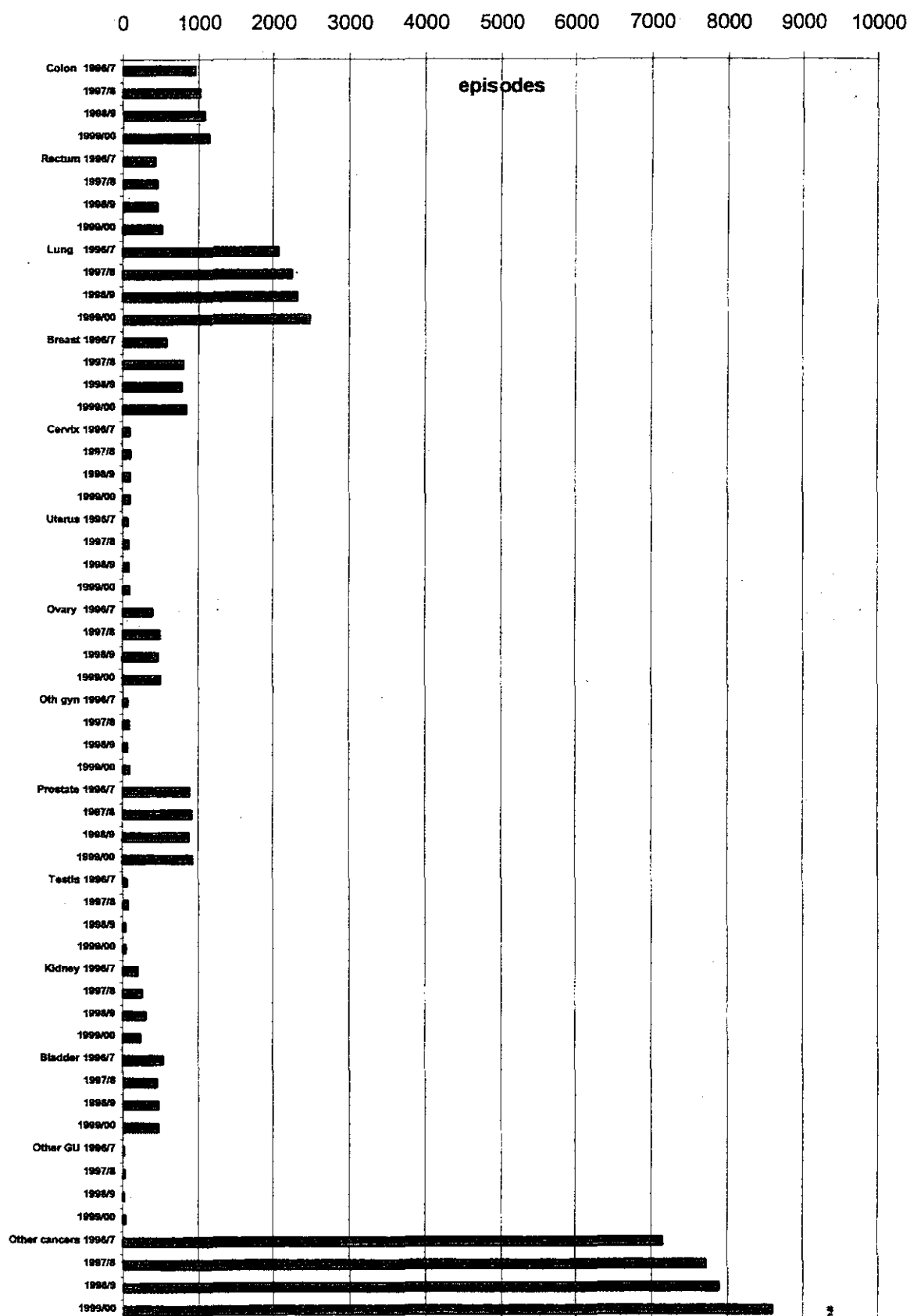
Wales - Daycases as % of all elective work
Source: PEDW 1996/7-1999/2000



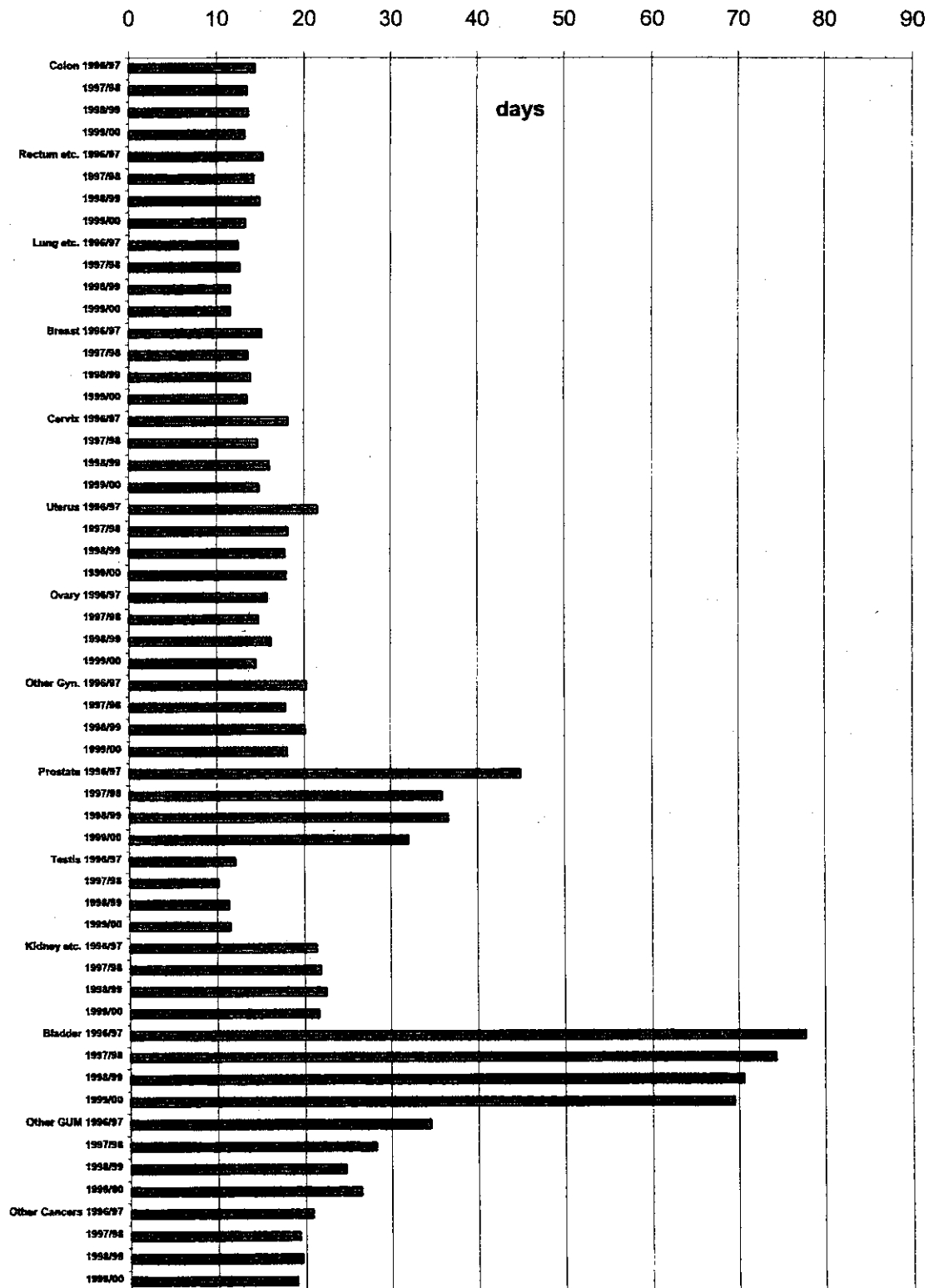
Wales Elective Inpatients
Source: PEDW 1996/7-1999/2000



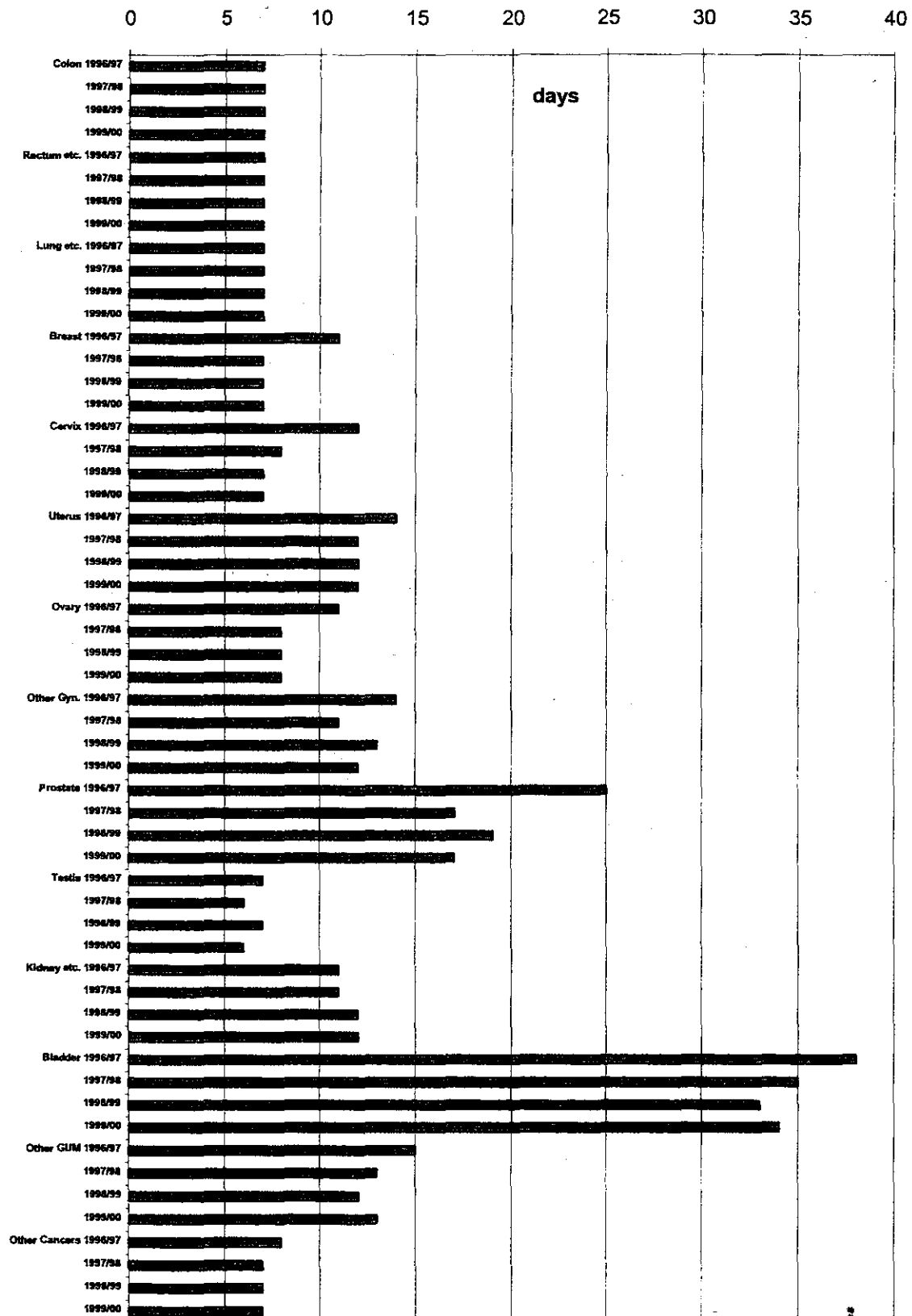
Wales Non-elective Inpatients
Source: PEDW 1996/7-1999/2000



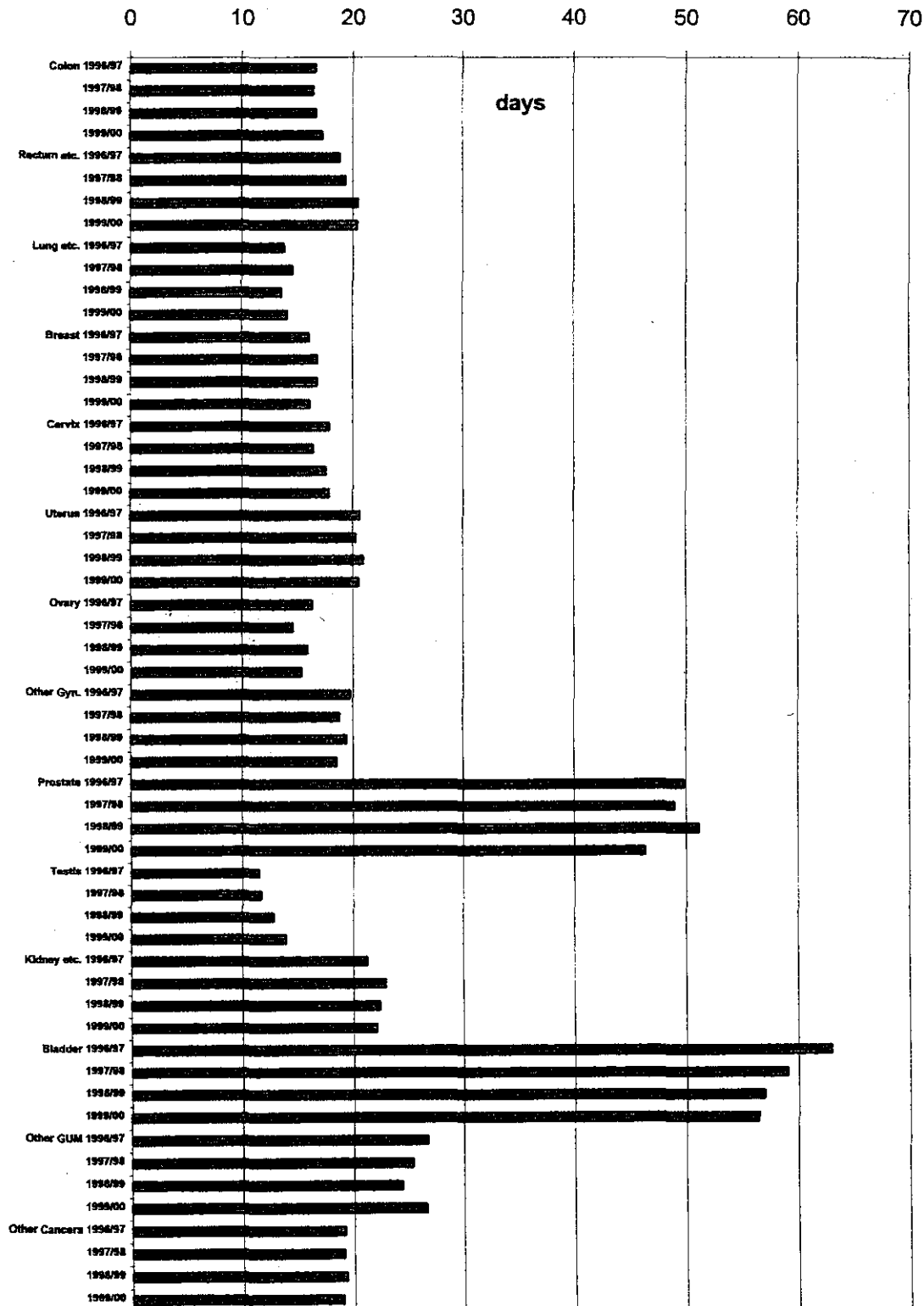
**England Mean Waiting Times in Days for
Elective Surgery - Inpatient & Daycase
Source: HES 1996/7-1999/2000**



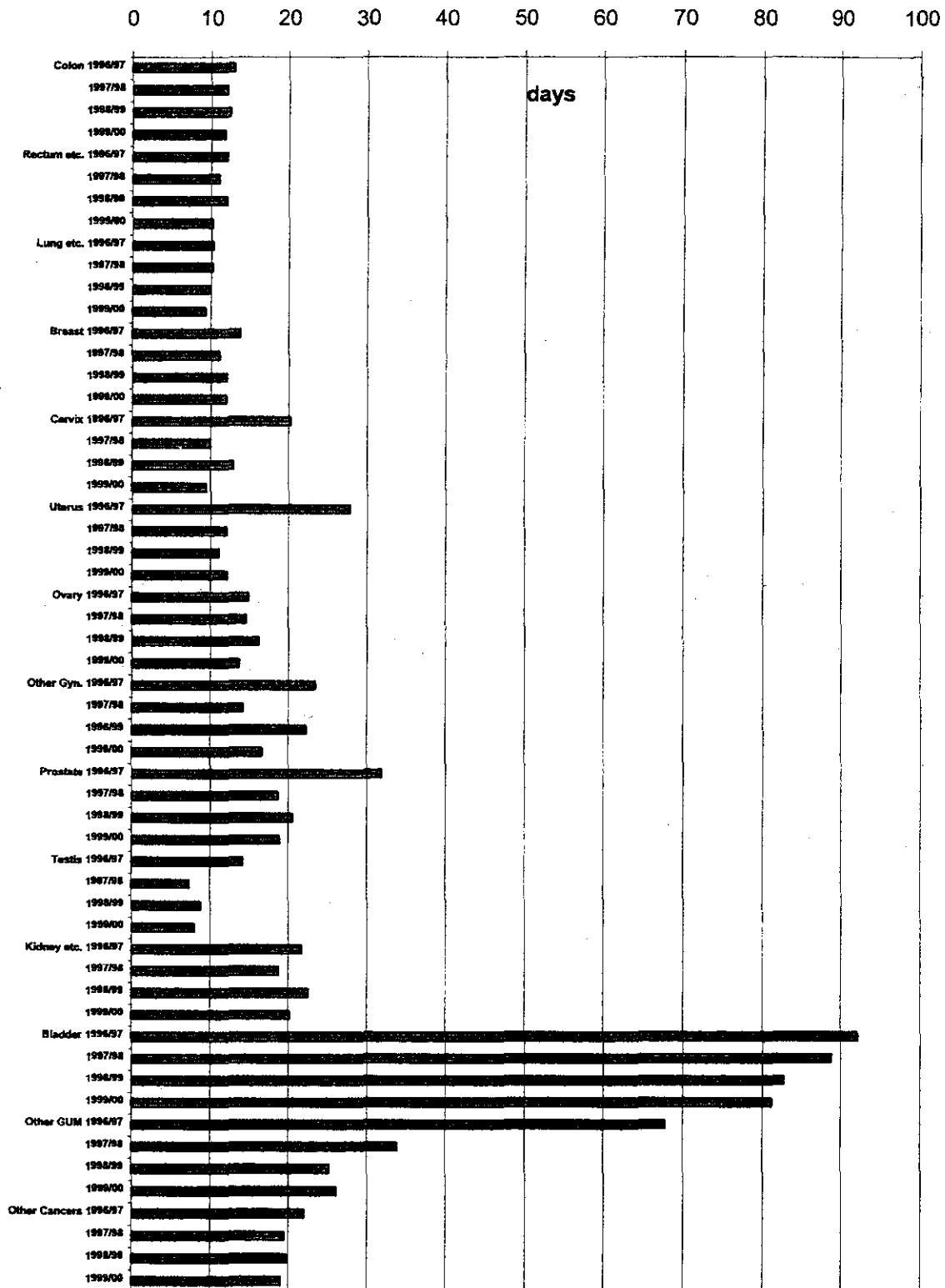
**England Median Waiting Times in Days for
Elective Surgery - Inpatient & Daycase
Source: HES 1996/7-1999/2000**



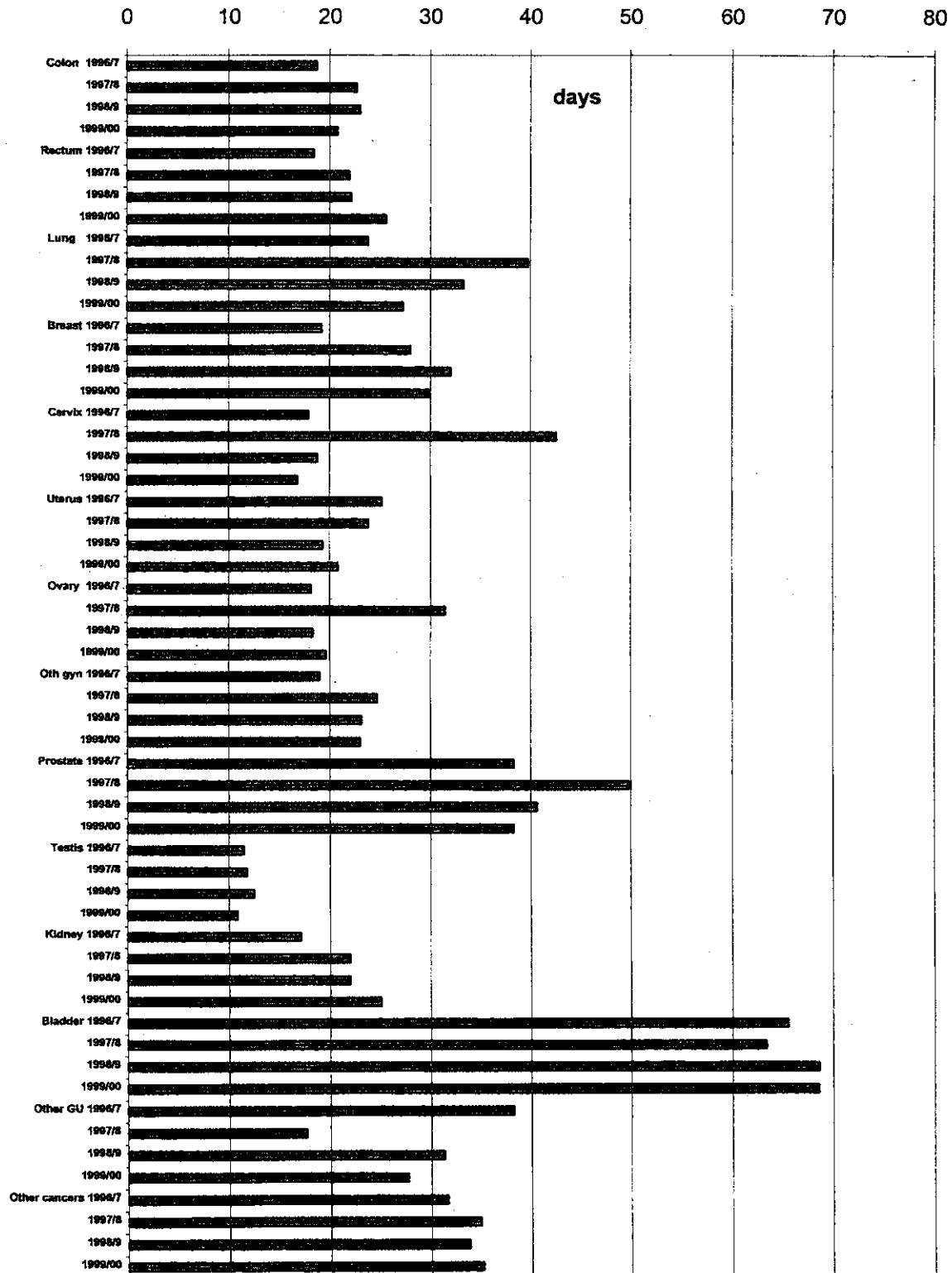
**England Mean Waiting Times in Days for
Elective Surgery - Inpatient Only
Source: HES 1996/7-1999/2000**




**England Mean Waiting Times in Days for
Elective Surgery - Daycases Only
Source: HES 1996/7-1999/2000**



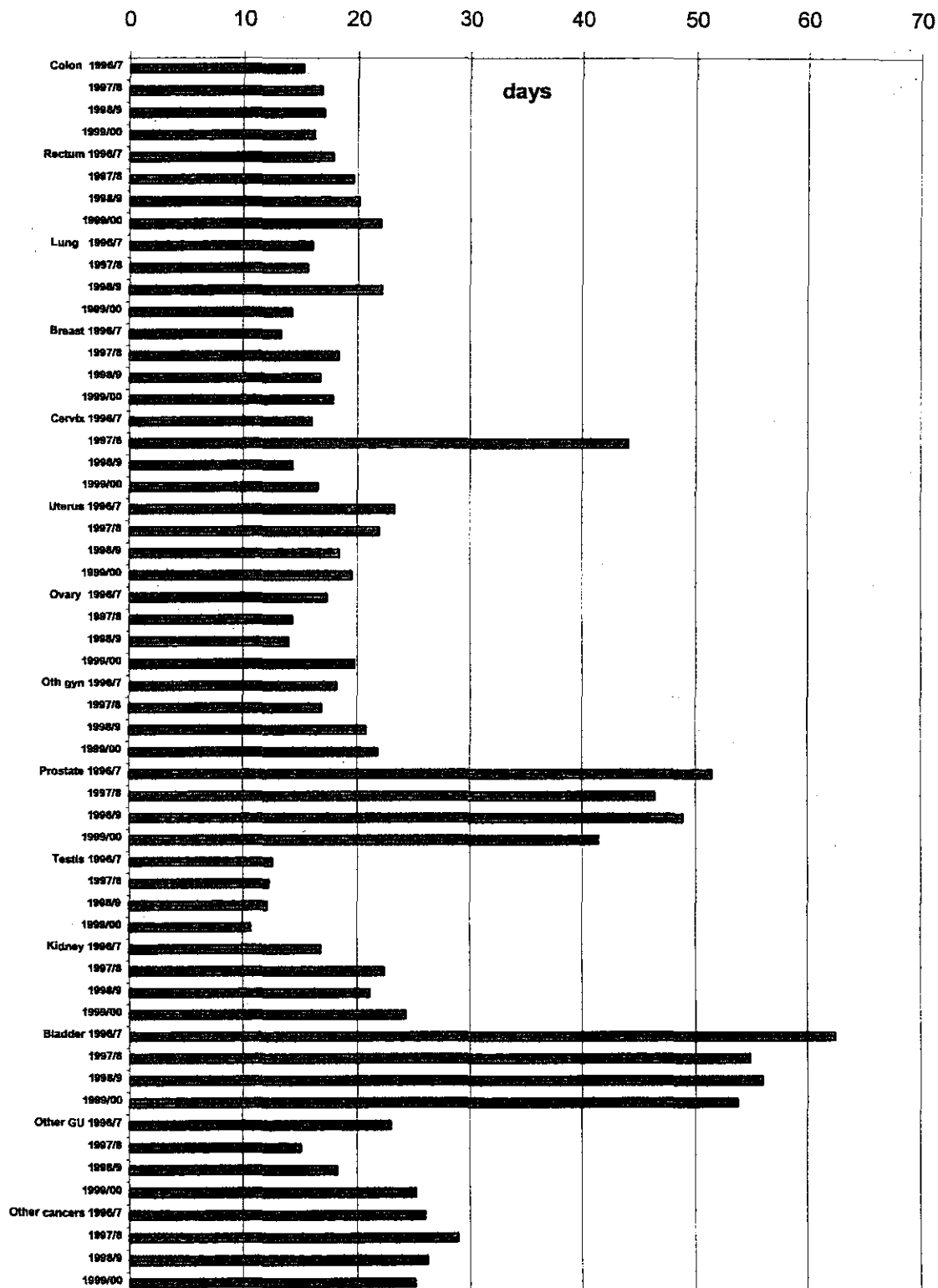
**Wales Mean Waiting Times in Days for Elective
Surgery - Inpatient & Daycase
Source: PEDW 1996/7-1999/2000**




**Wales Median Waiting Times in Days for
Elective Surgery - Inpatient & Daycase
Source: PEDW 1996/7-1999/2000**



**Wales Mean Waiting Times in Days for Elective
Surgery - Inpatient Only**
Source: PEDW 1996/7-1999/2000

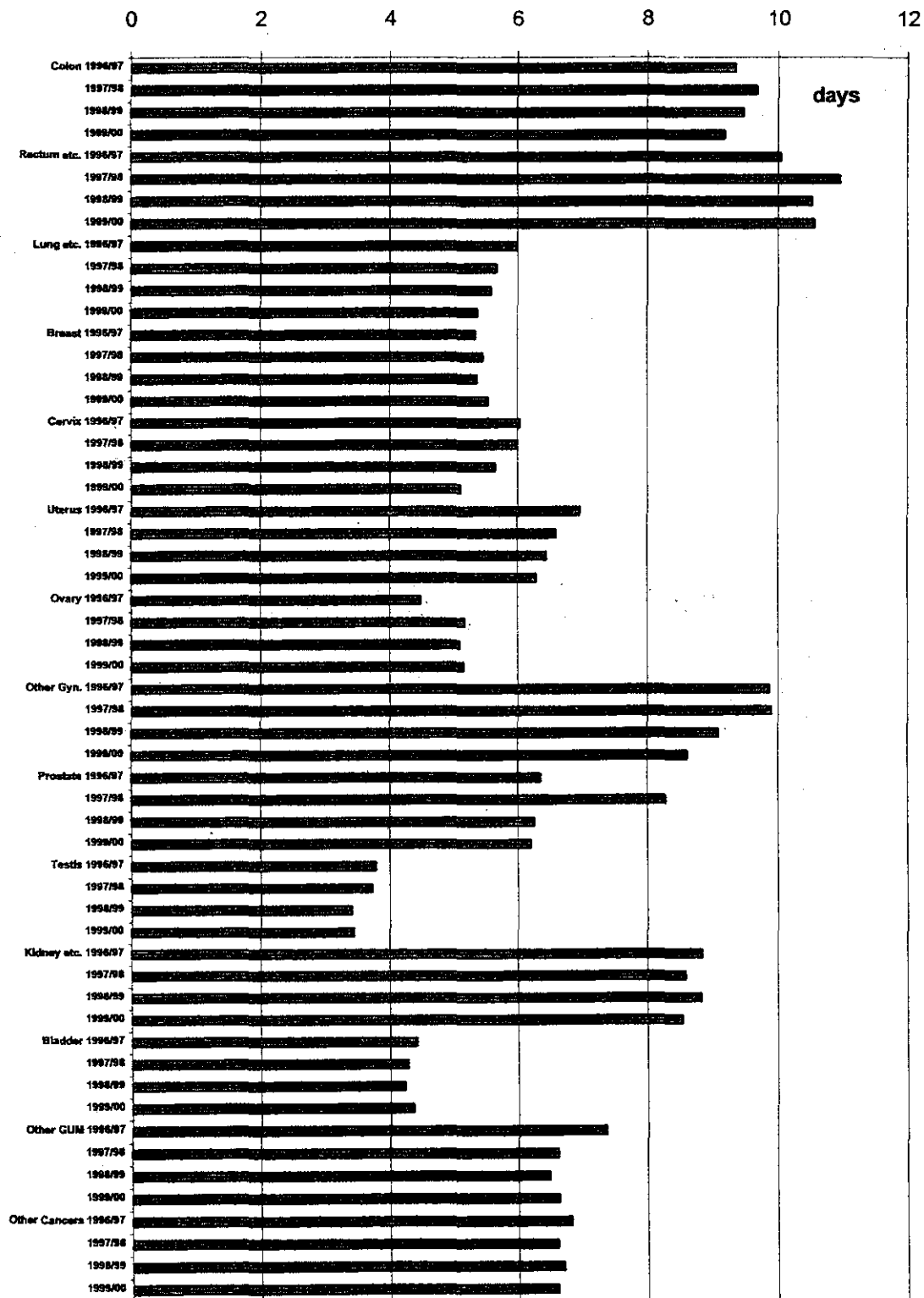


**Wales Mean Waiting Times in Days for Elective
Surgery - Daycases Only**
Source: PEDW 1996/7-1999/2000




England Mean Inpatient Spell Duration - Elective

Source: HES 1996/7-1999/2000

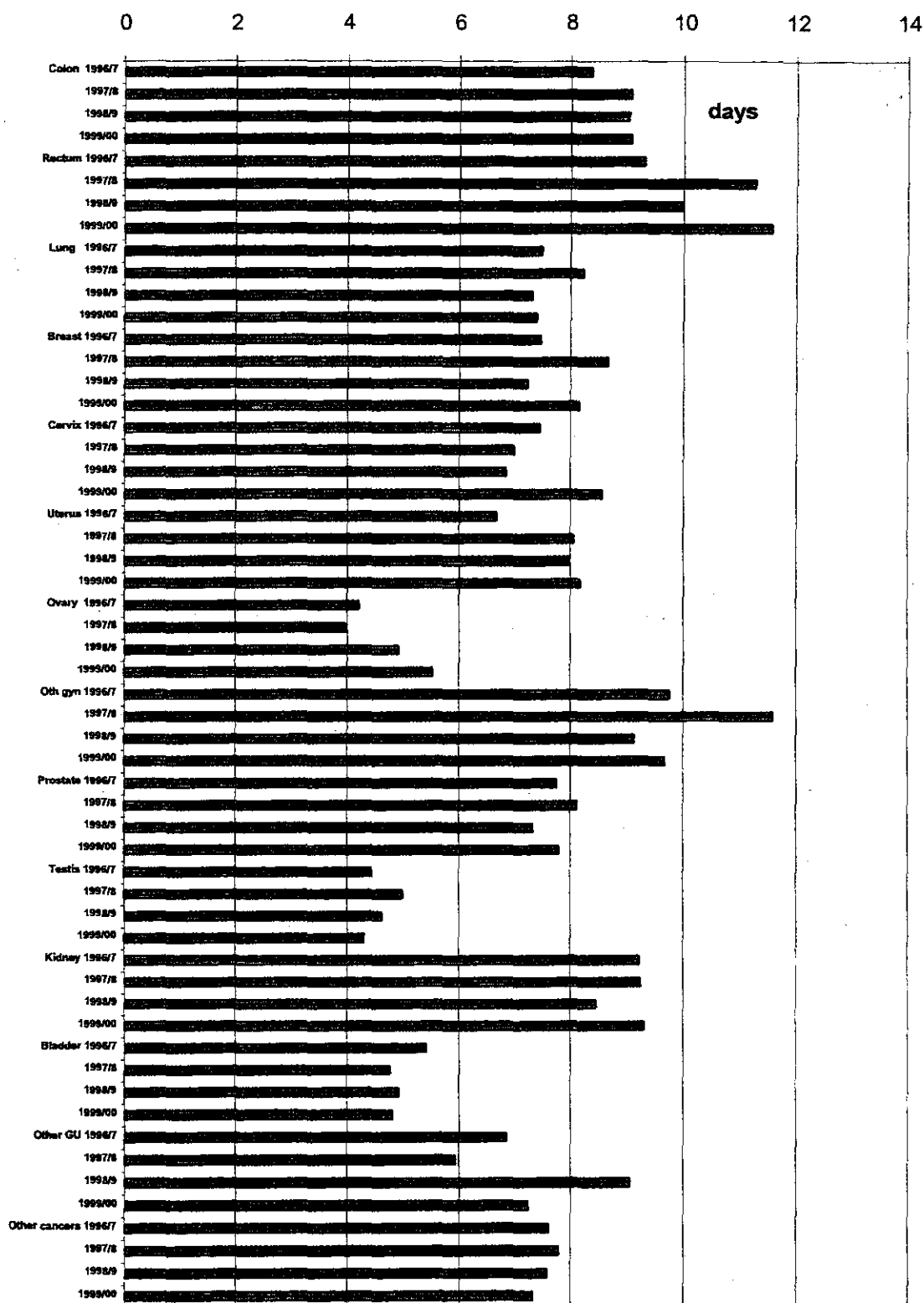


**England Mean Inpatient Spell Duration - Non
Elective**

Source: HES 1996/7-1999/2000

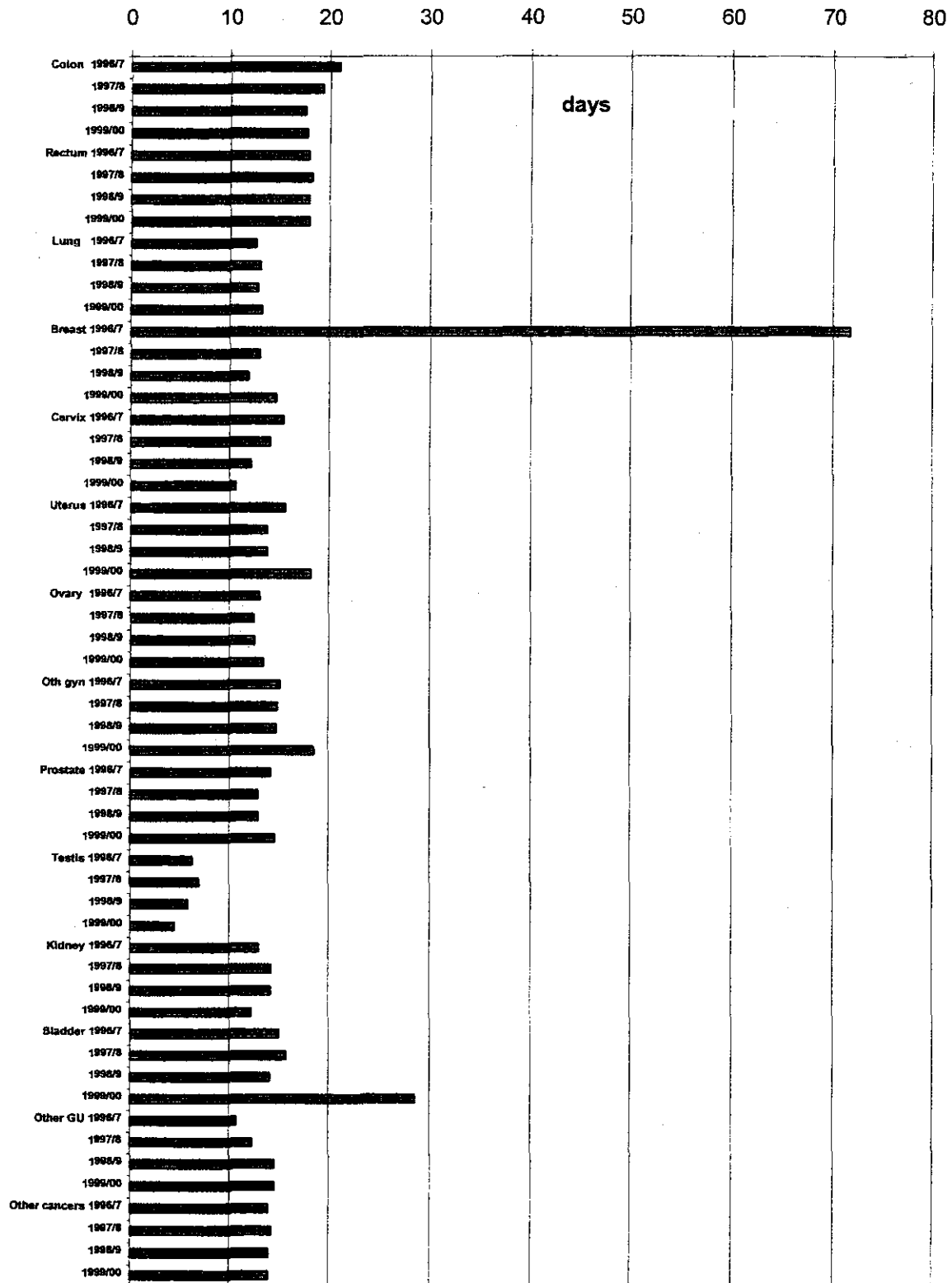


Wales Mean Inpatient Spell Duration - Elective
Source: PEDW 1996/7-1999/2000

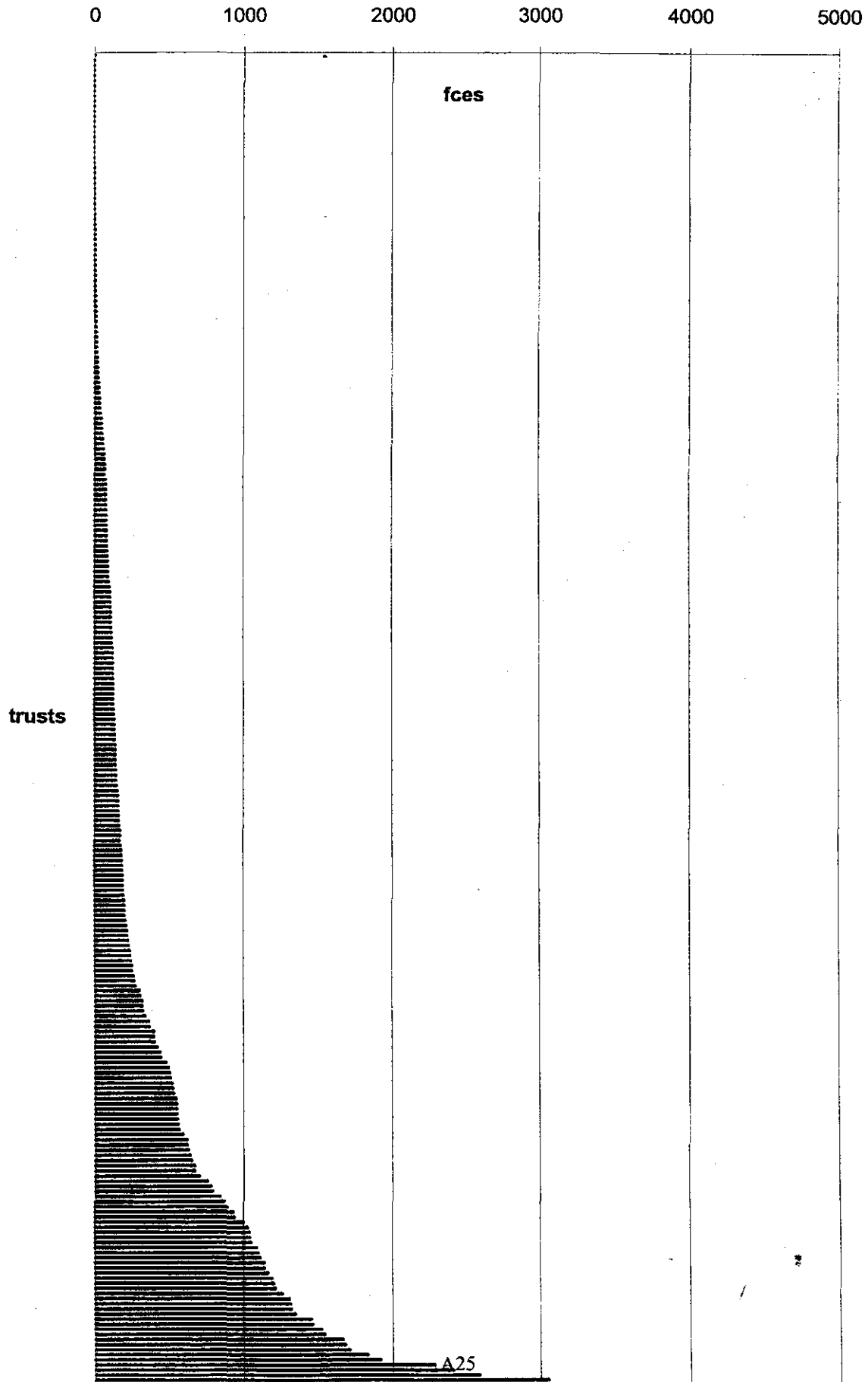


**Wales Mean Inpatient Spell Duration - Non
Elective**


Source: PEDW 1996/7-1999/2000




Colon cancer - Episodes in England trusts
Comment: seen in all trusts, around 60 trusts
have at least 500 episodes a year
Source HES 1999/2000




Rectal cancer - Episodes in England trusts
Source: HES 1999/2000




Lung (including trachea and bronchus)
cancer - Episodes in England trusts
Source: HES 1999/2000




Breast cancer - Episodes in England trusts
Source: HES 1999/2000




Cervical cancer - Episodes in England trusts
Source: HES 1999/2000




Uterine cancer - Episodes in England trusts
Source: HES 1999/2000




Ovarian cancer - Episodes in England trusts
Source: HES 1999/2000



Prostate cancer - Episodes in England trusts
Source: HES 1999/2000




Testis cancer - Episodes in England trusts
Source: HES 1999/2000

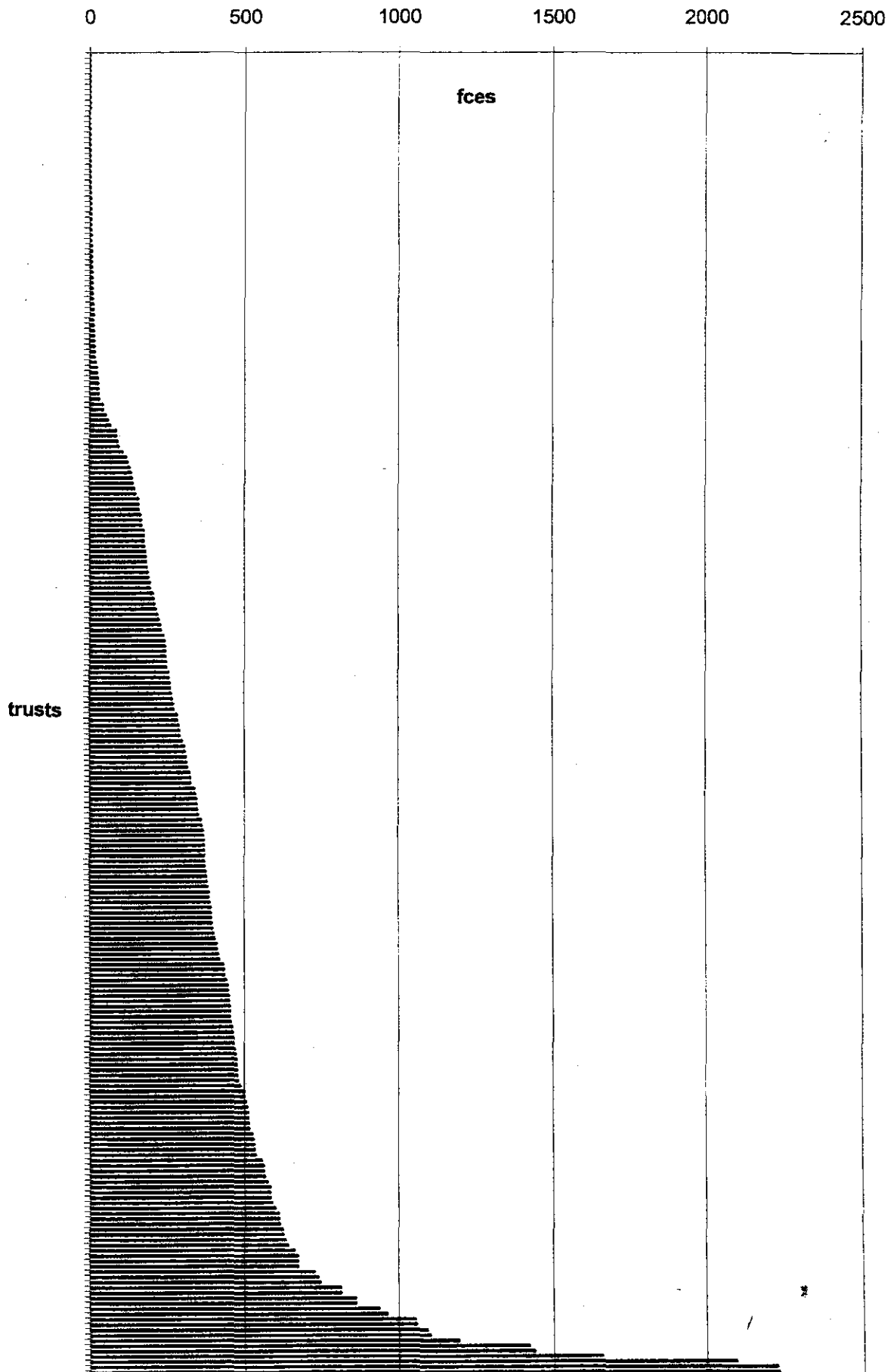


Kidney cancer - Episodes in England trusts

Source: HES 1999/2000




Bladder cancer - Episodes in England trusts
Source: HES 1999/2000




Colon cancer - Episodes in Wales trusts

Source: PEDW 1999/2000




Rectum cancer - Episodes in Wales
trusts

Source: PEDW 1999/2000




Lung cancer - Episodes in Wales trusts

Source: PEDW 1999/2000




Breast cancer - Episodes in Wales trusts

Source: PEDW 1999/2000



Cervical cancer - Episodes in Wales trusts


Source: PEDW 1999/2000



Uterine cancer - Episodes in Wales


trusts

Source: PEDW 1999/2000



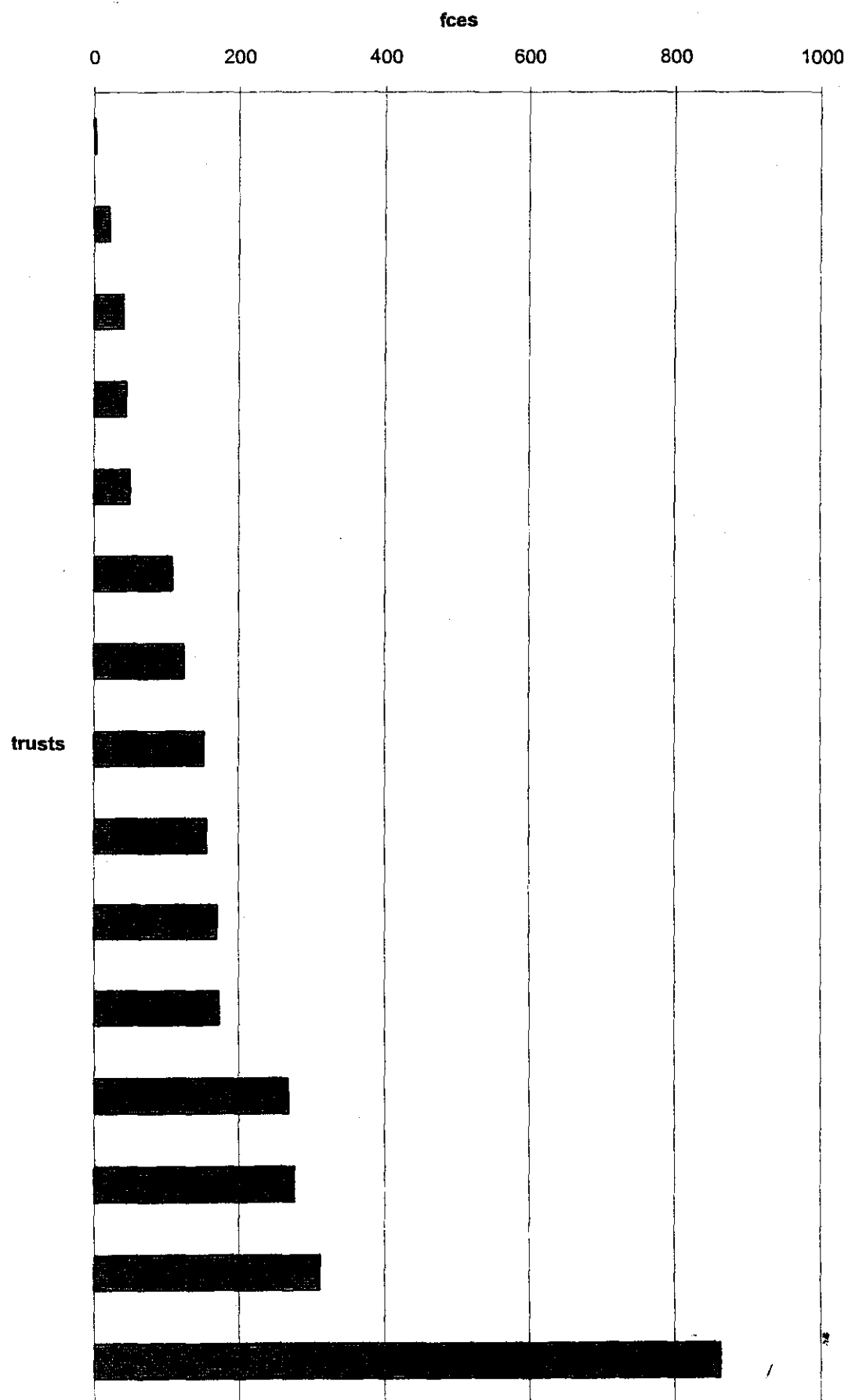
Ovarian cancer - Episodes in Wales
trusts

Source: PEDW 1999/2000




Prostate cancer - Episodes in Wales
trusts

Source: PEDW 1999/2000



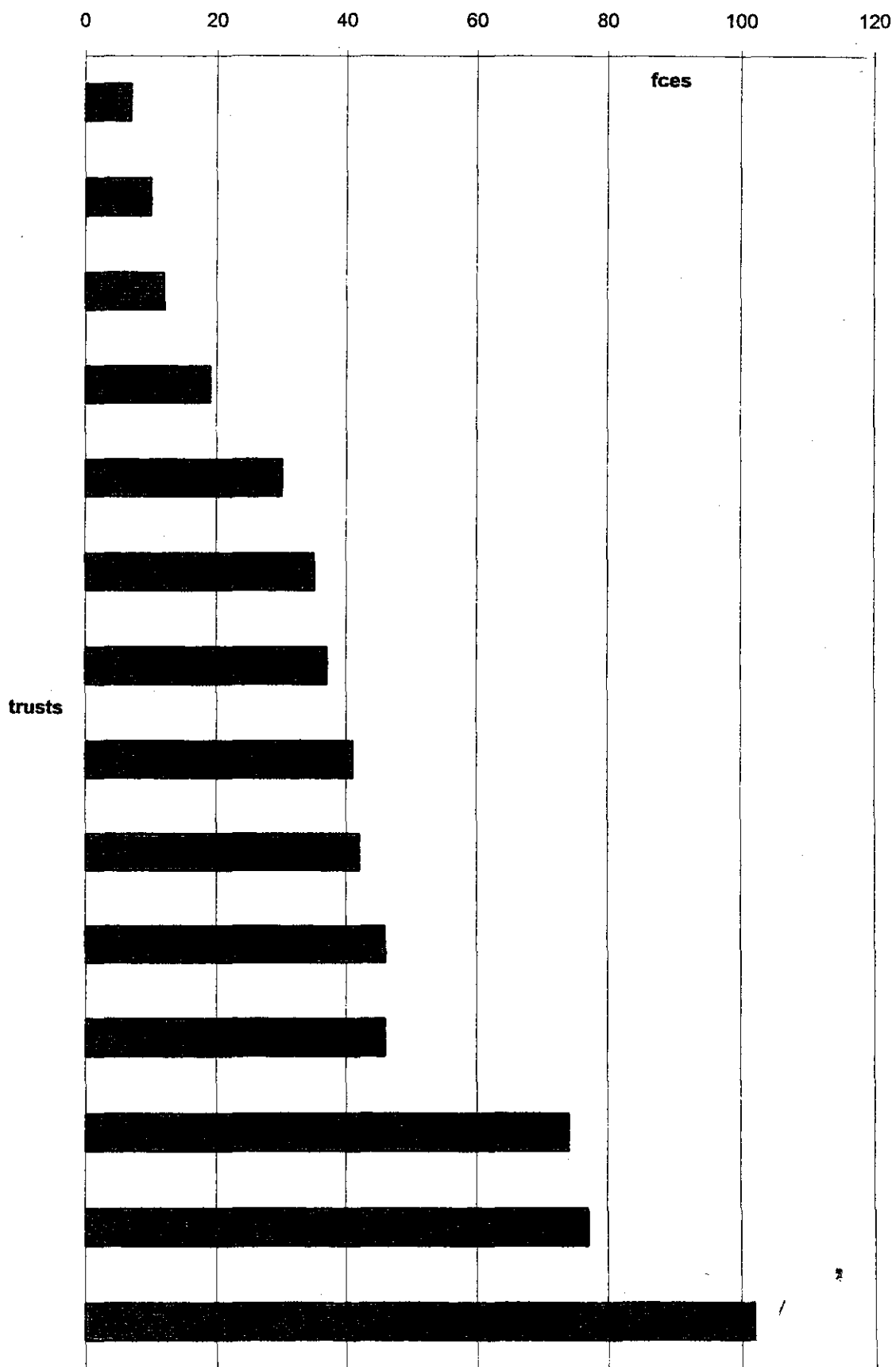
Testis cancer - Episodes in Wales
trusts

Source: PEDW 1999/2000



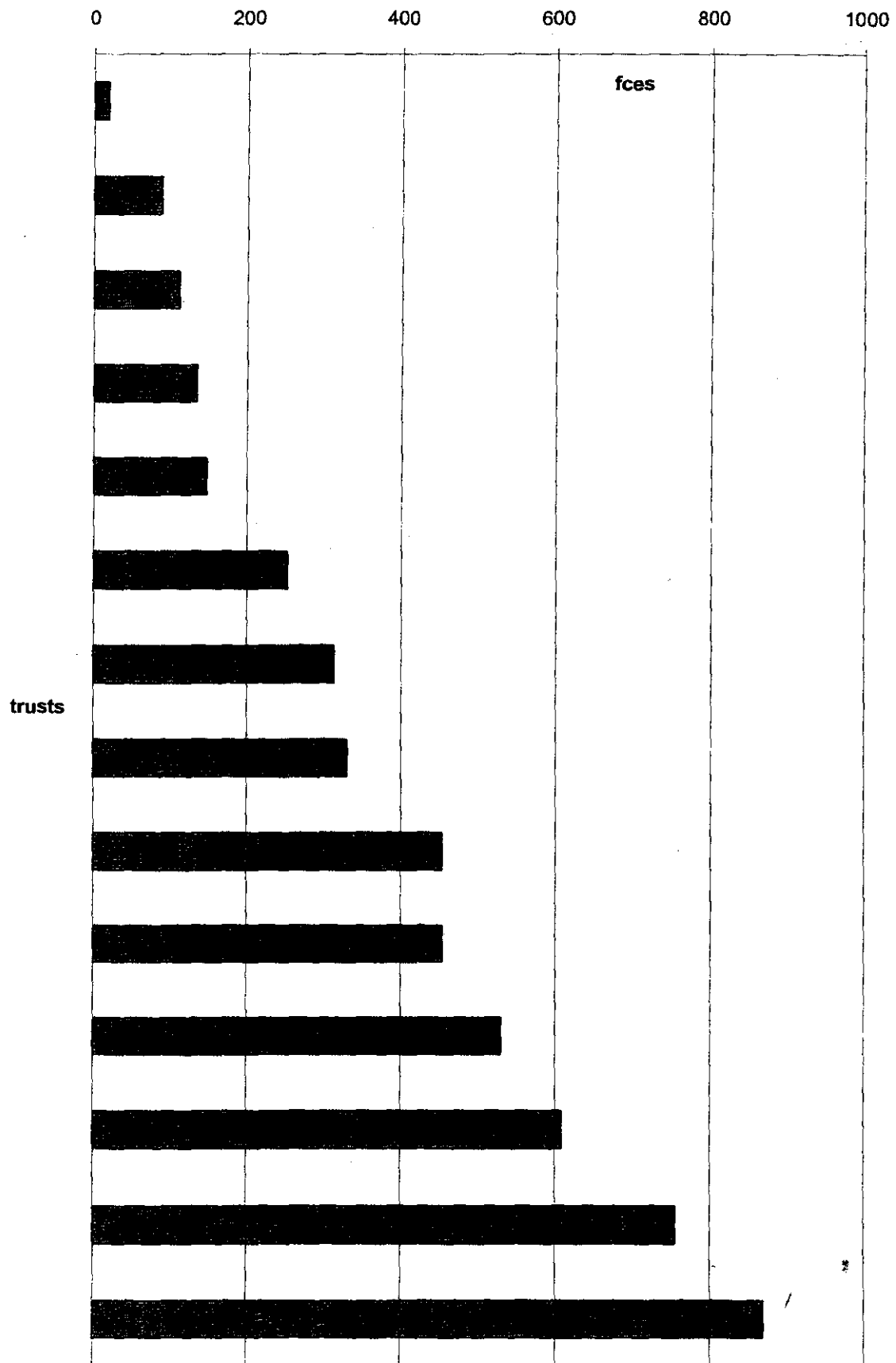
Kidney etc cancer - Episodes in Wales trusts

Source: PEDW 1999/2000



Bladder cancer - Episodes in Wales
trusts

Source: PEDW 1999/2000

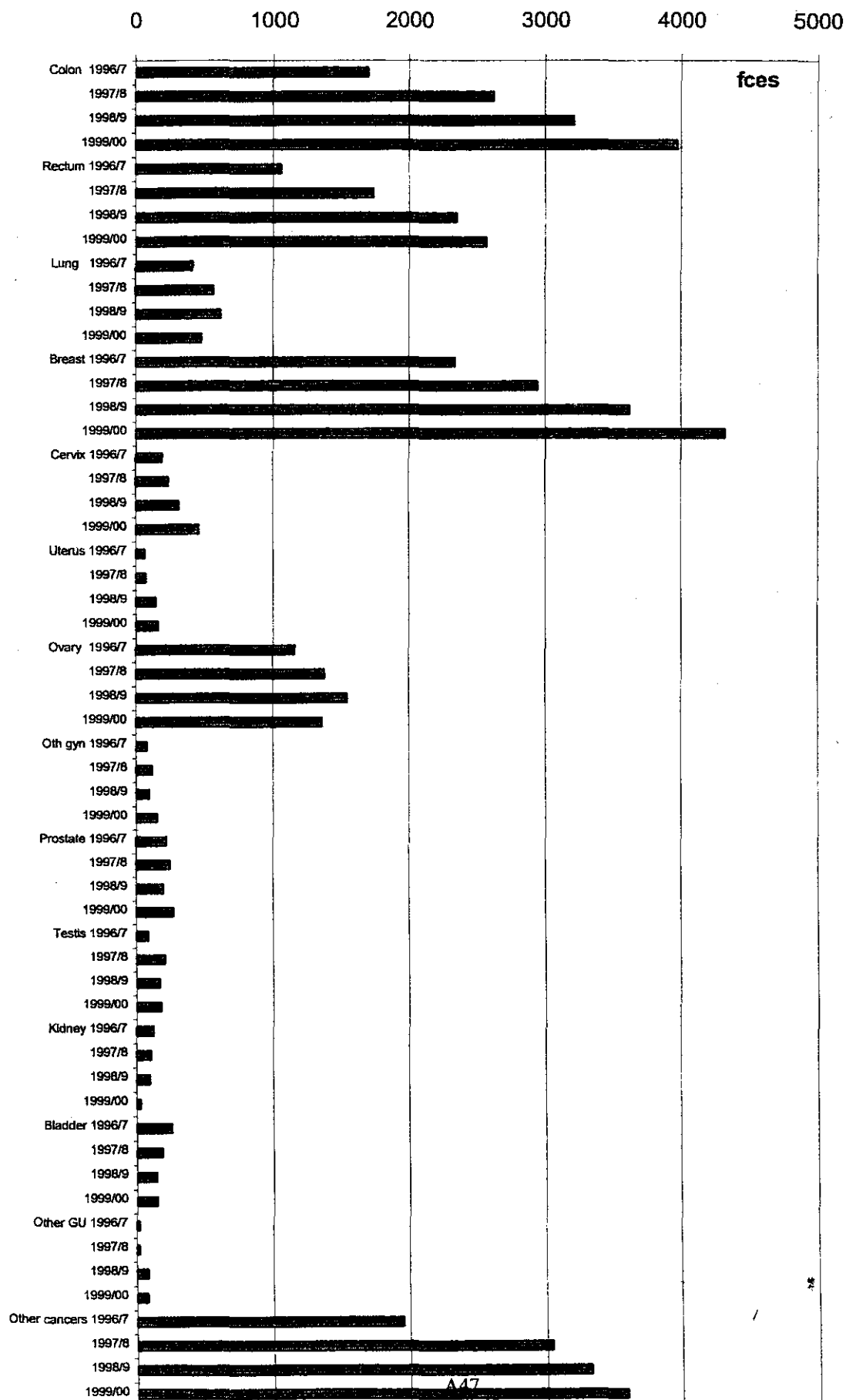


Wales - High volume trust (Velindre NHS Trust)

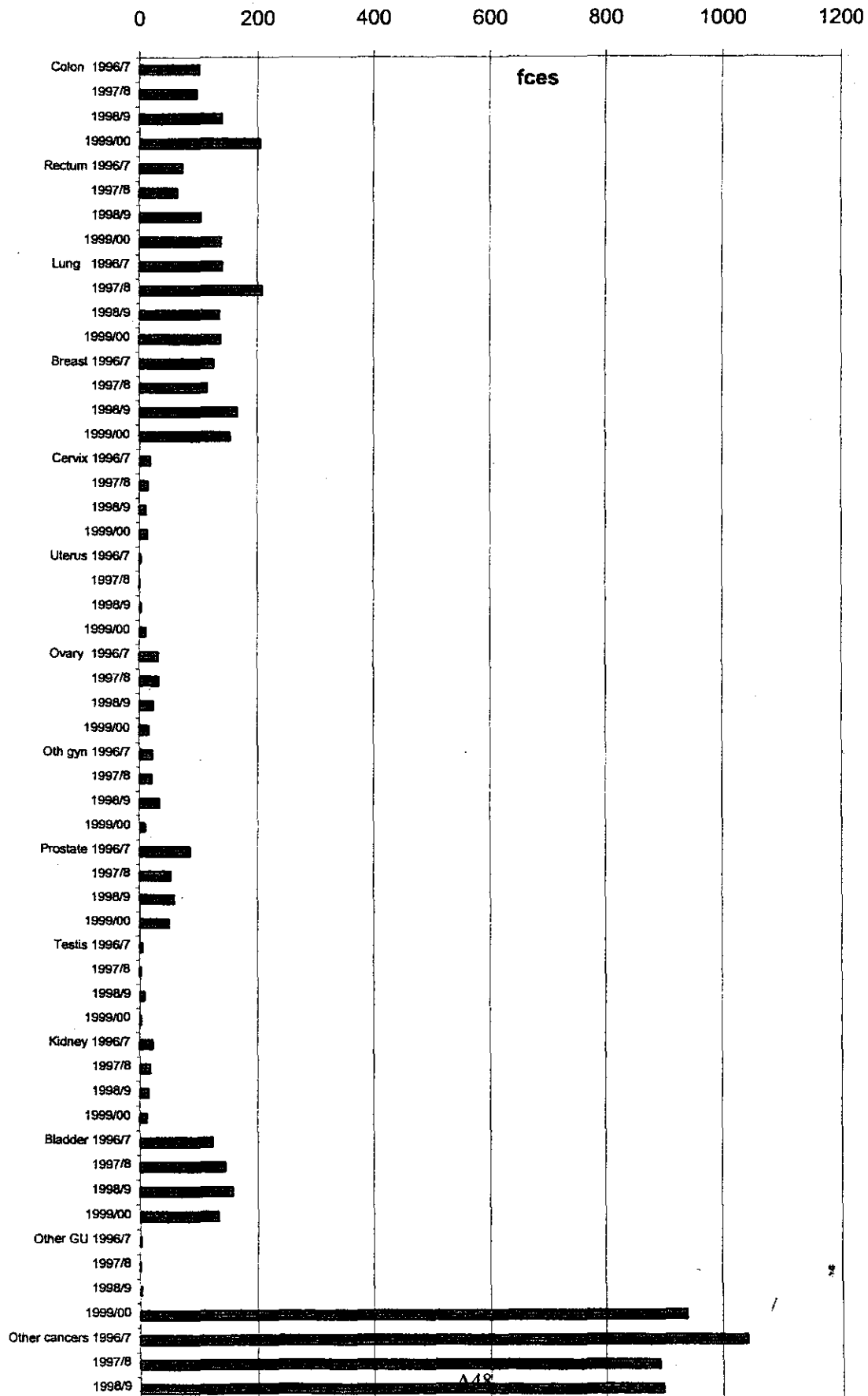
trend in cancer episodes

**Comment: largest increases in colorectal
(+150%) and breast (+80%)**

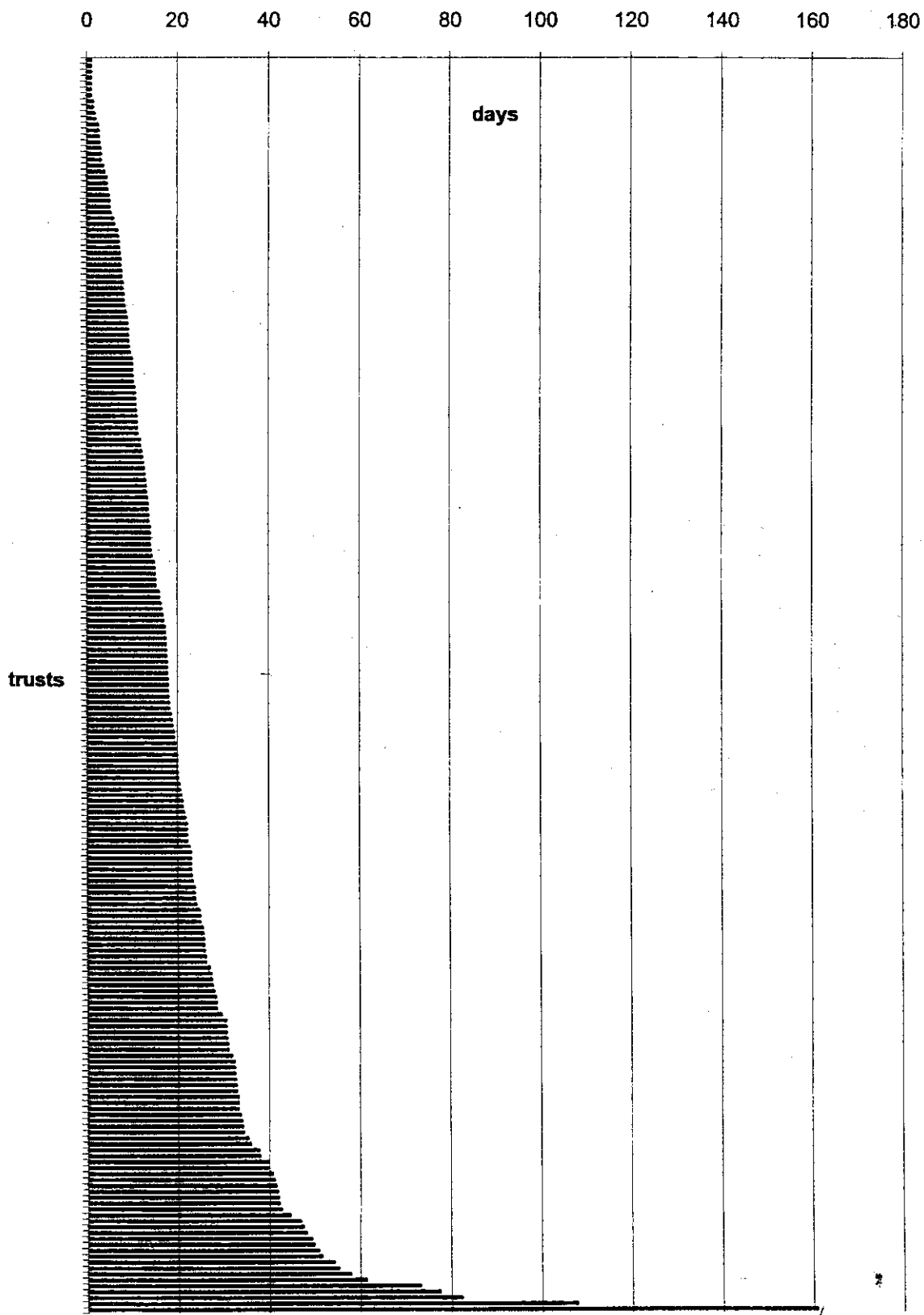
Source: PEDW 1996/7-1999/2000



**Wales - Low volume trust (Pembrokeshire &
Derwen NHS Trust) trend in cancer episodes**
**Comment: some reductions in gynaecological
and genitourinary cancer**
Source: PEDW 1996/7-1999/2000

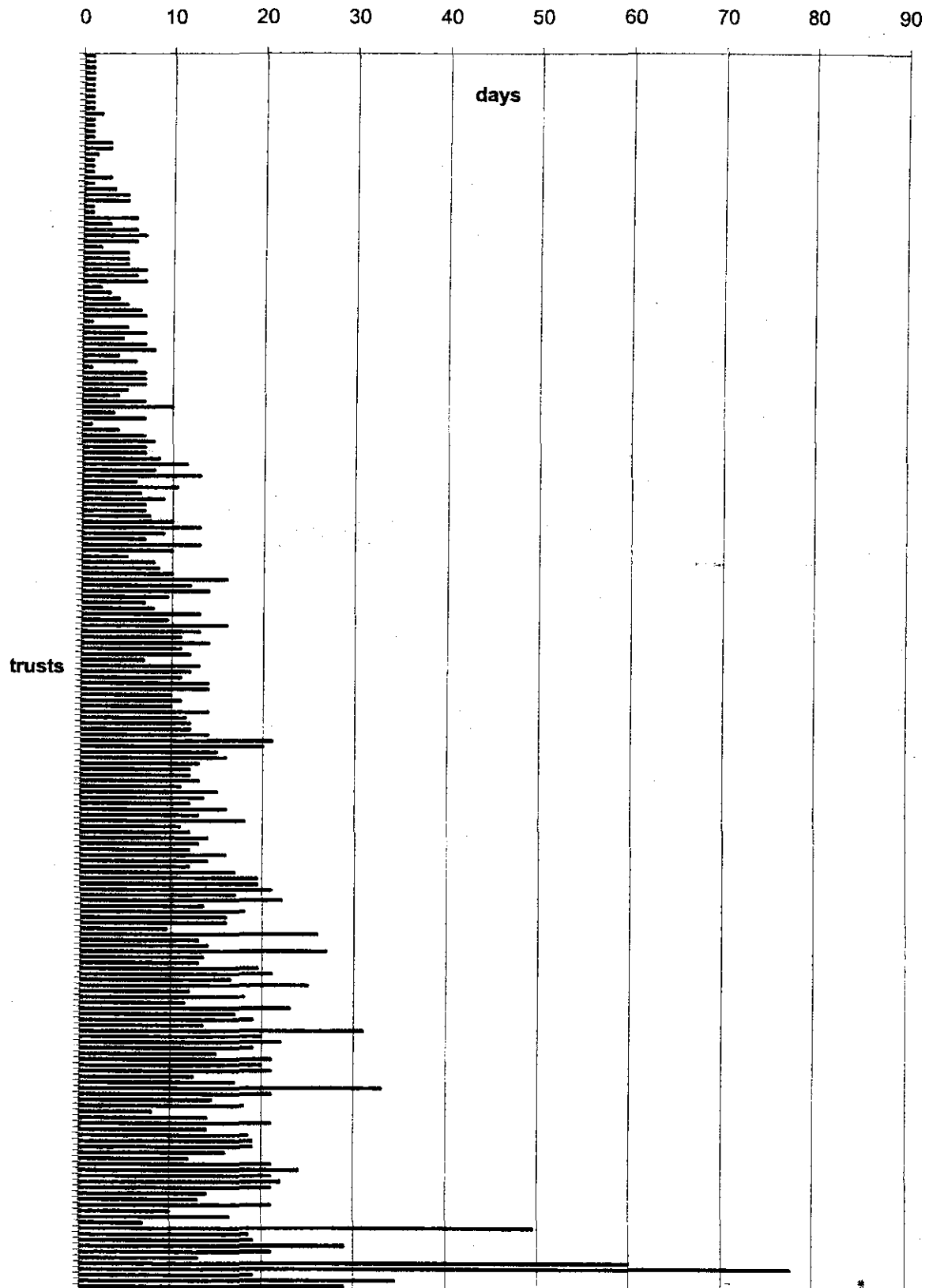


Colon cancer - England Trusts Mean waiting
time
Inpatients + Daycases
Source: HES 1999/2000




Colon cancer - England Trusts Median waiting
time (ranked by mean waiting time) Inpatients
+ Daycases

Source: HES 1999/2000

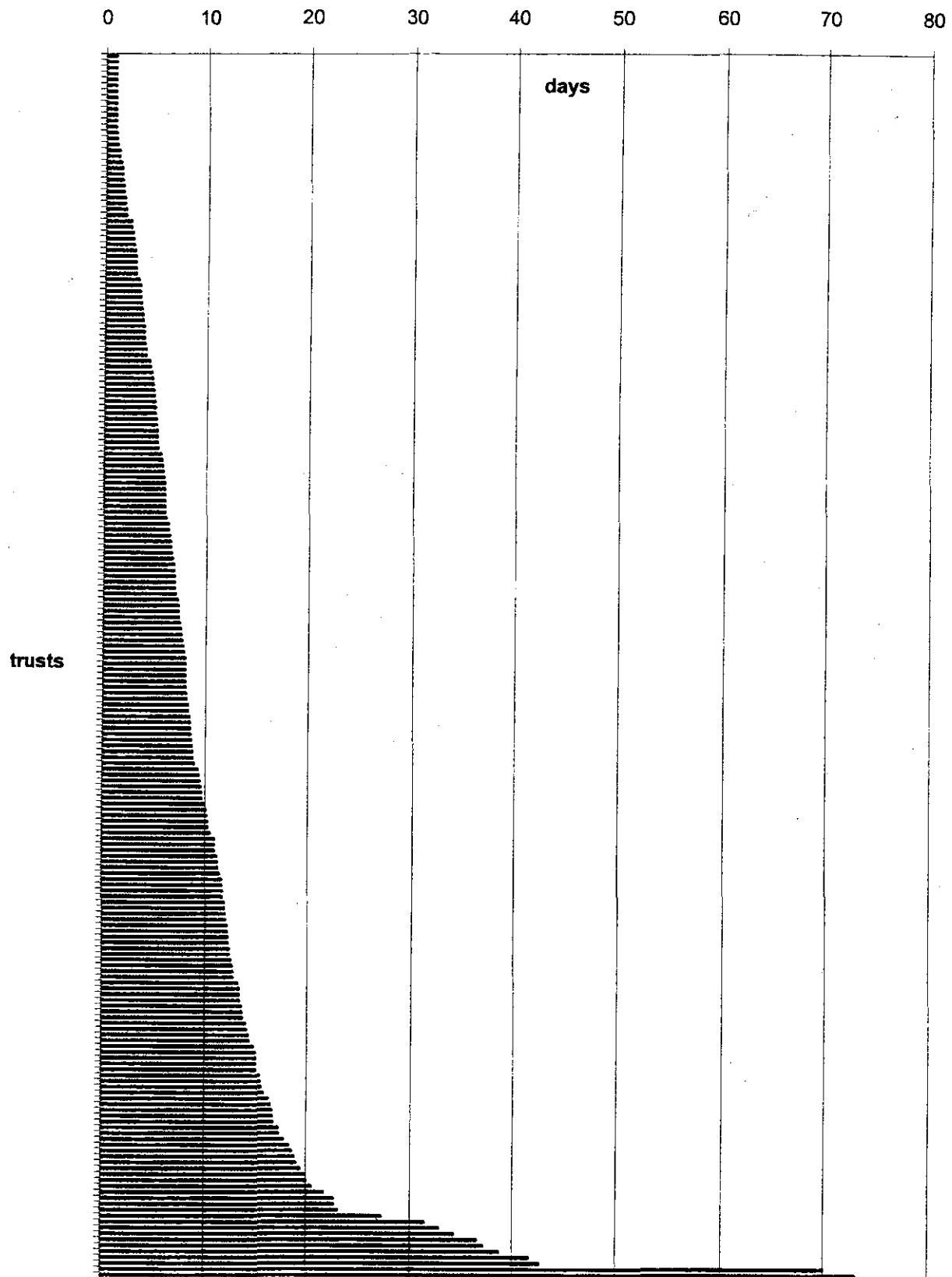


Rectal cancer - England Trusts Mean waiting
time
Inpatient + Daycases
Source: HES 1999/2000



**Lung (including trachea and bronchus) cancer -
England Trusts Mean waiting time Inpatients +
Daycases**

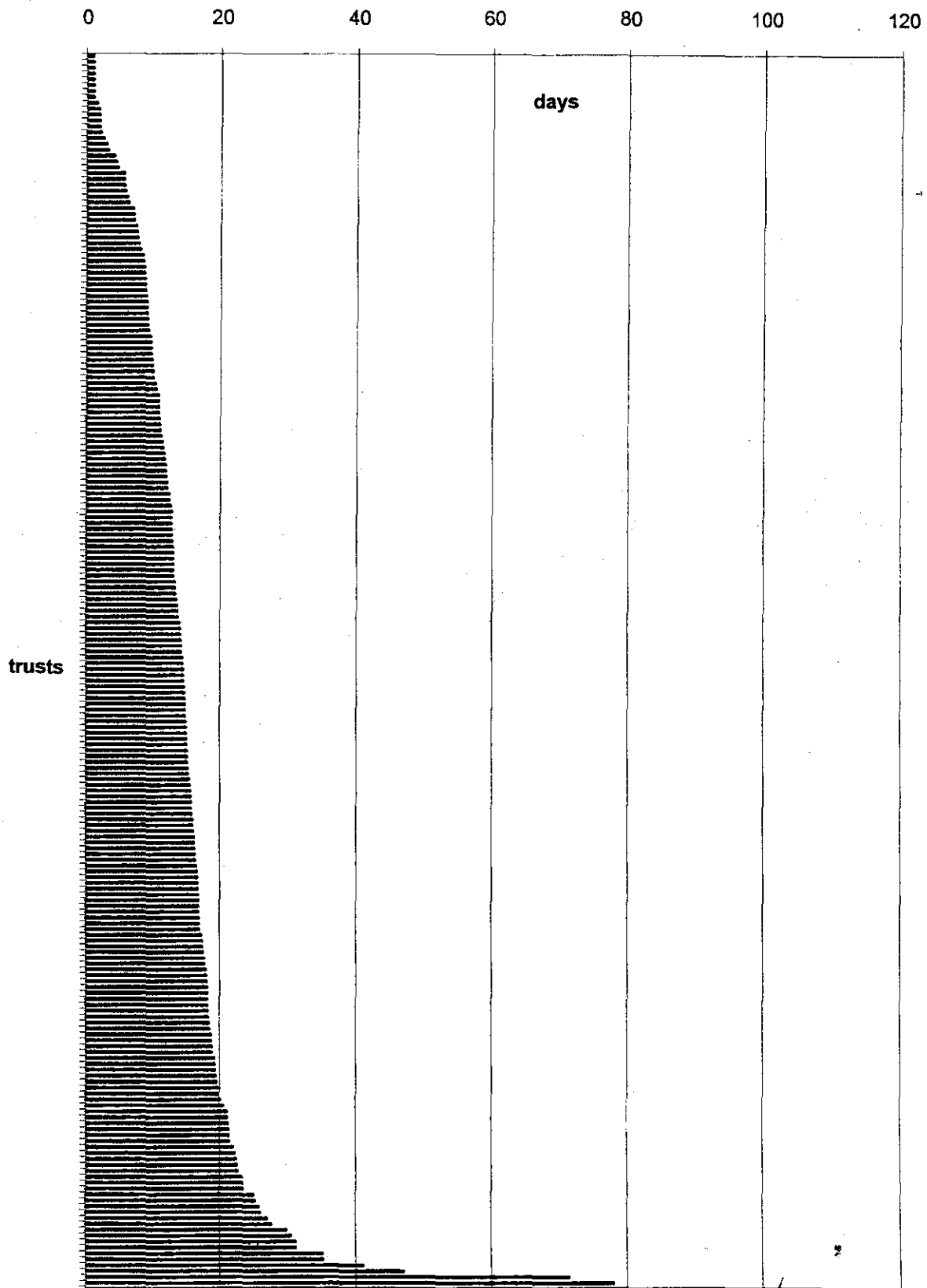
Source: HES 1999/2000



**Breast cancer - England Trusts Mean waiting
time**

Inpatients + Daycases

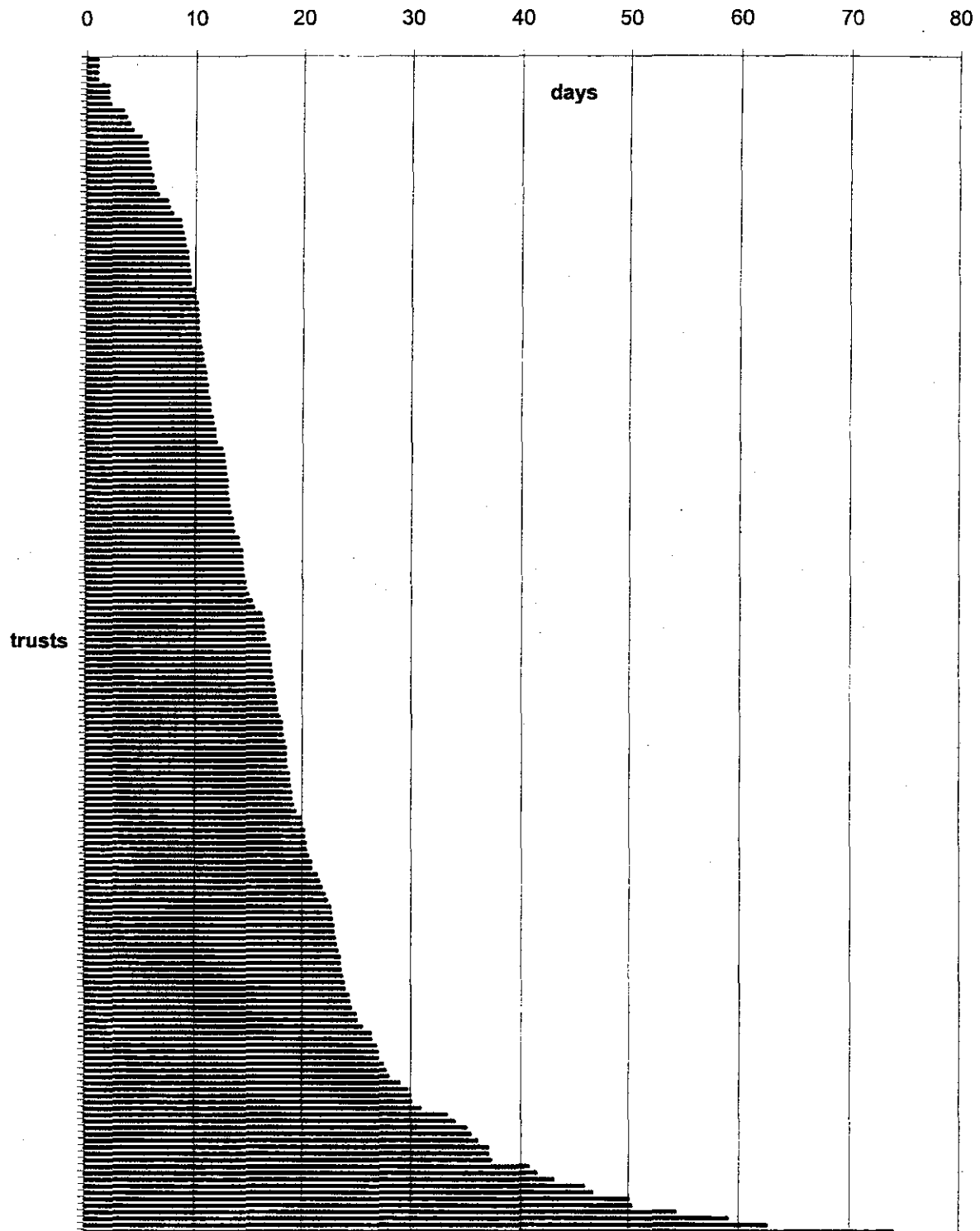
Source: HES 1999/2000



**Cervical cancer - England Trusts Mean waiting
time**

Inpatients + Daycases

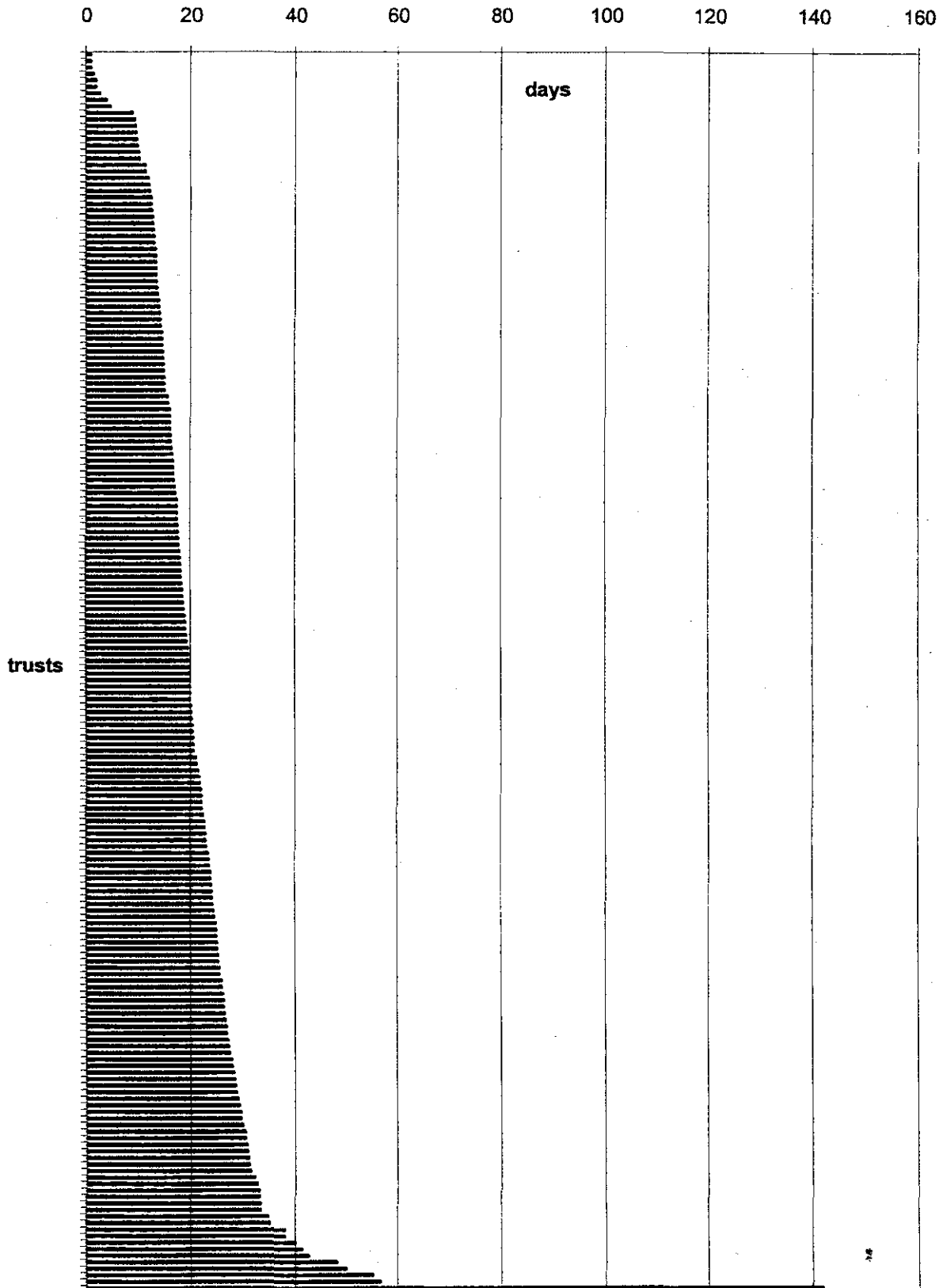
Source: HES 1999/2000



**Uterine cancer - England Trusts Mean waiting
time**

Inpatients + Daycases

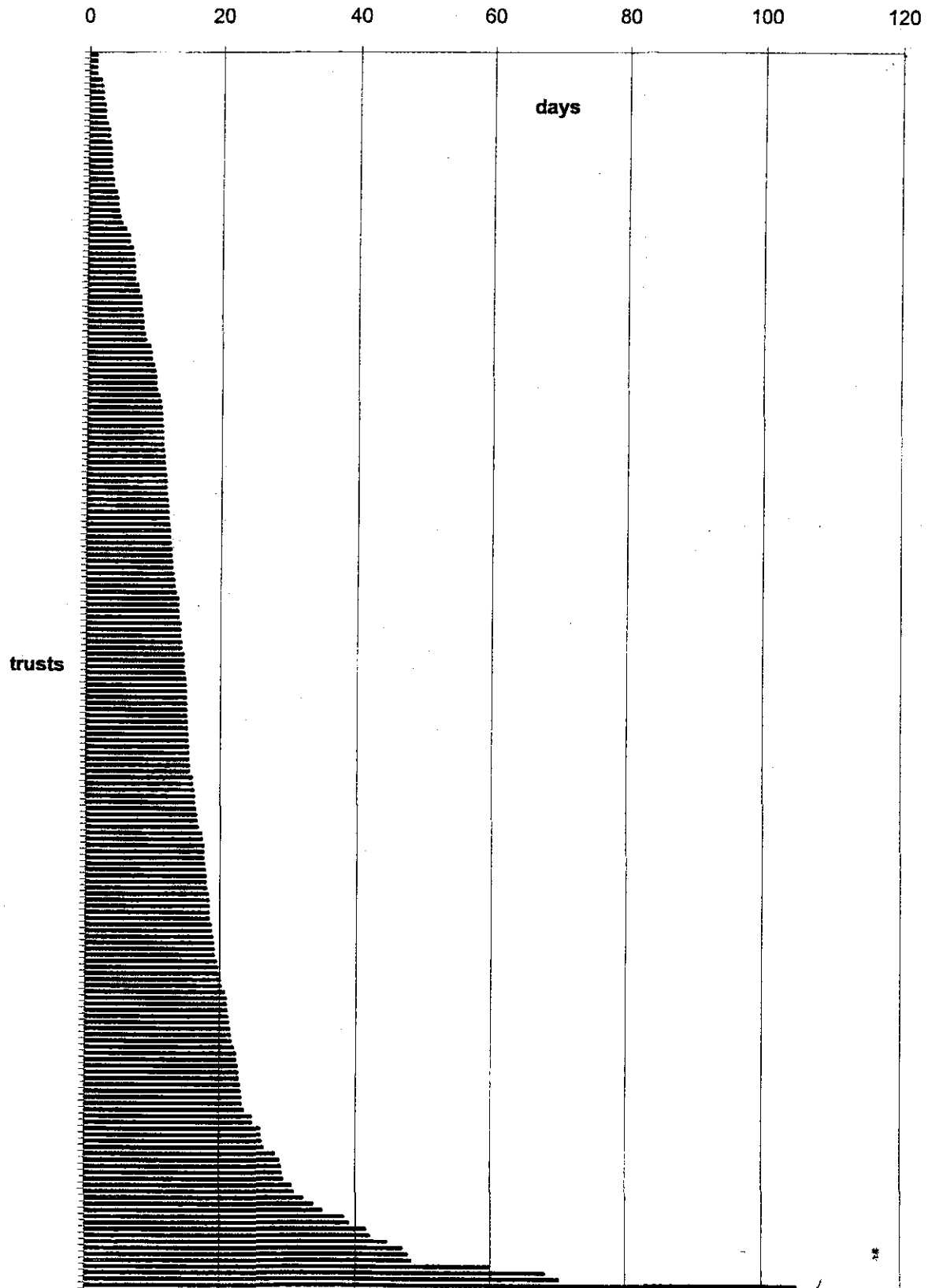
Source: HES 1999/2000



Ovarian cancer - England Trusts Mean waiting
time

Inpatients + Daycases

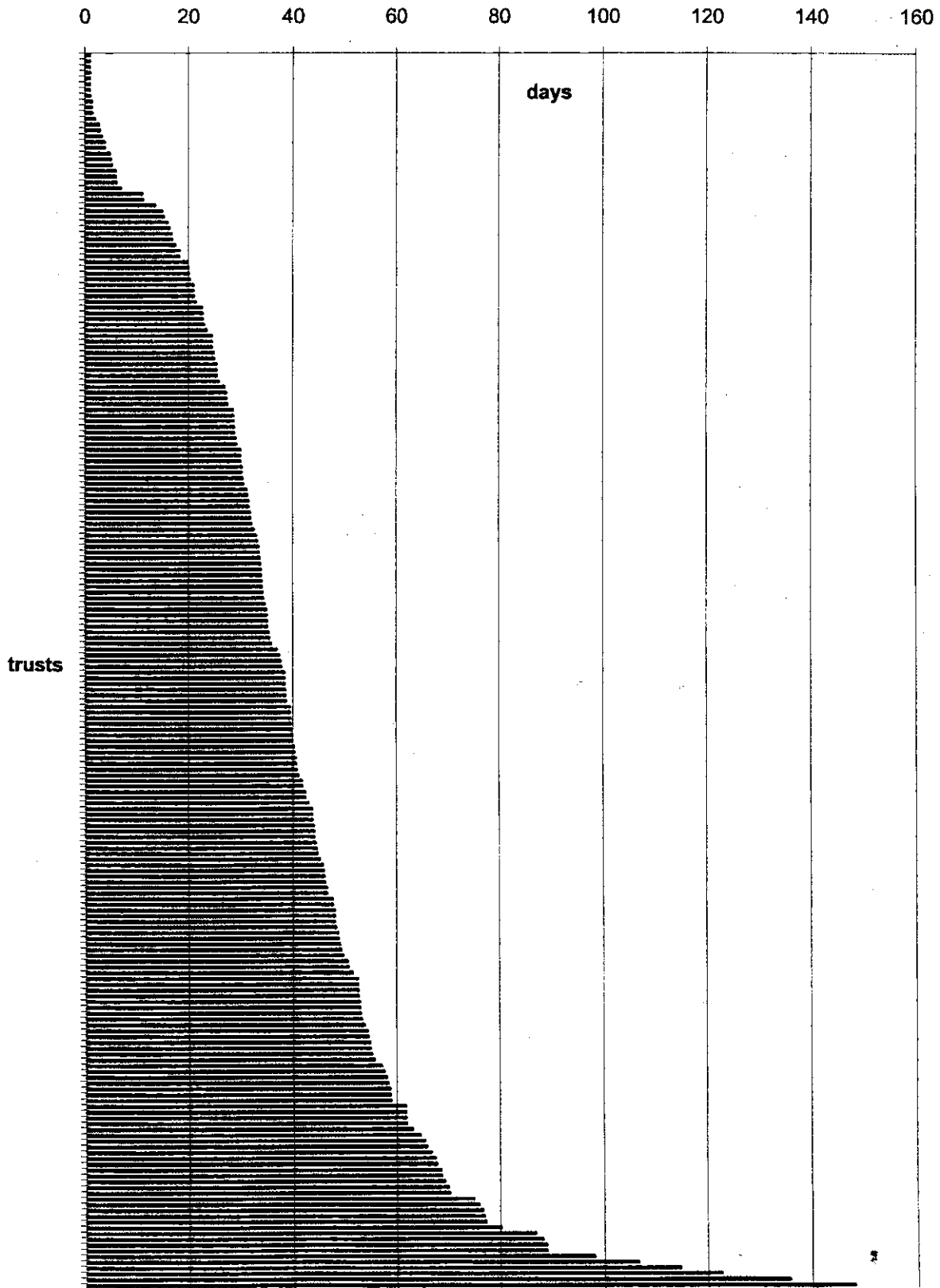
Source: HES 1999/2000



**Prostate cancer - England Trusts Mean waiting
time**

Inpatients + Daycases


Source: HES 1999/2000



**Testis cancer - England Trusts Mean waiting
time**

Inpatients + Daycases

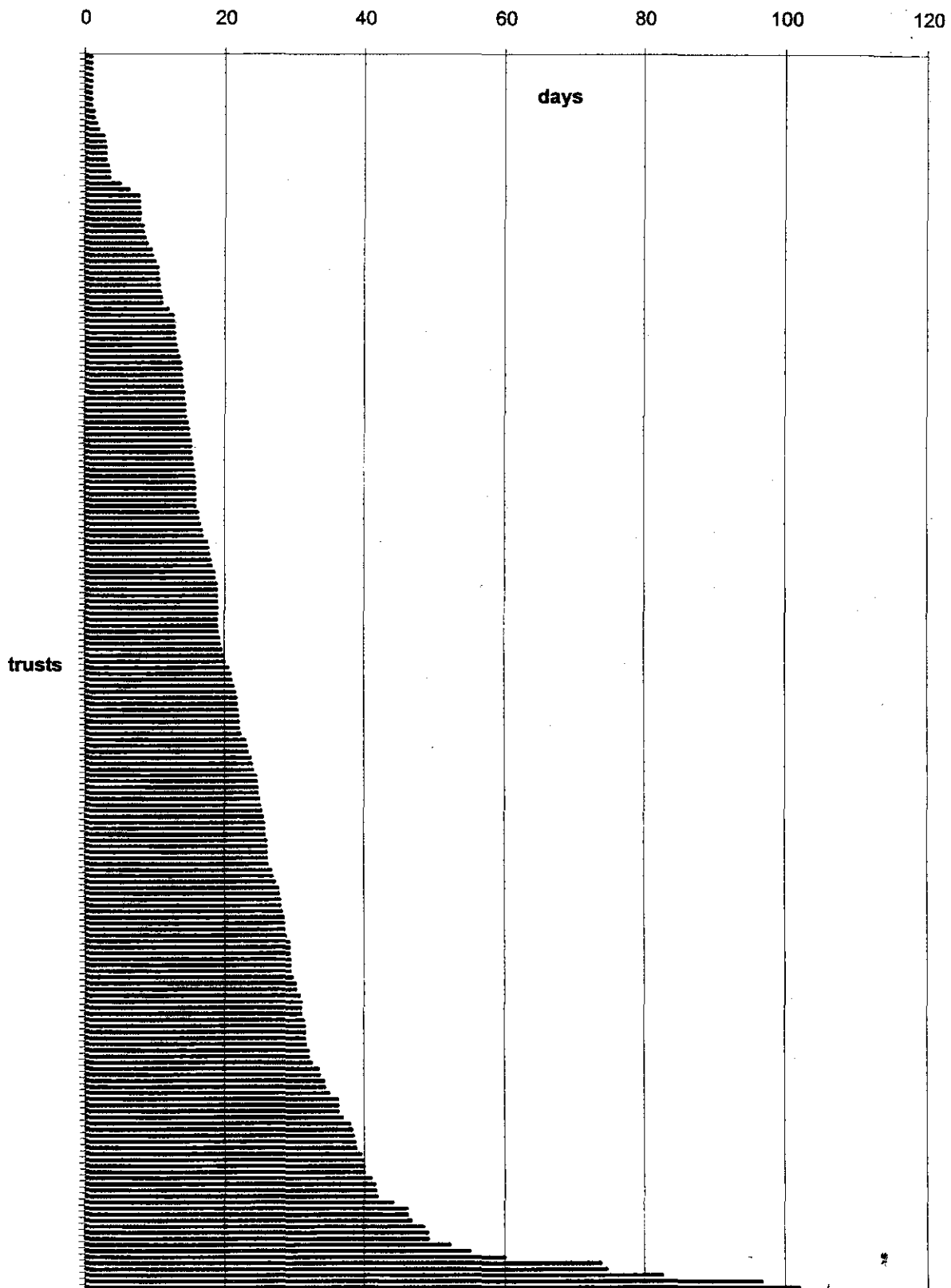
Source: HES 1999/2000



**Kidney cancer - England Trusts Mean waiting
time**

Inpatients + Daycases


Source: HES 1999/2000



**Bladder cancer - England Trusts Mean waiting
time**

Inpatients + Daycases

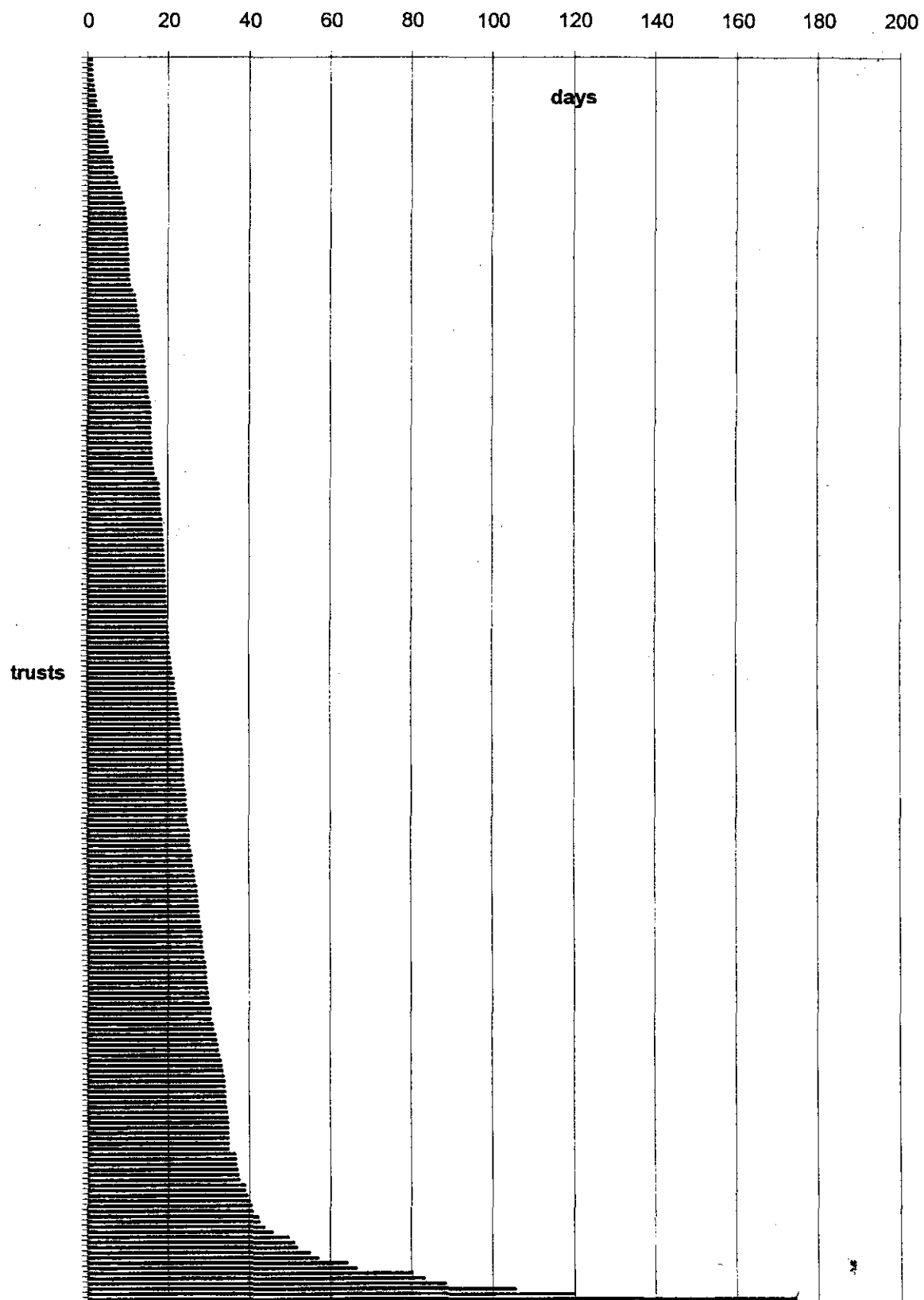
Source: HES 1999/2000




**All other cancer - England Trusts Mean waiting
time**

Inpatients + Daycases

Source: HES 1999/2000

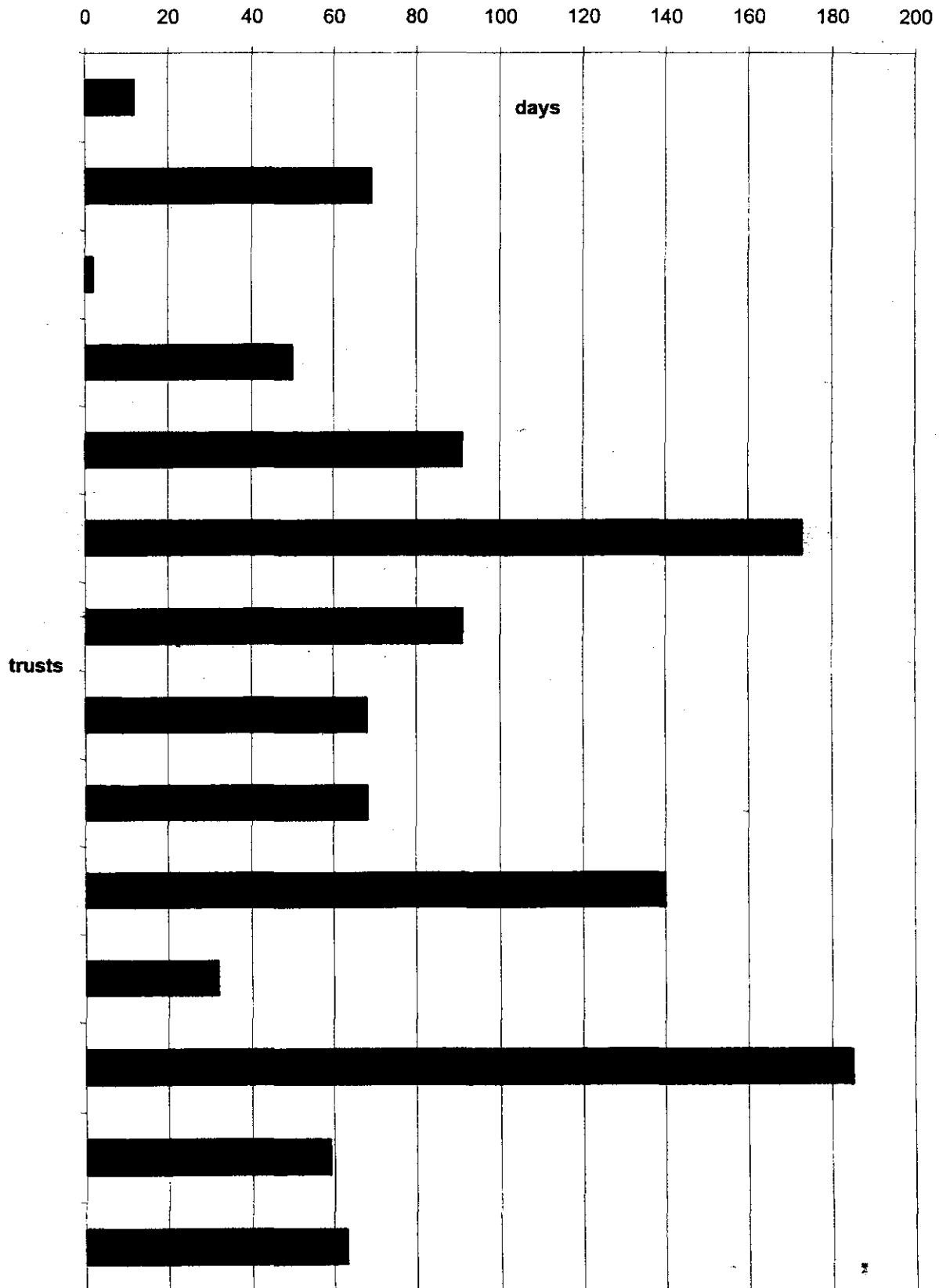


Colon cancer - Wales Trusts Mean Waiting time
Inpatients + Daycases
Source: PEDW 1999/2000



**Colon cancer - Wales Trusts Number of
Inpatients + Daycases
(ranked by mean waiting time)**


Source: PEDW 1999/2000



**Rectum cancer - Wales Trusts Mean Waiting
time**


Inpatients + Daycases

Source: PEDW 1999/2000




**Lung (including trachea and bronchus) cancer -
Wales Trusts Mean Waiting time Inpatients +
Daycases**

Source: PEDW 1999/2000



**Breast cancer - Wales Trusts Mean Waiting
time**


Inpatients + Daycases
Source: PEDW 1999/2000



**Cervical cancer - Wales Trusts Mean Waiting
time**

Inpatients + Daycases


Source: PEDW 1999/2000



**Uterine cancer - Wales Trusts Mean Waiting
time**

Inpatients + Daycases


Source: PEDW 1999/2000



Ovarian cancer - Wales Trusts Mean Waiting
time

Inpatients + Daycases


Source: PEDW 1999/2000



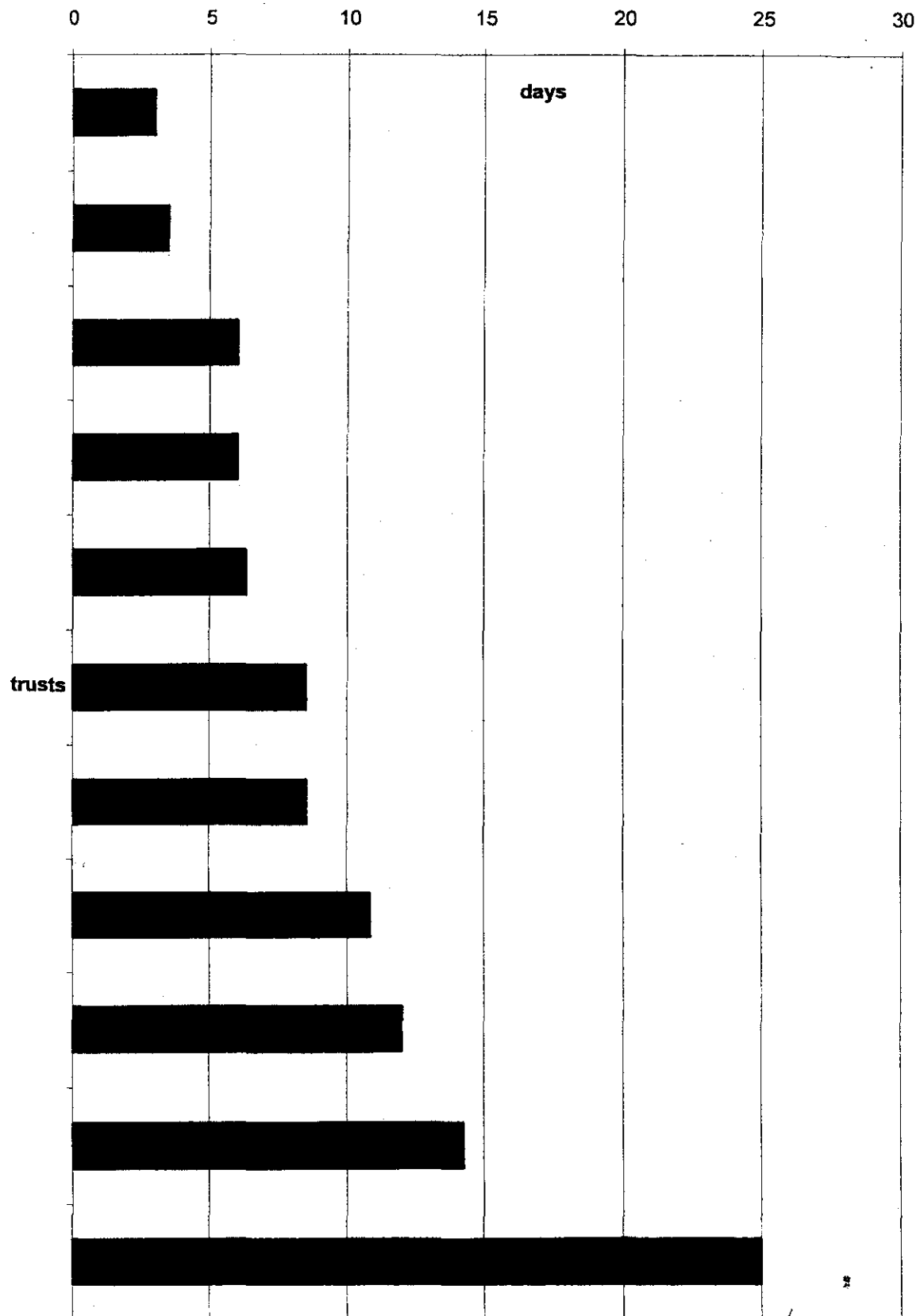
Prostate cancer - Wales Trusts Mean Waiting
time

Inpatients + Daycases


Source: PEDW 1999/2000



Testis cancer - Wales Trusts Mean Waiting time
Inpatients + Daycases
Source: PEDW 1999/2000

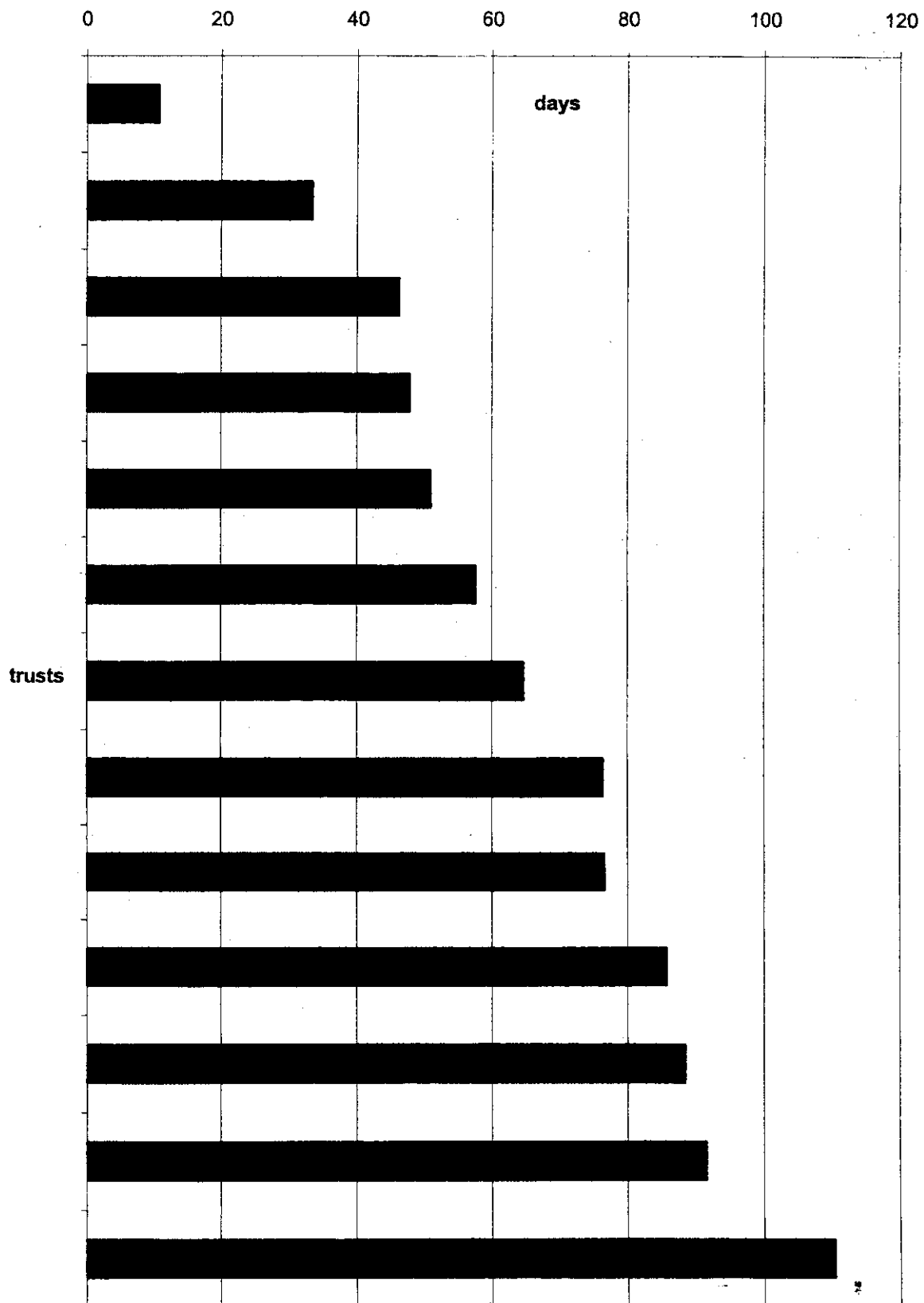


Kidney cancer- Wales Trusts Mean Waiting time
Inpatients + Daycases
Source: PEDW 1999/2000



**Bladder cancer - Wales Trusts Mean Waiting
time**


Inpatients + Daycases
Source: PEDW 1999/2000




**Colon cancer - England Trusts Mean Spell
duration**

Elective Inpatients

Source: HES 1999/2000




Rectal cancer - England Trusts Mean Spell
duration
Elective Inpatients (excludes 1 outlier of 279
days)
Source: HES 1999/2000



**Lung (including trachea and bronchus) cancer -
England Trusts Mean Spell duration Elective
Inpatients**


Source: HES 1999/2000



**Breast cancer - England Trusts Mean Spell
duration**

**Elective Inpatients (excluding 2 outliers 102,
171 days)**

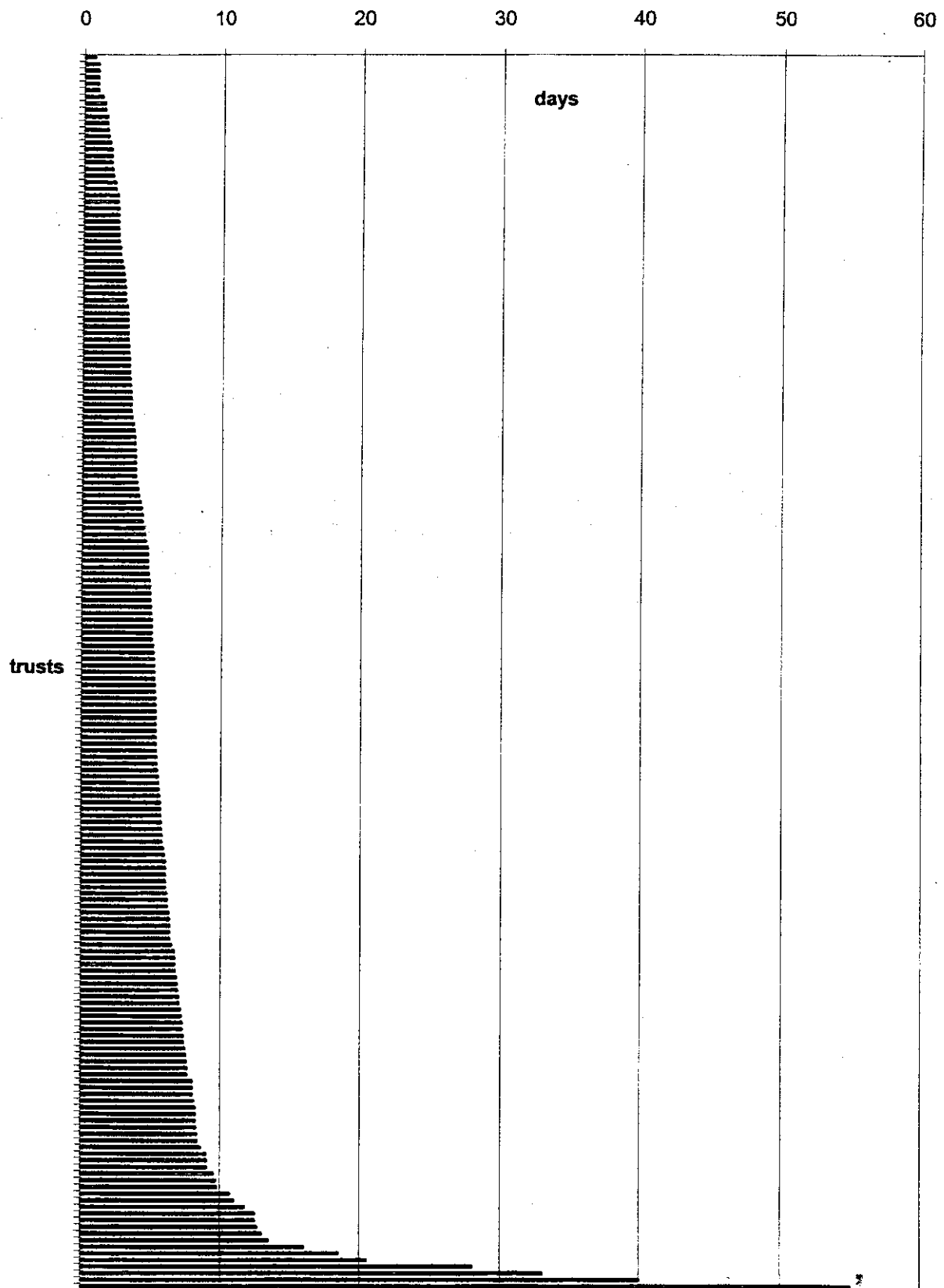
Source: HES 1999/2000



**Cervical cancer - England Trusts Mean Spell
duration**

Elective Inpatients


Source: HES 1999/2000



**Uterine cancer - England Trusts Mean Spell
duration**

Elective Inpatients


Source: HES 1999/2000



Ovarian cancer - England Trusts Mean Spell
duration

Elective Inpatients


Source: HES 1999/2000



**Prostate cancer - England Trusts Mean Spell
duration**

**Elective Inpatients (excluding 1 outlier of 92
days)**

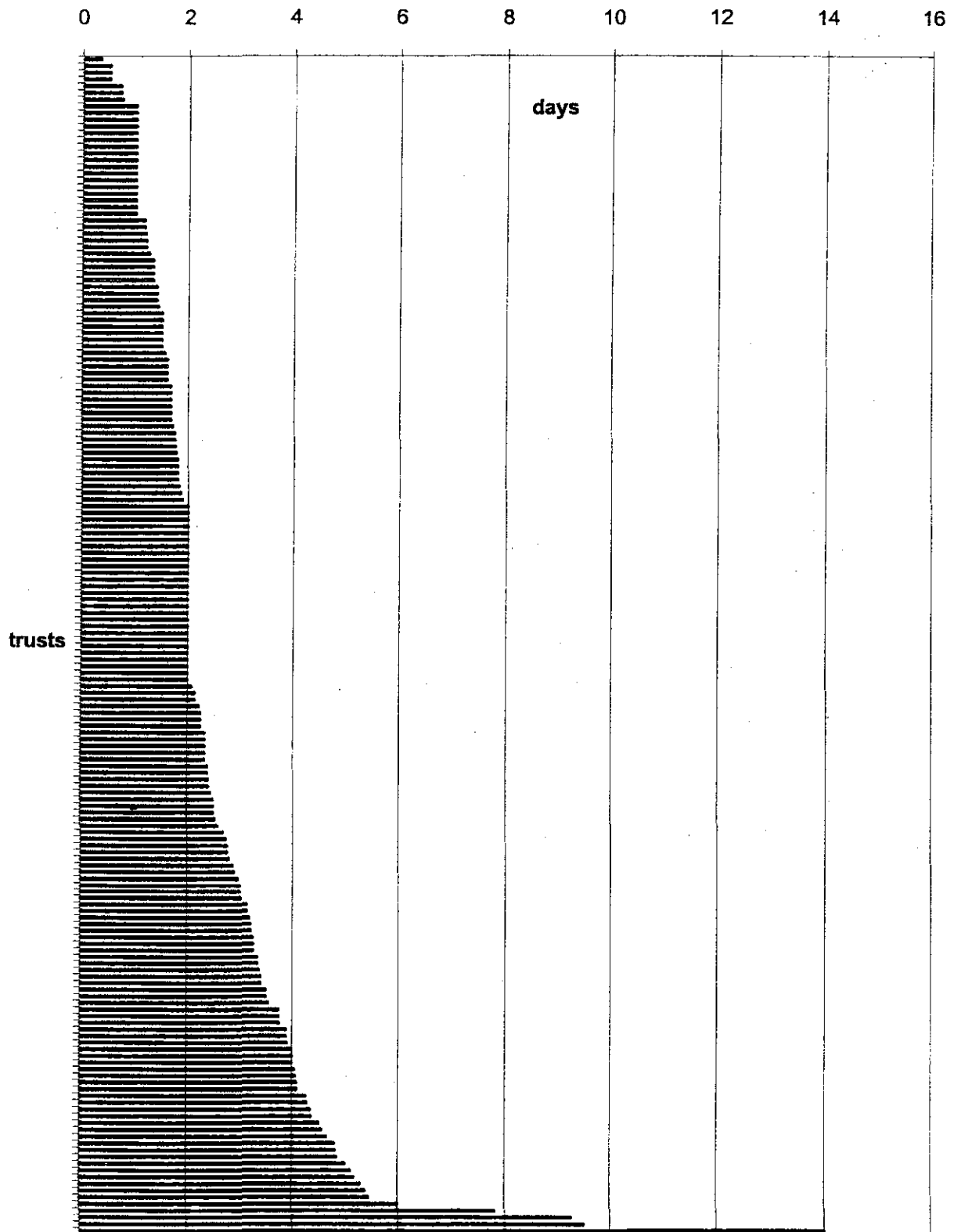
Source: HES 1999/2000



Testis cancer - England Trusts Mean Spell
duration

Elective Inpatients


Source: HES 1999/2000



**Kidney cancer - England Trusts Mean Spell
duration**

Elective Inpatients

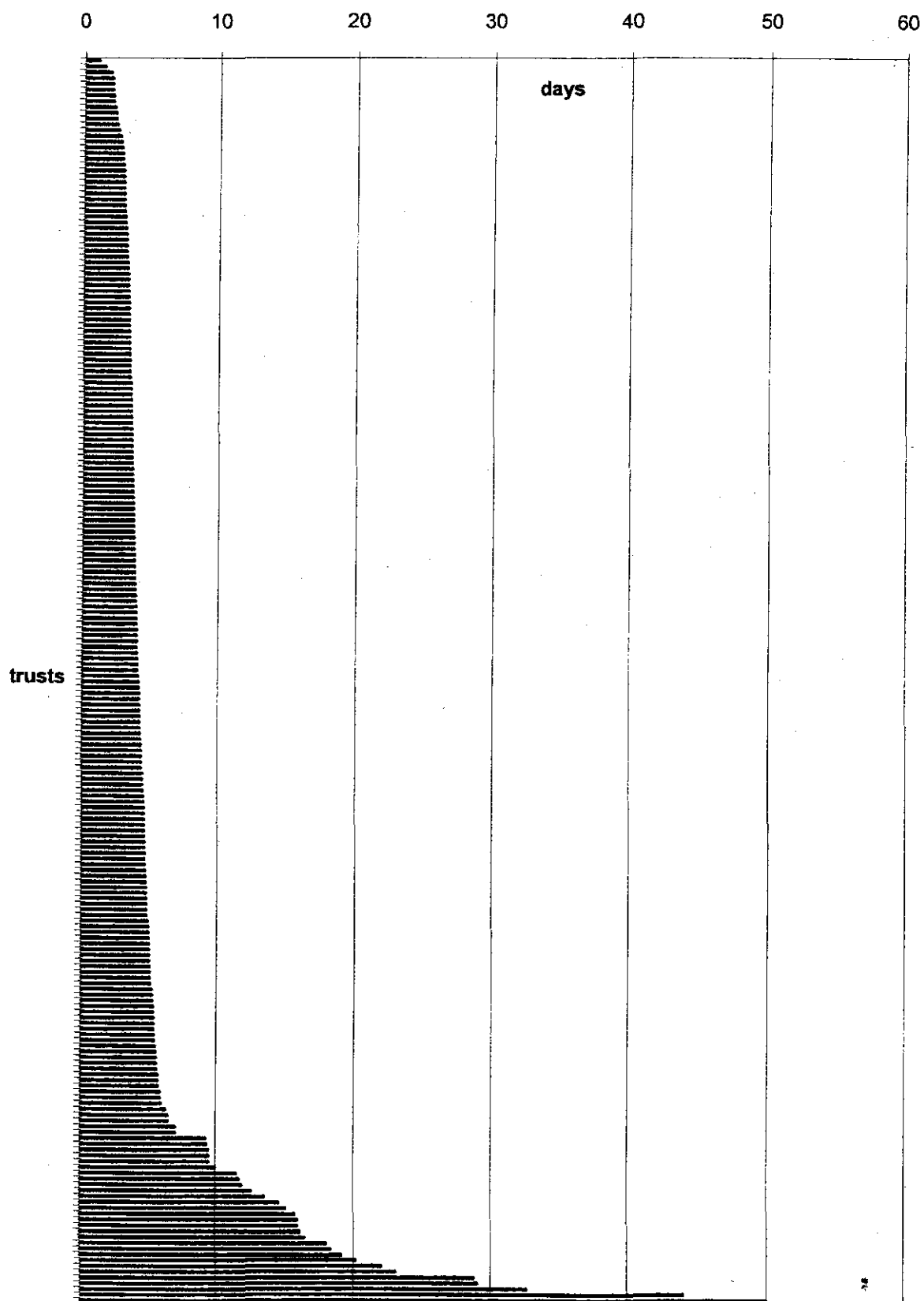
Source: HES 1999/2000



**Bladder cancer - England Trusts Mean Spell
duration**


Elective Inpatients

Source: HES 1999/2000



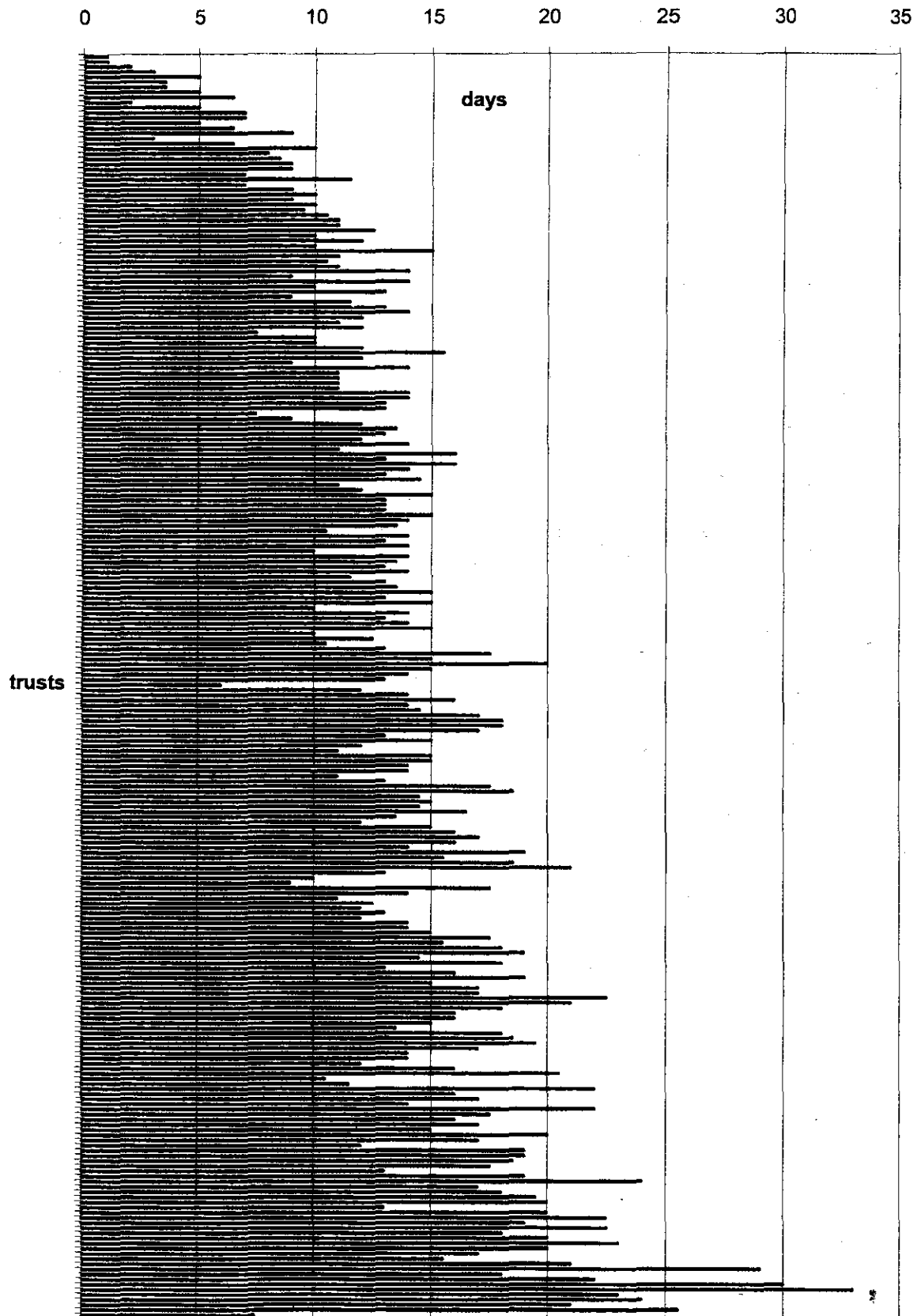
**Colon cancer - England Trusts Mean Spell
duration
Emergency inpatients (excluding one outlier of
112 days)**

Source: HES 1999/2000




Colon cancer - England Trusts Median Spell
duration


Emergency Inpatients
Source: HES 1999/2000



Colon cancer - Wales Trusts Mean Spell
duration Elective Inpatients
Source: PEDW 1999/2000

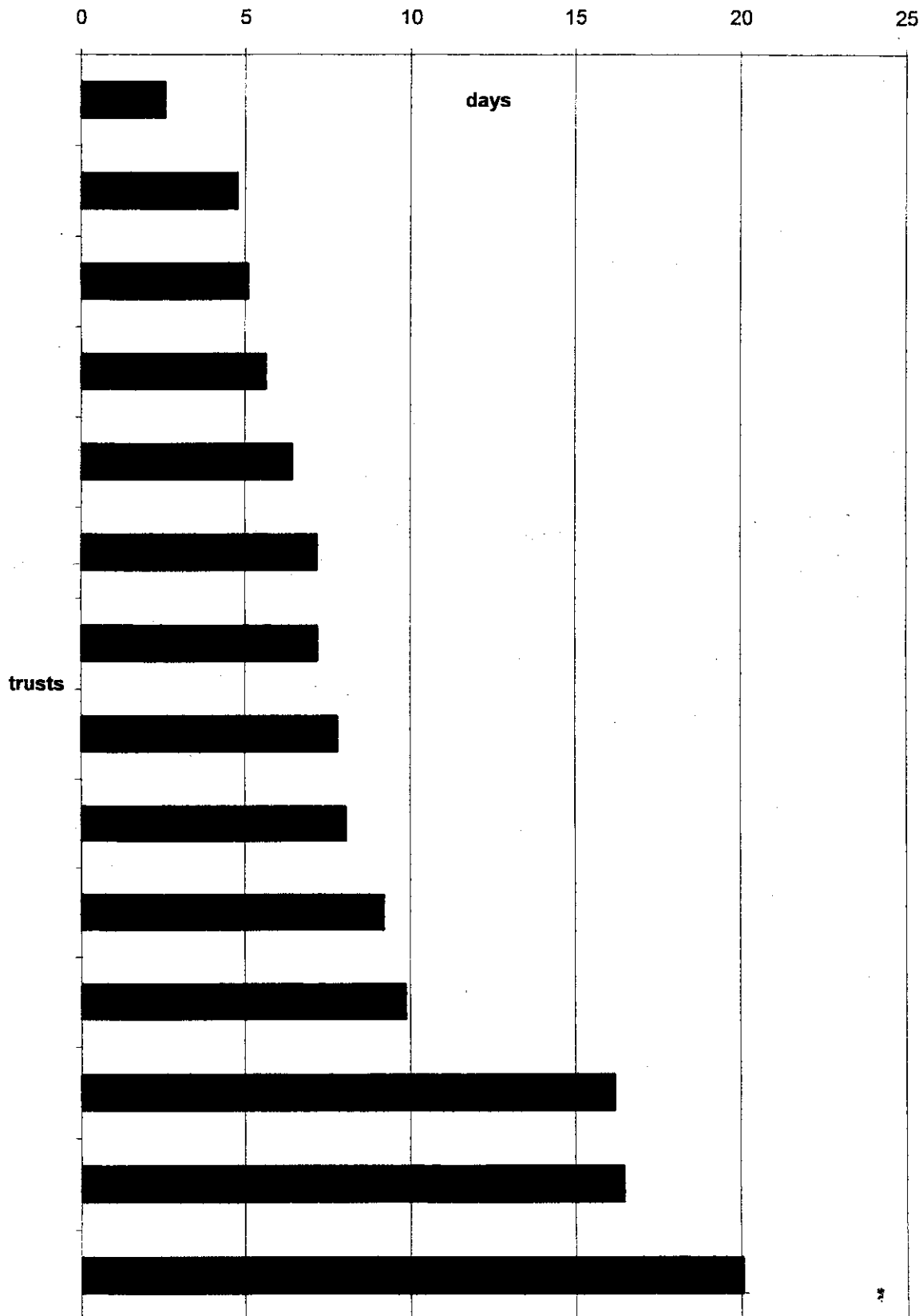


**Rectal cancer - Wales Trusts Mean Spell
duration Elective Inpatients**
Source: PEDW 1999/2000




**Lung (including trachea and bronchus) cancer -
Wales Trusts Mean Spell duration Elective
Inpatients**


Source: PEDW 1999/2000




**Breast cancer - Wales Trusts Mean Spell
duration Elective Inpatients**
Source: PEDW 1999/2000



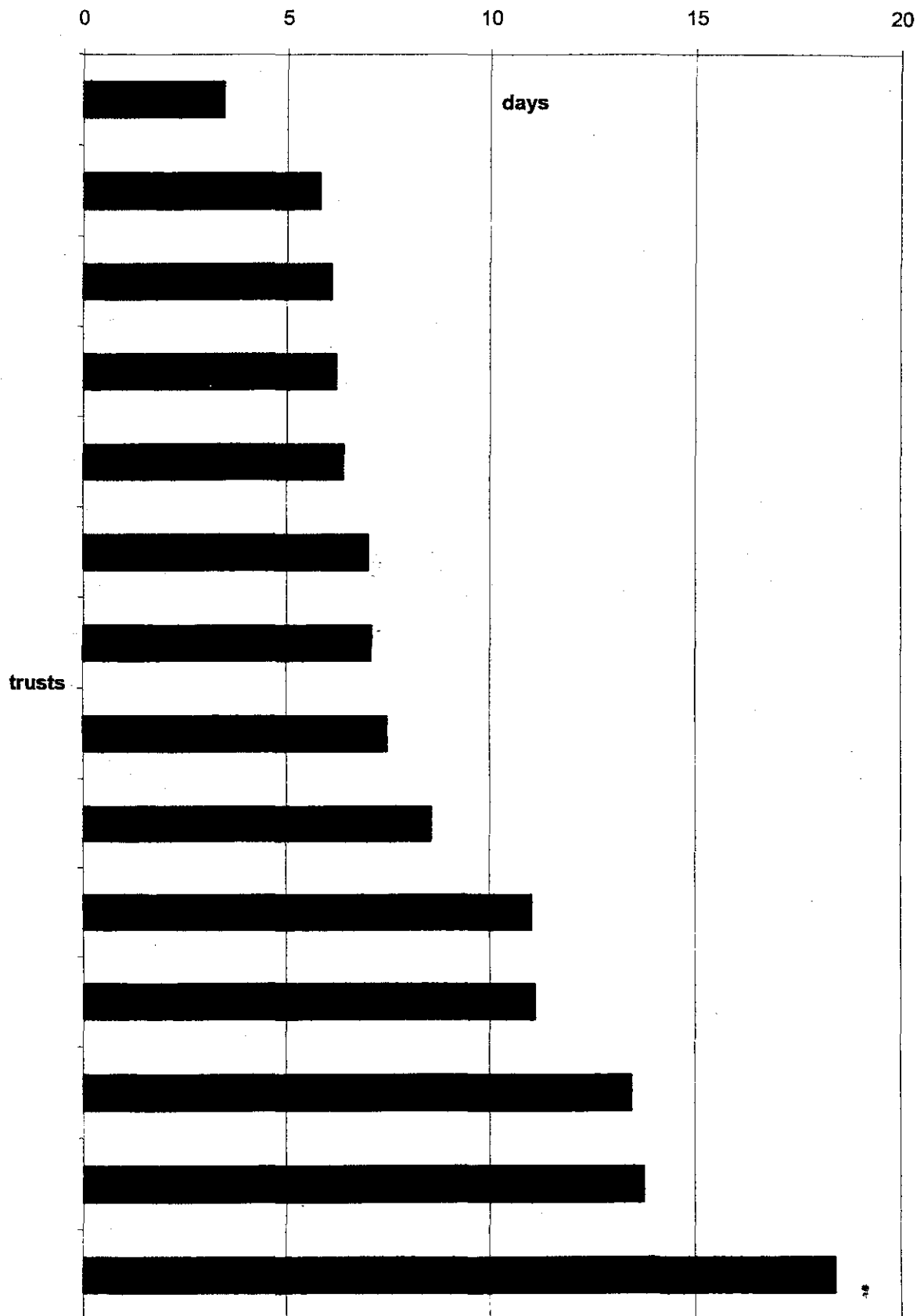
**Cervical cancer - Wales Trusts Mean Spell
duration Elective Inpatients**
Source: PEDW 1999/2000




**Uterine cancer - Wales Trusts Mean Spell
duration Elective Inpatients**
Source: PEDW 1999/2000




Ovarian cancer - Wales Trusts Mean Spell
duration Elective Inpatients
Source: PEDW 1999/2000



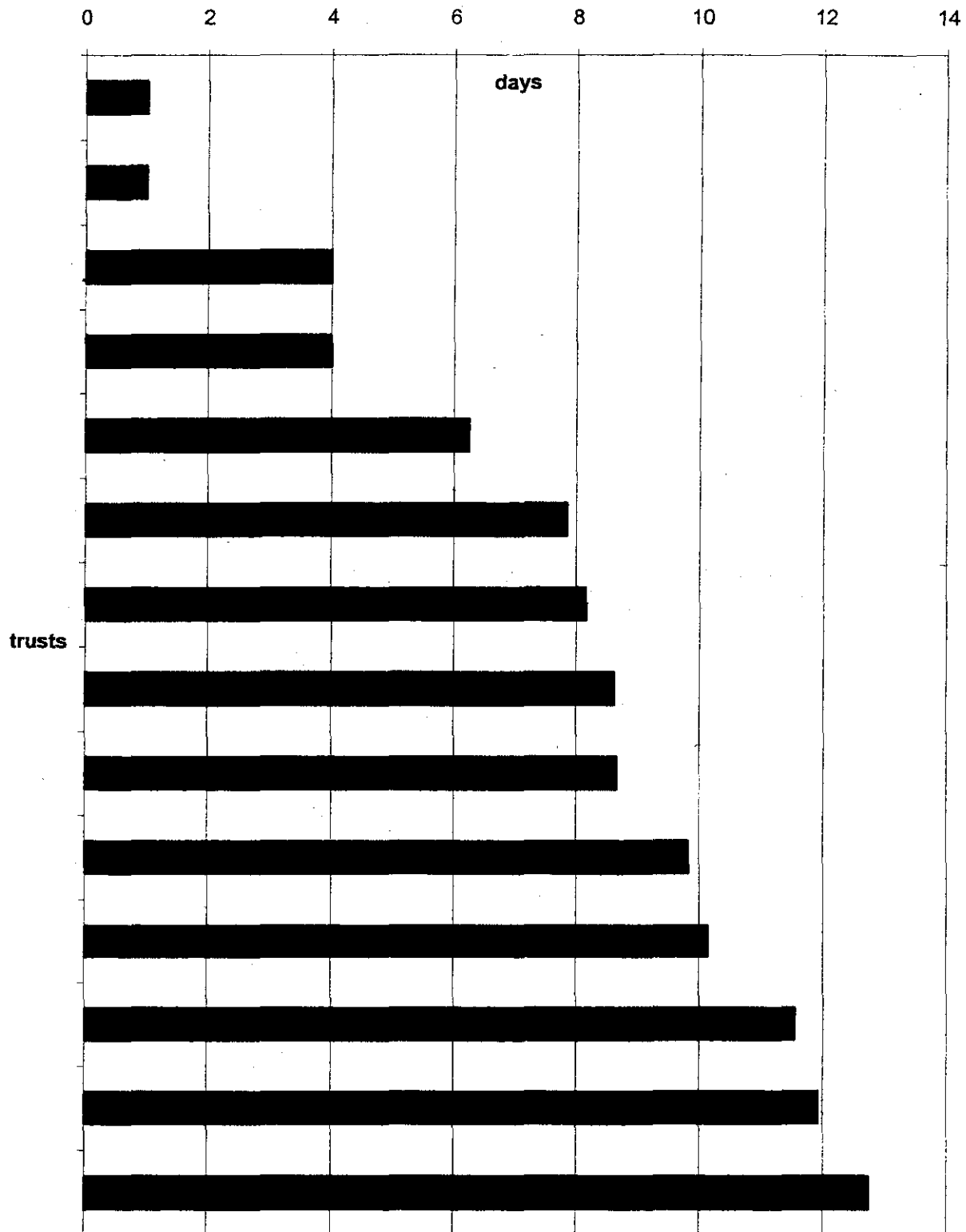
Prostate cancer - Wales Trusts Mean Spell
duration Elective Inpatients
Source: PEDW 1999/2000




**Testis cancer - Wales Trusts Mean Spell
duration Elective Inpatients**
Source: PEDW 1999/2000



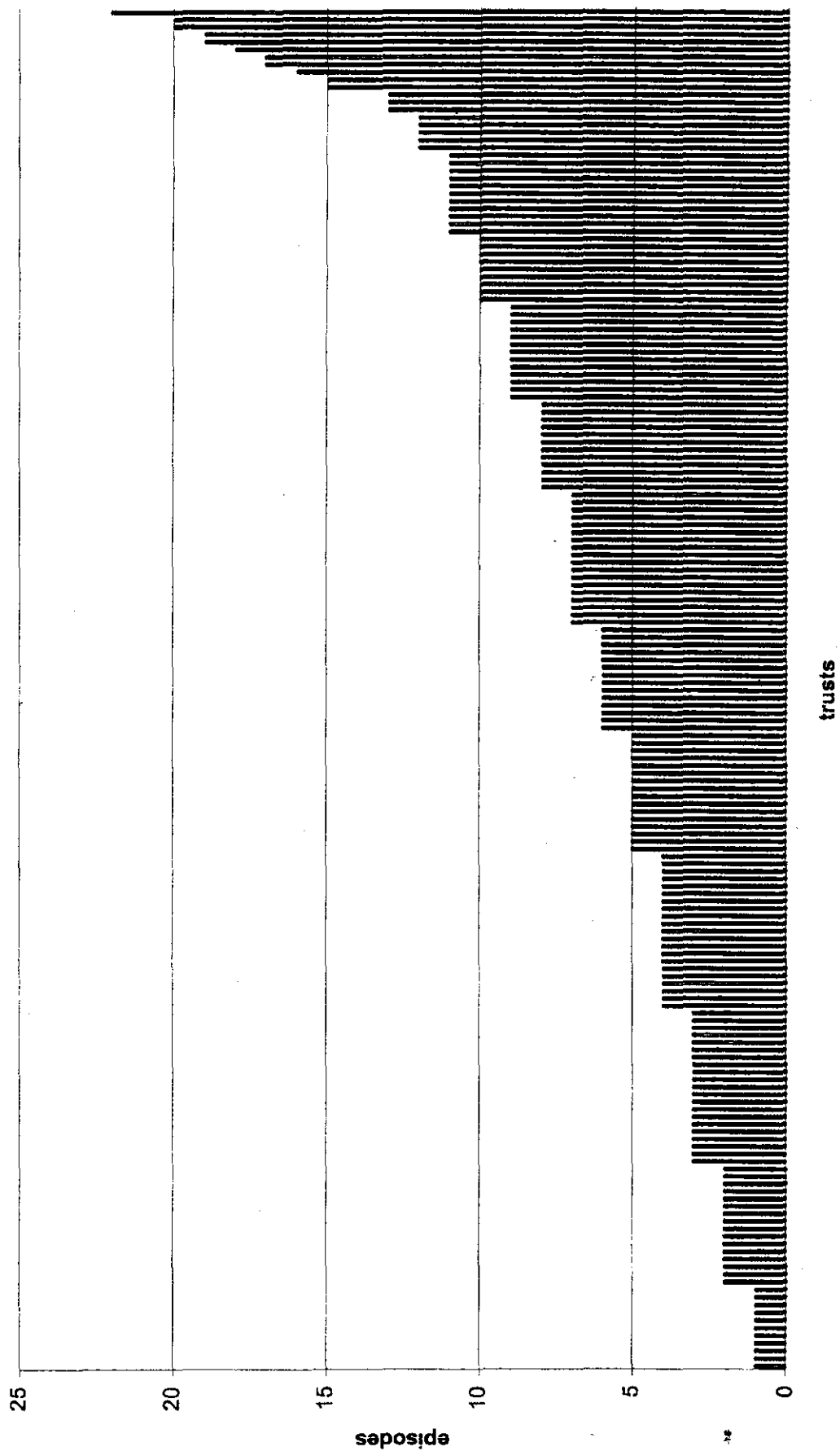
**Kidney cancer - Wales Trusts Mean Spell
duration Elective Inpatients**
Source: PEDW 1999/2000



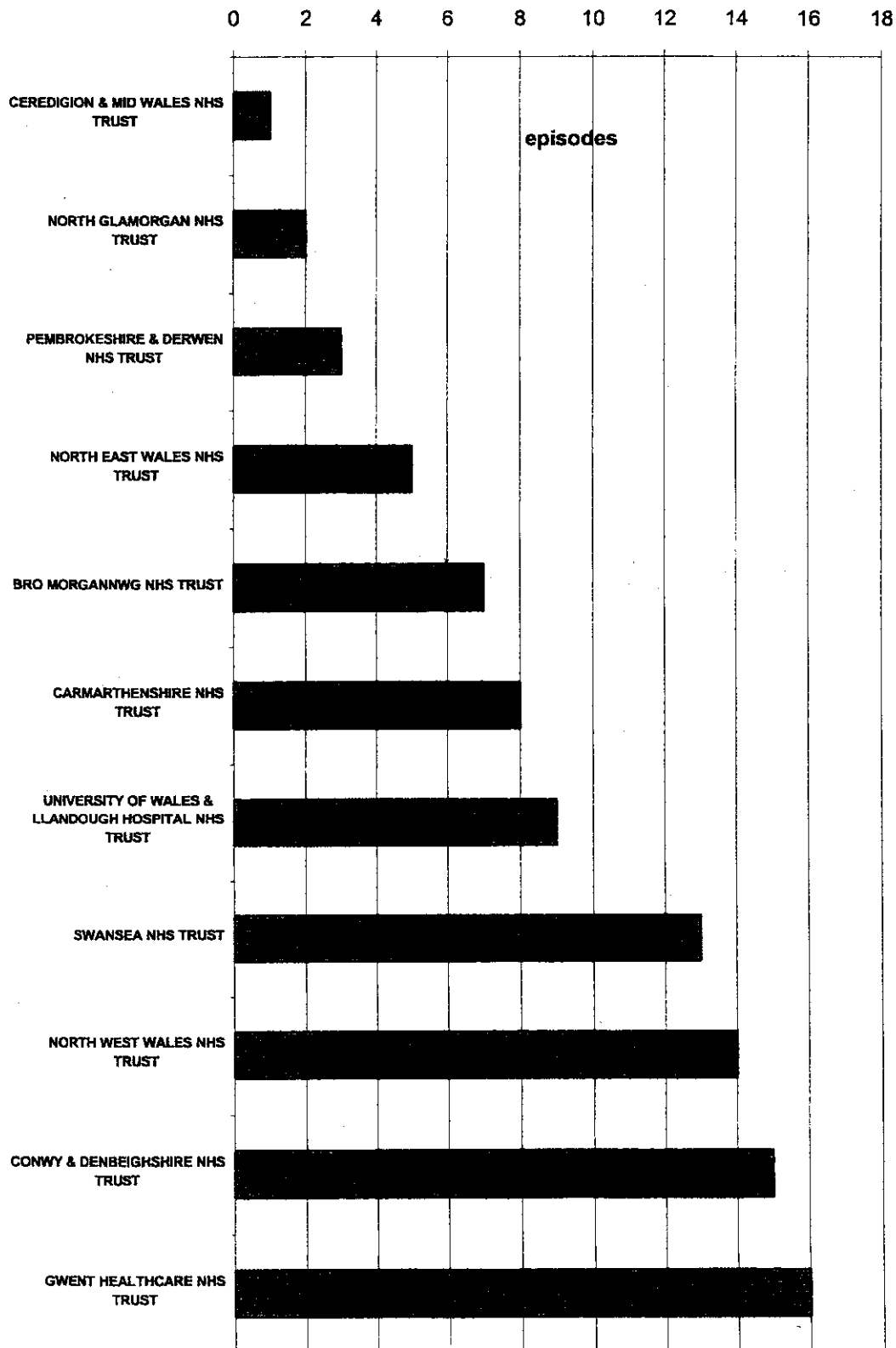
**Bladder cancer - Wales Trusts Mean Spell
duration Elective Inpatients**
Source: PEDW 1999/2000



Colorectal cancer in England trusts - H06 Extended excision of right hemicolon
 Source: HES 1999/2000



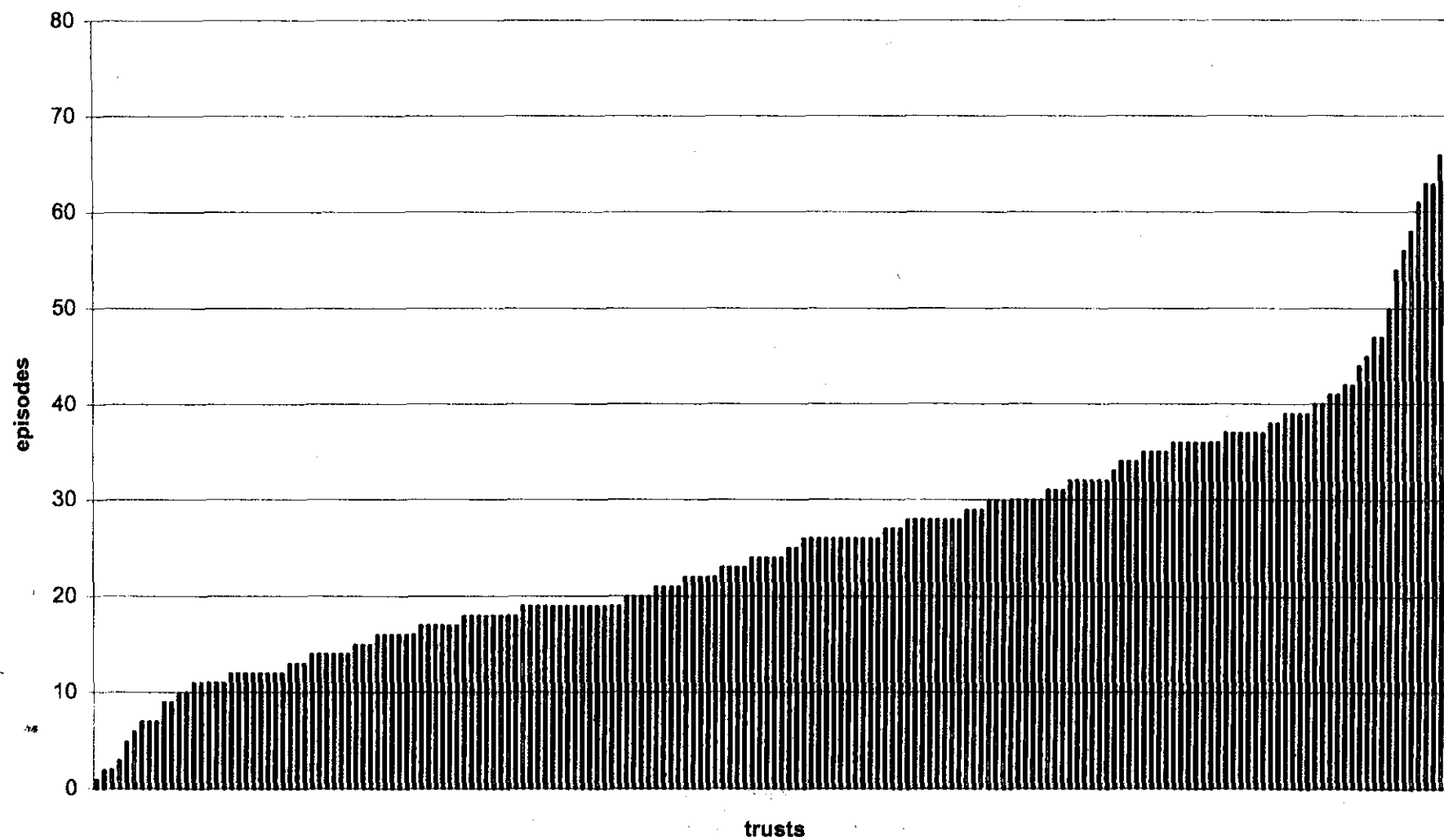
Colorectal cancer in Wales trusts - H06
Extended excision of right hemicolan
Source PEDW: 1999/2000




Colorectal cancer in England trusts - H07 Other excision of right hemicolon

Source: HES 1999/2000

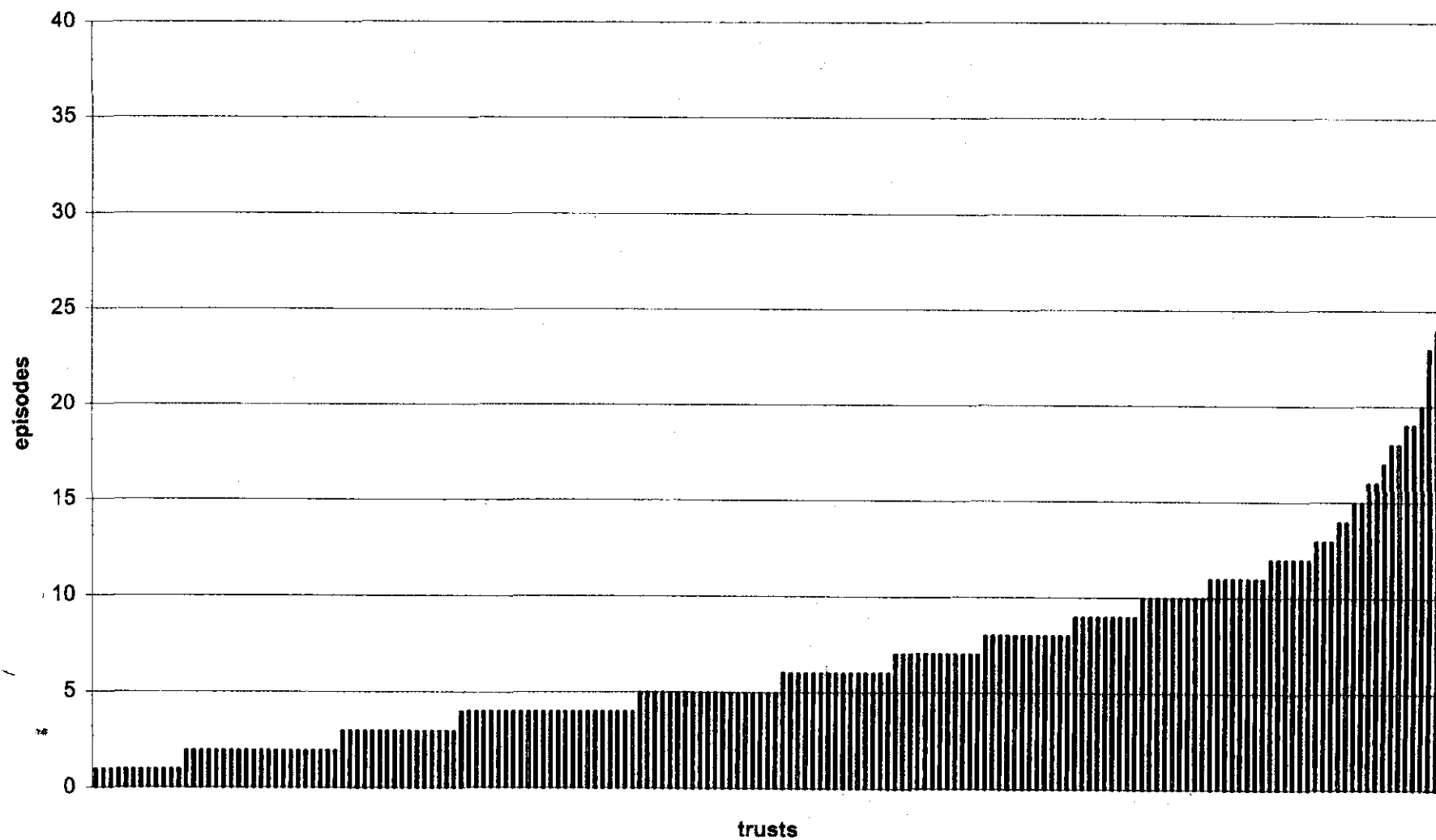
A100



Colorectal cancer in Wales trusts - H07
Other excision of right hemicolon
Source PEDW: 1999/2000




Colorectal cancer in England trusts - H09 Excision of left hemicolon
Source: HES 1999/2000



Colorectal cancer in Wales trusts - H09

Excision of left hemicolon

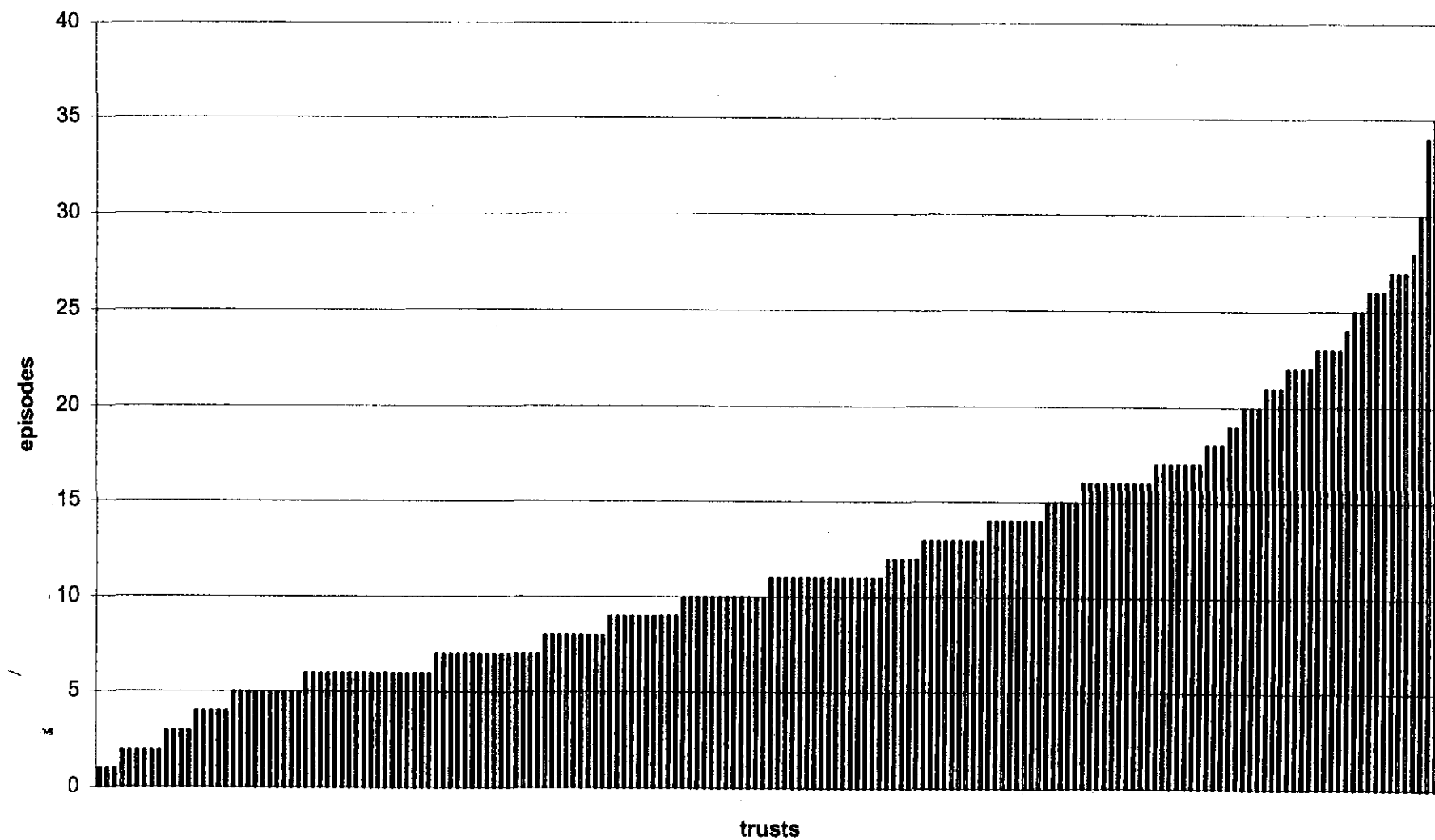
Source PEDW: 1999/2000



Colorectal cancer in England trusts - H10 Excision of sigmoid colon

Source: HES 1999/2000


A104



Colorectal cancer in Wales trusts - H10

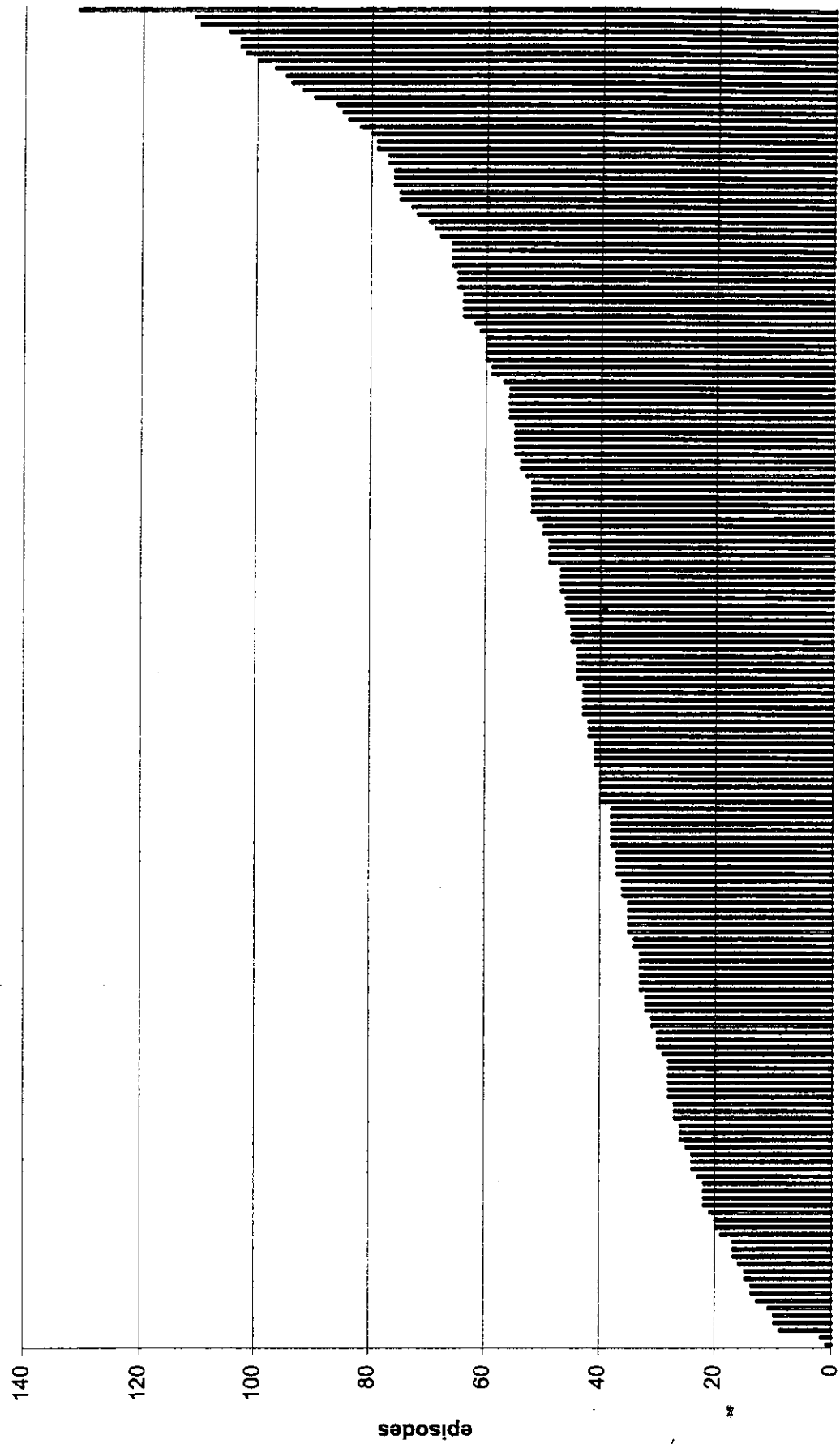
Excision of sigmoid colon

Source PEDW: 1999/2000



Colorectal cancer in England trusts - H33 Excision of rectum


Source: HES 1999/2000



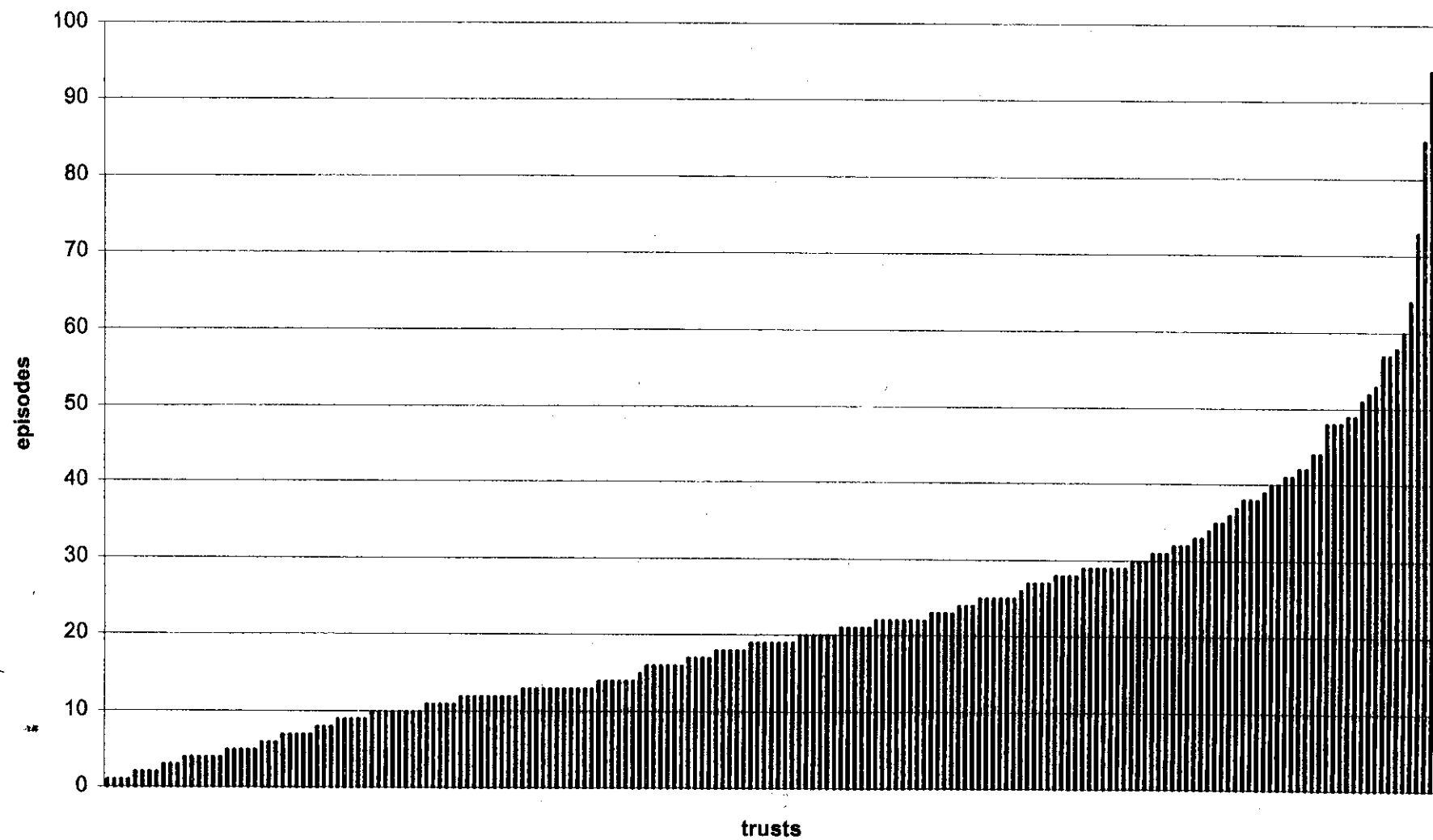
Colorectal cancer in Wales trusts - H33

Excision of rectum

Source PEDW: 1999/2000

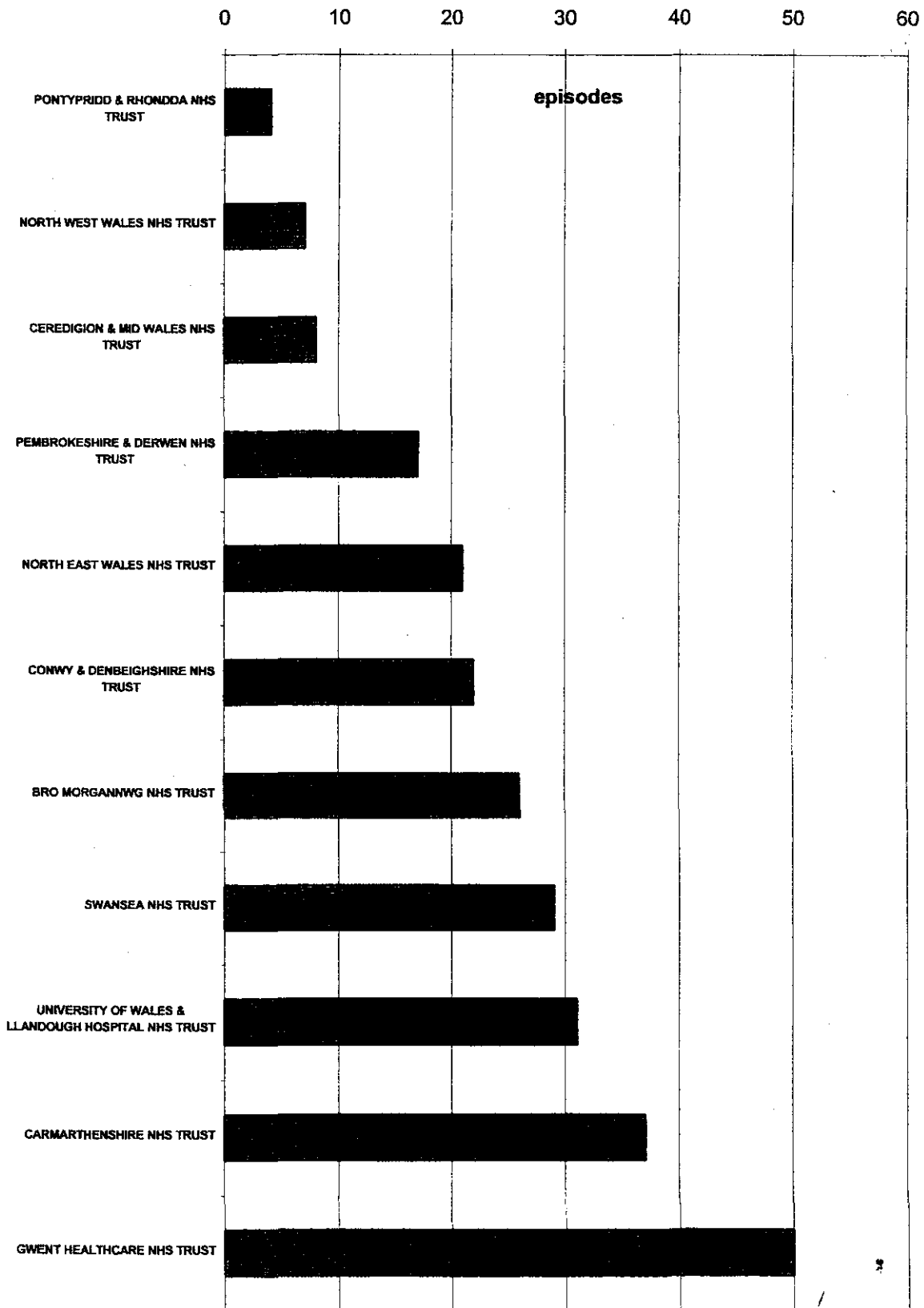


Colorectal cancer in England trusts - H22 Diagnostic endoscopic examination of colon
Source: HES 1999/2000



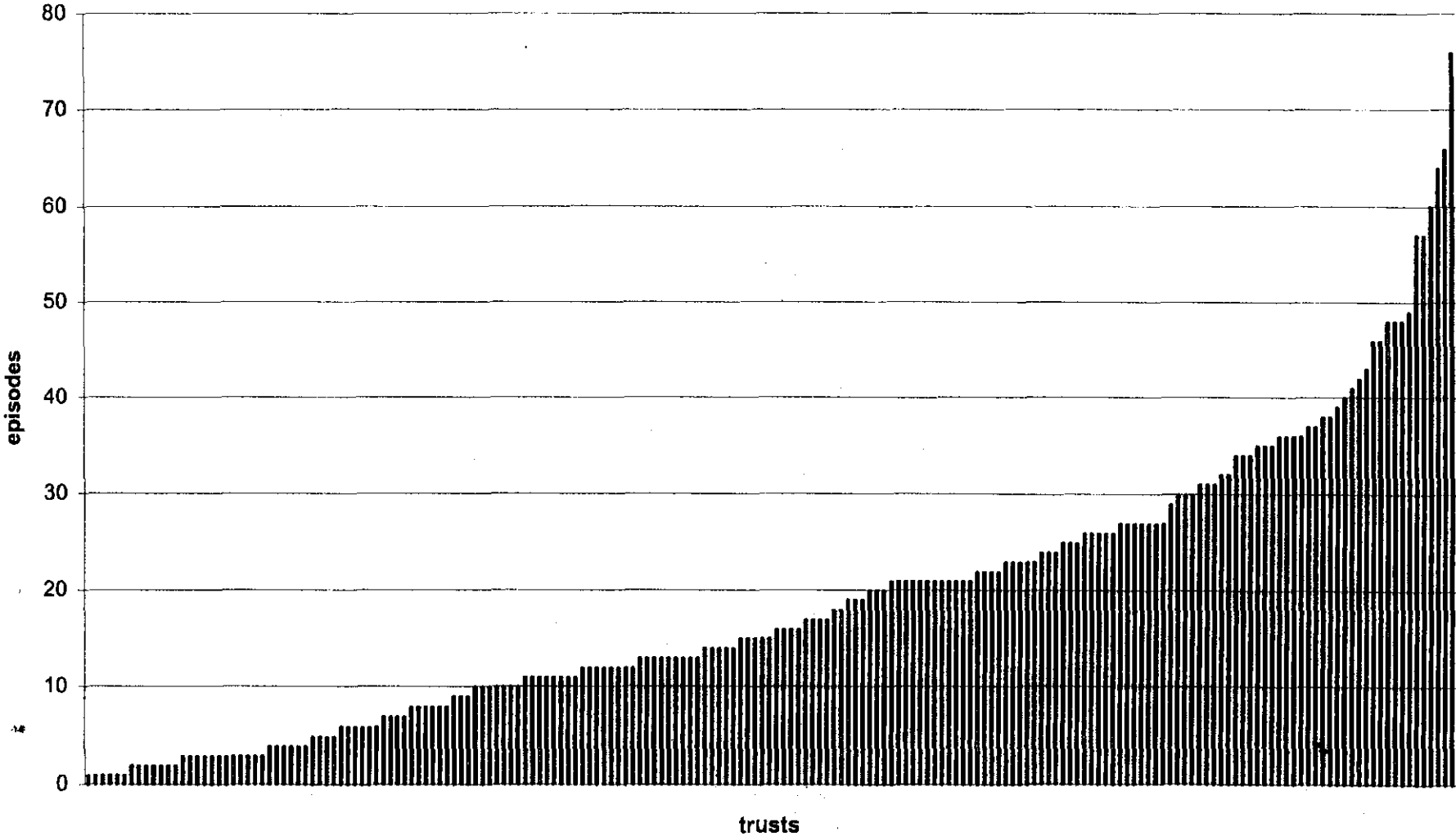
Colorectal cancer in Wales trusts - H22
Diagnostic endoscopic examination of
colon

Source PEDW: 1999/2000



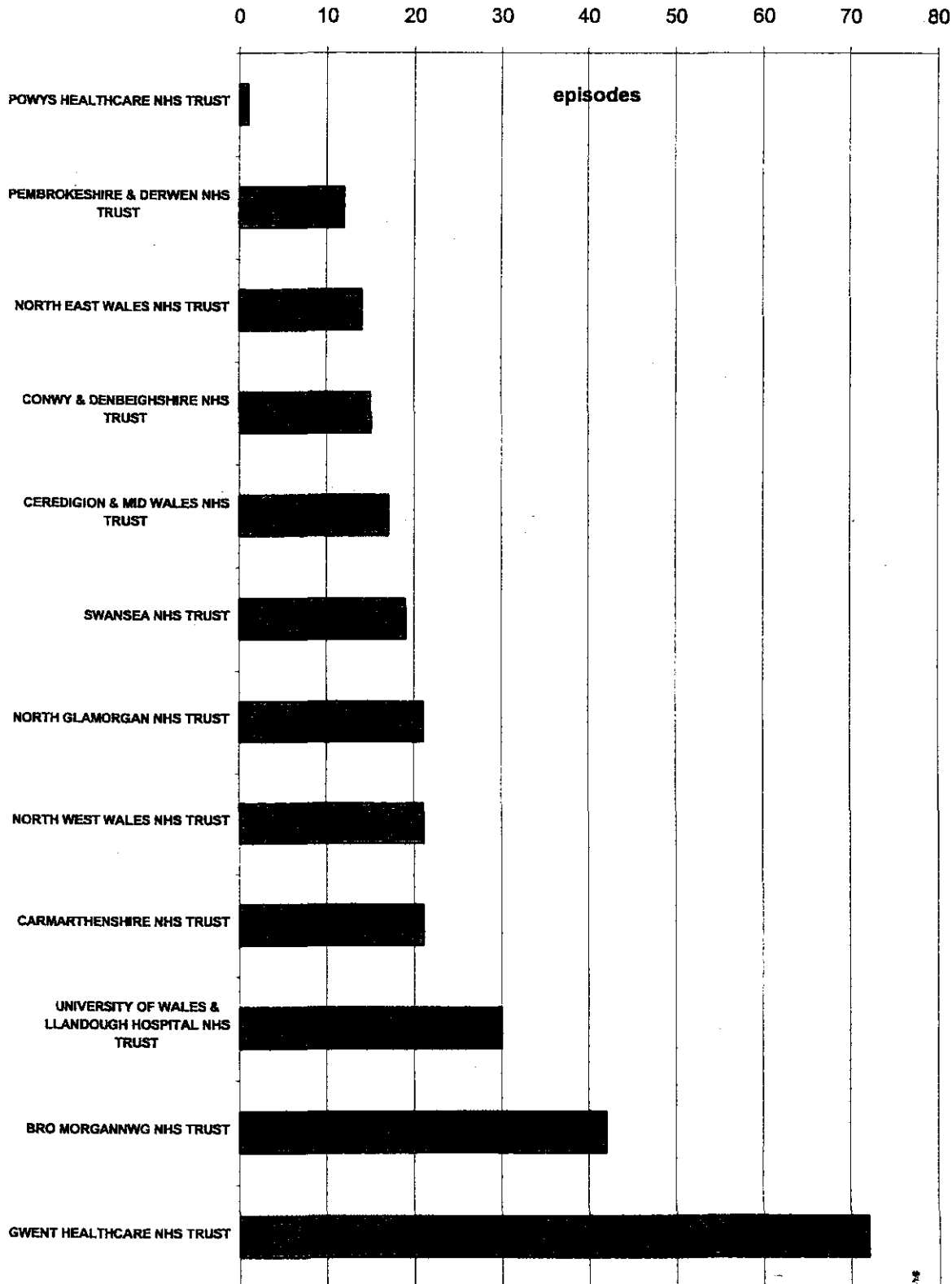
**Colorectal cancer in England trusts - H25 Diagnostic endoscopic examination of lower bowel
using fiberoptic sigmoidoscope
Source: HES 1999/2000**

A110

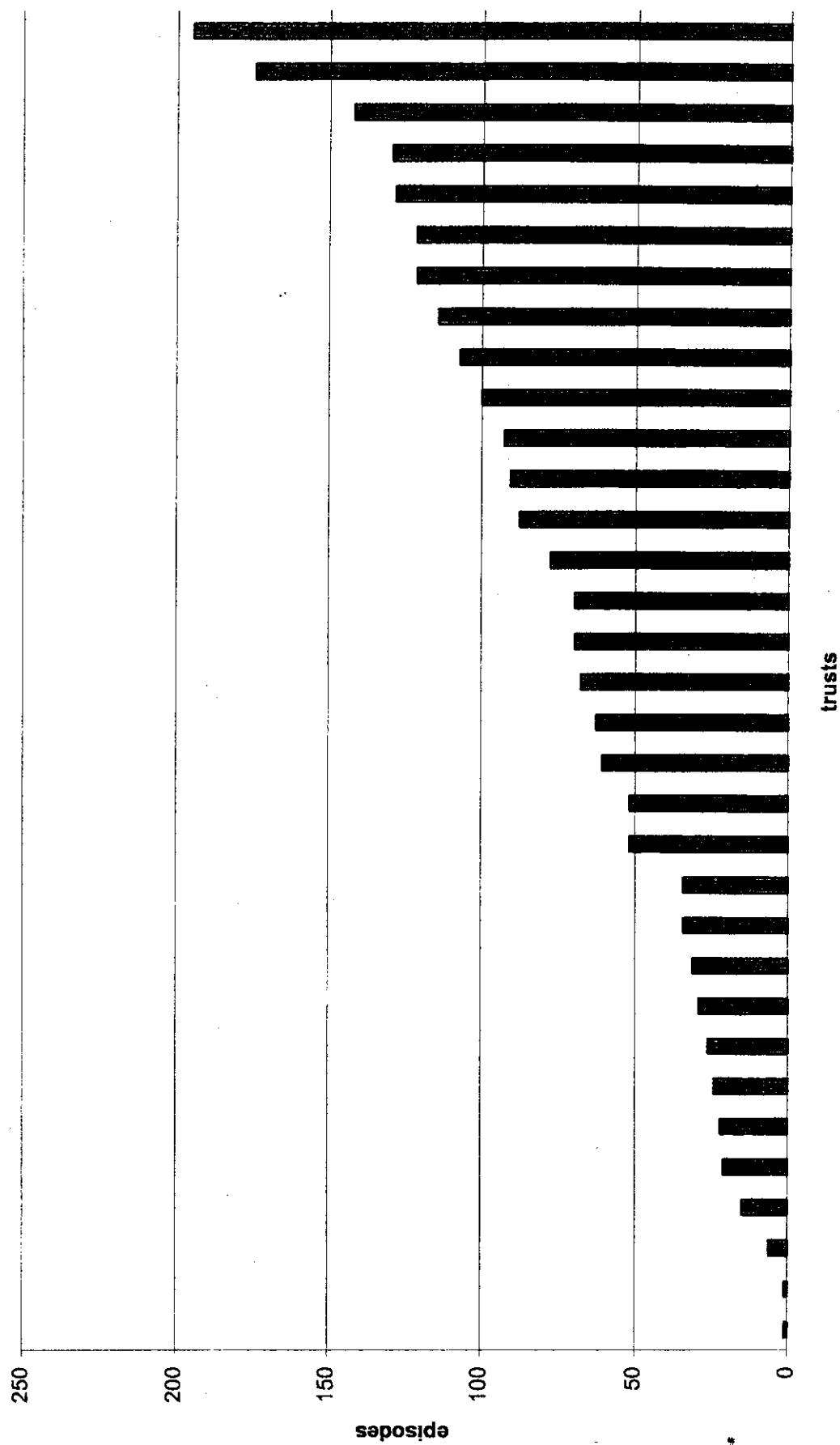


Colorectal cancer in Wales trusts - H25
Diagnostic endoscopic examination of
lower bowel using fiberoptic
sigmoidoscope


Source PEDW: 1999/2000



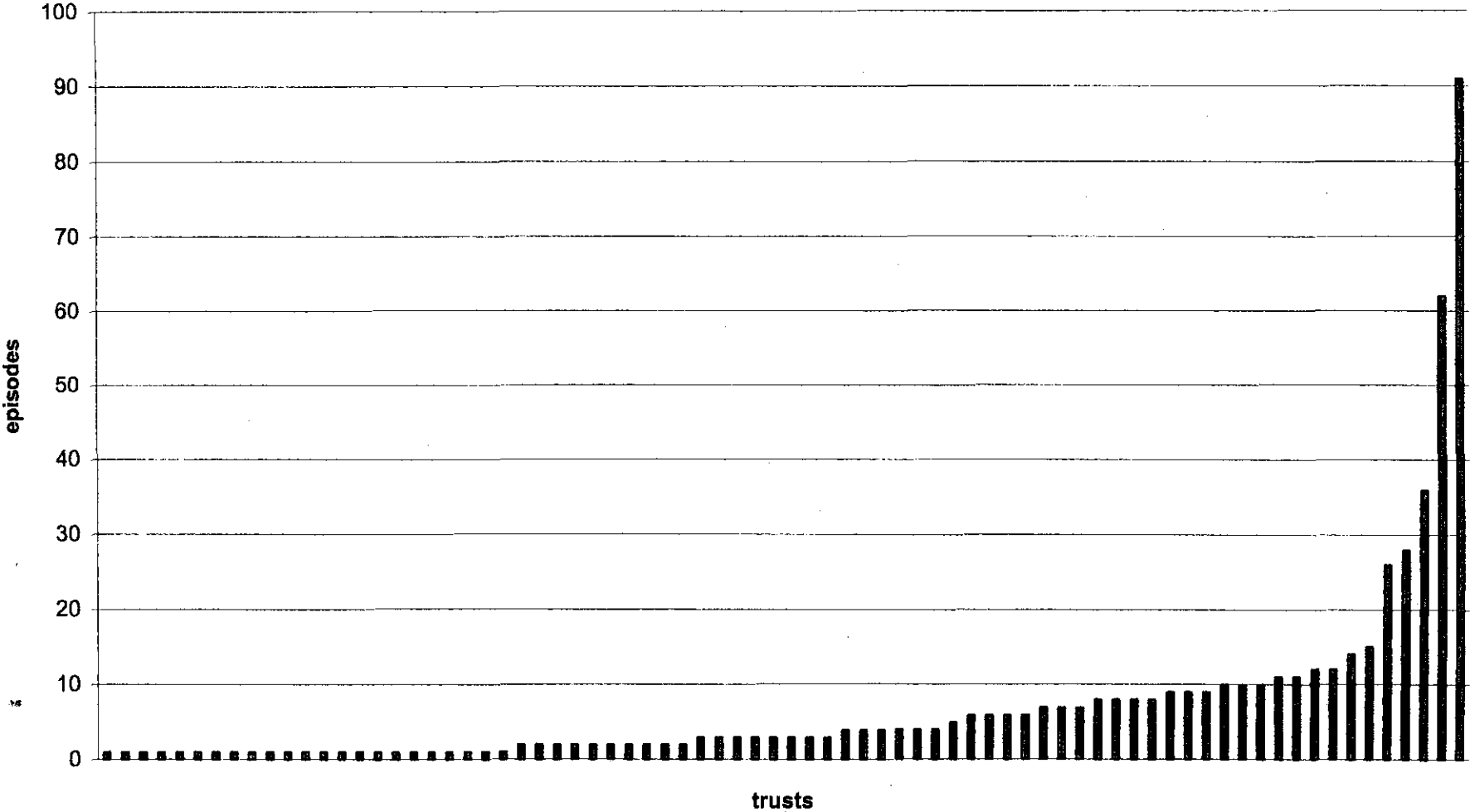
Lung, etc cancer in England trusts - E54 Excision of lung
Source: HES 1999/2000




Lung cancer in Wales trusts - E54
Excision of lung
Source PEDW: 1999/2000



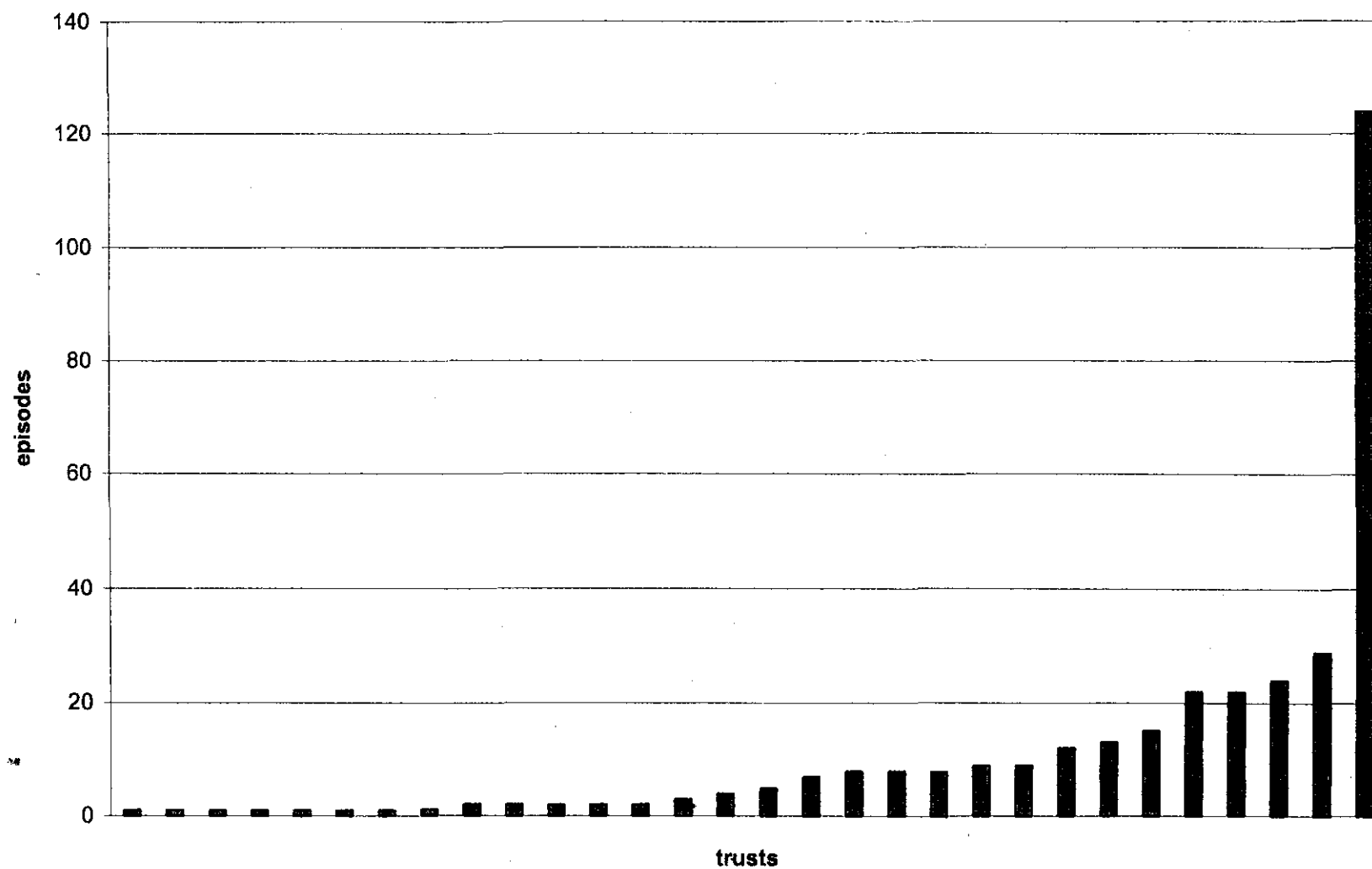
**Lung, etc cancer in England trusts - E48 Therapeutic fiberoptic endoscopic operations on
lower respiratory tract
Source: HES 1999/2000**




Lung cancer in Wales trusts - E48
Therapeutic fiberoptic endoscopic
operations on lower respiratory tract
Source PEDW: 1999/2000



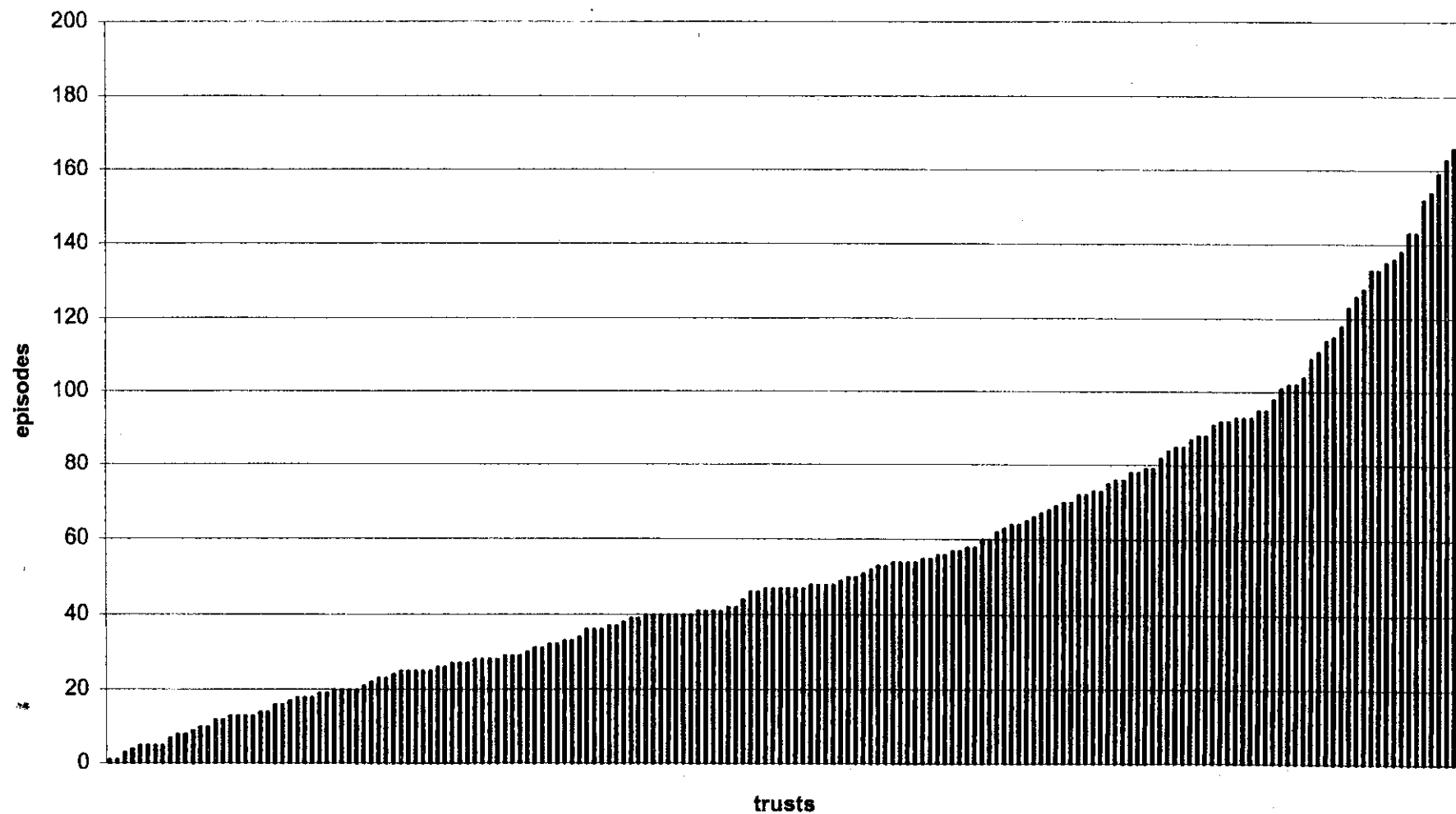
**Lung, etc cancer in England trusts - E50 Therapeutic endoscopic operations on lower
respiratory tract using rigid bronchoscope**
Source: HES 1999/2000



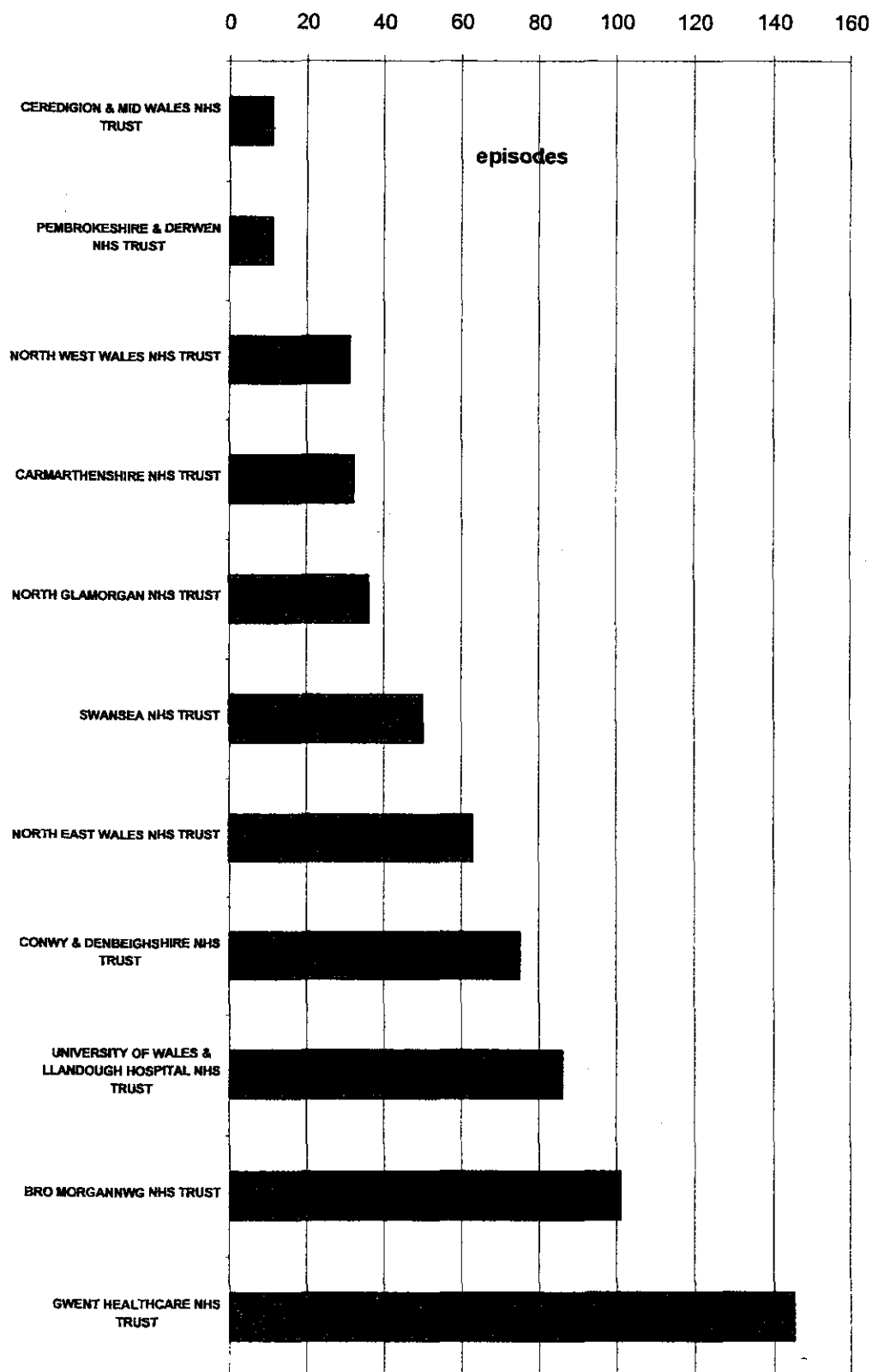
Lung cancer in Wales trusts - E50
Therapeutic endoscopic operations on
lower respiratory tract using rigid
bronchoscope
Source PEDW: 1999/2000



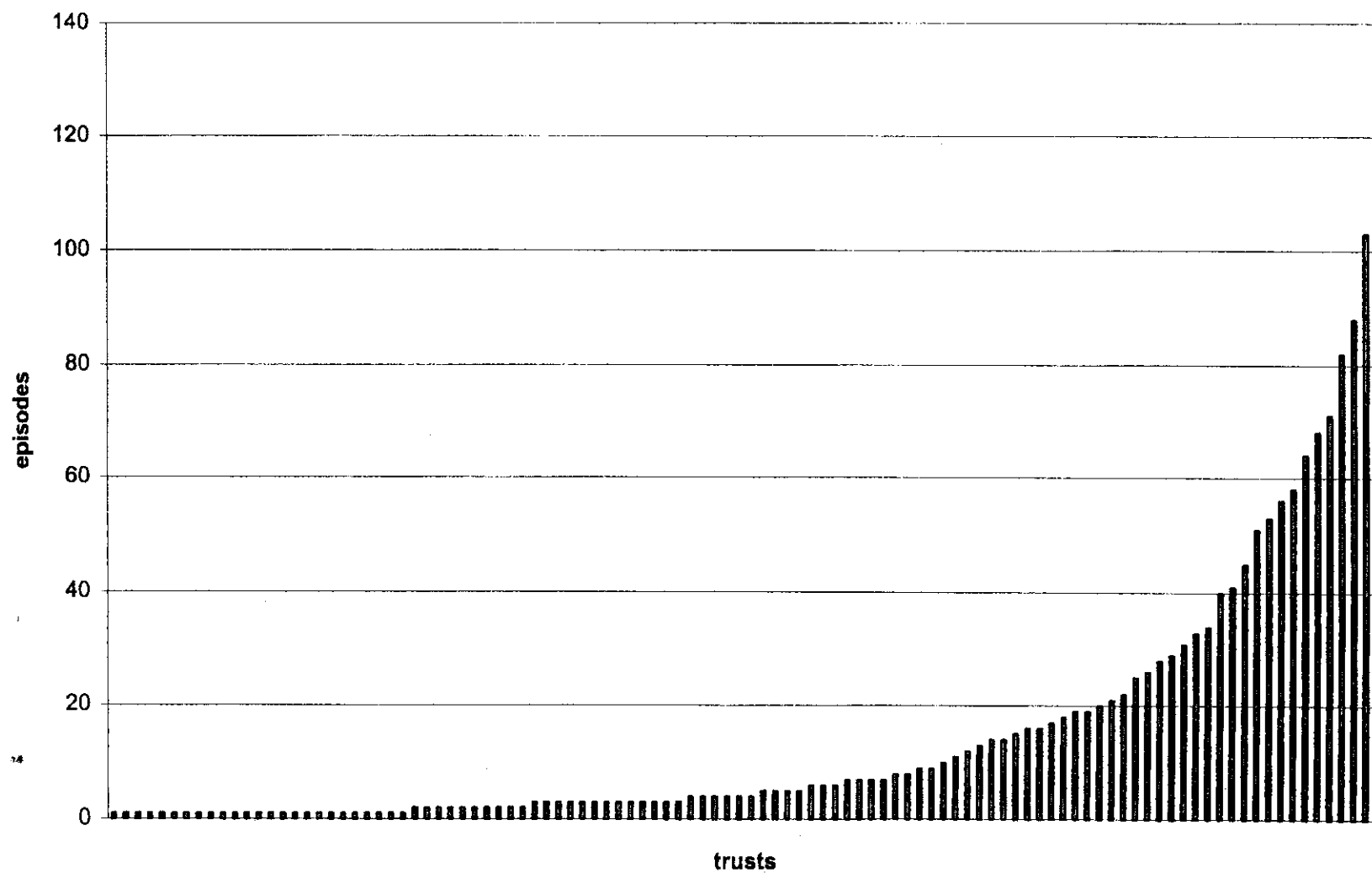
Lung, etc cancer in England trusts - E49 Diagnostic fiberoptic endoscopic examinations of lower respiratory tract
Source: HES 1999/2000



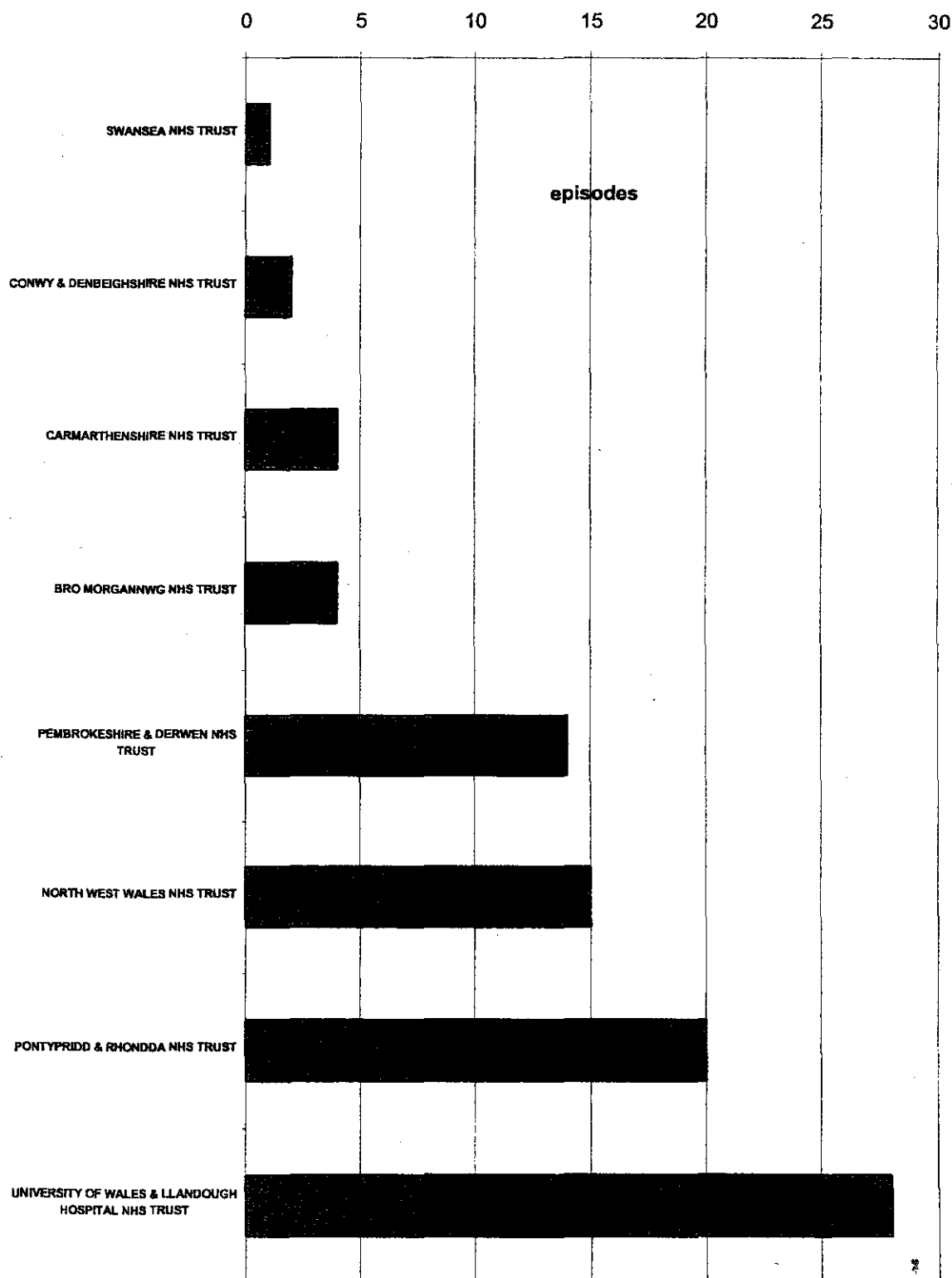
Lung cancer in Wales trusts - E49
Diagnostic fibreoptic endoscopic
examination of lower respiratory tract
Source PEDW: 1999/2000



Lung, etc cancer in England trusts - E51 Diagnostic endoscopic examination of lower respiratory tract using rigid bronchoscope

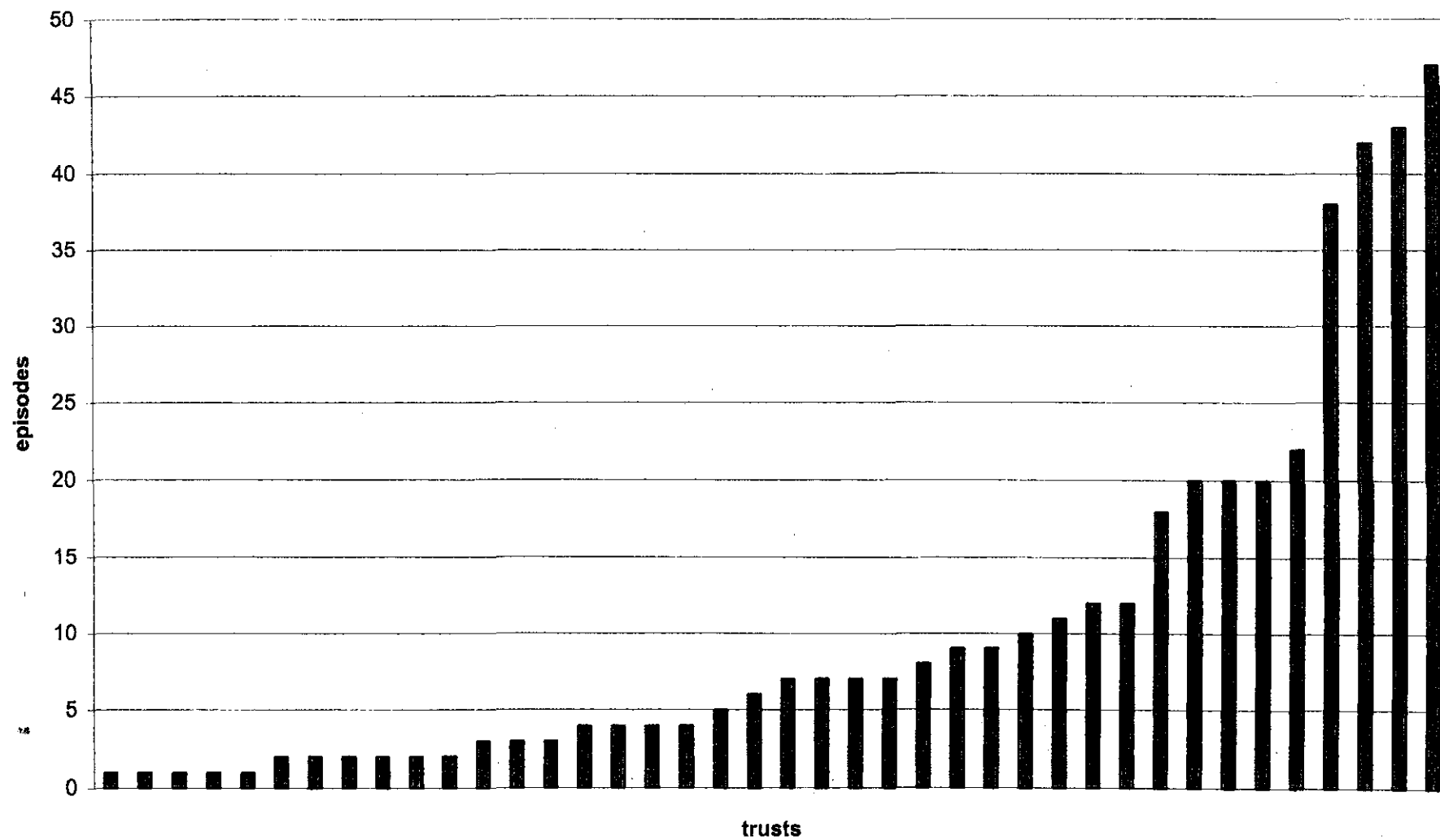


Lung cancer in Wales trusts - E51
Diagnostic endoscopic examination of
lower respiratory tract using rigid
bronchoscope
Source PEDW: 1999/2000




Lung, etc cancer in England trusts - E63 Diagnostic endoscopic examination of medistinum

Source: HES 1999/2000

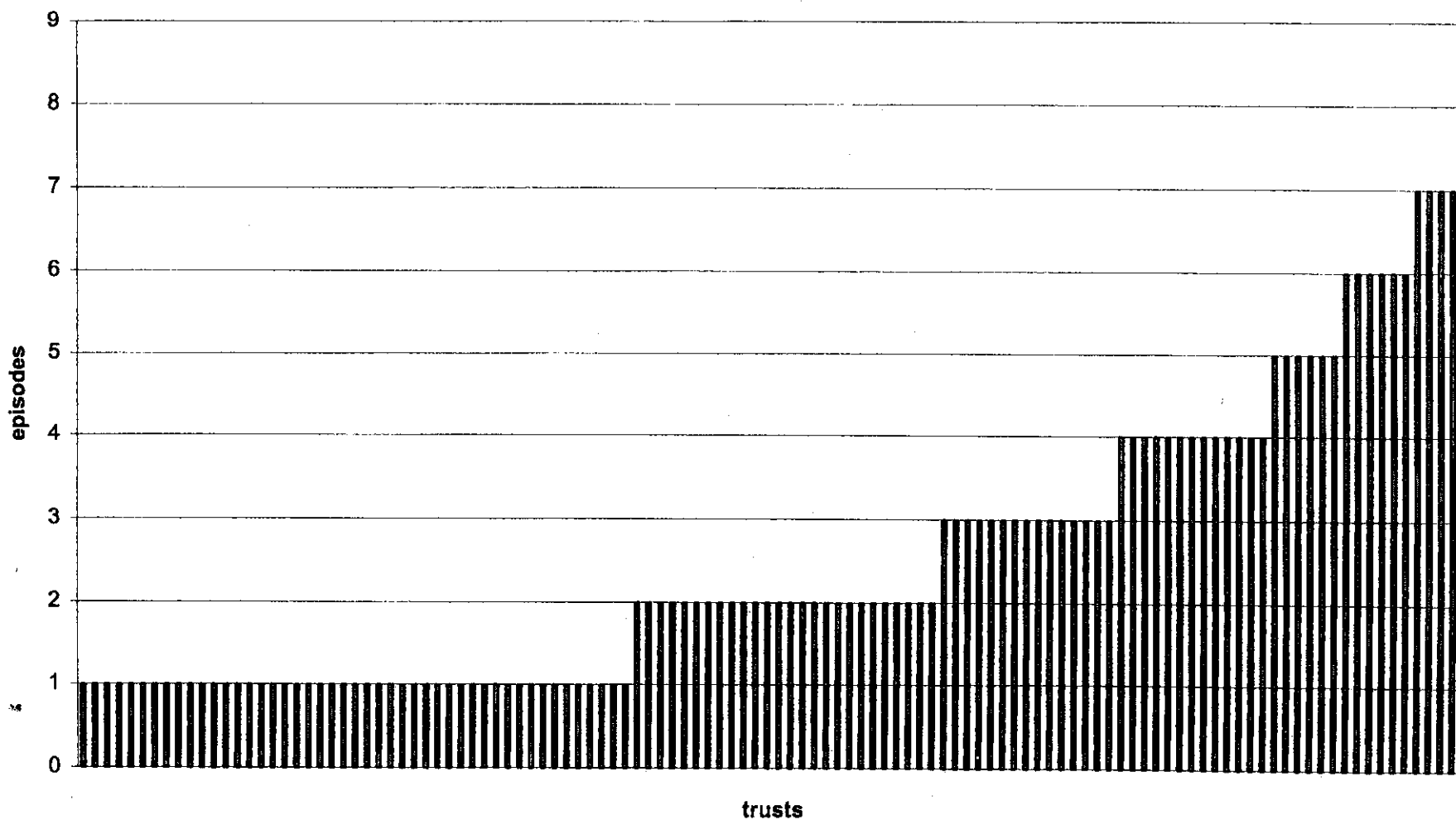


Lung cancer in Wales trusts - E63
Diagnostic endoscopic examination of
mediastinum


Source PEDW: 1999/2000



Lung, etc cancer in England trusts - G45 Diagnostic fibroptic endoscopic examination of
upper gastrointestinal tract
Source: HES 1999/2000

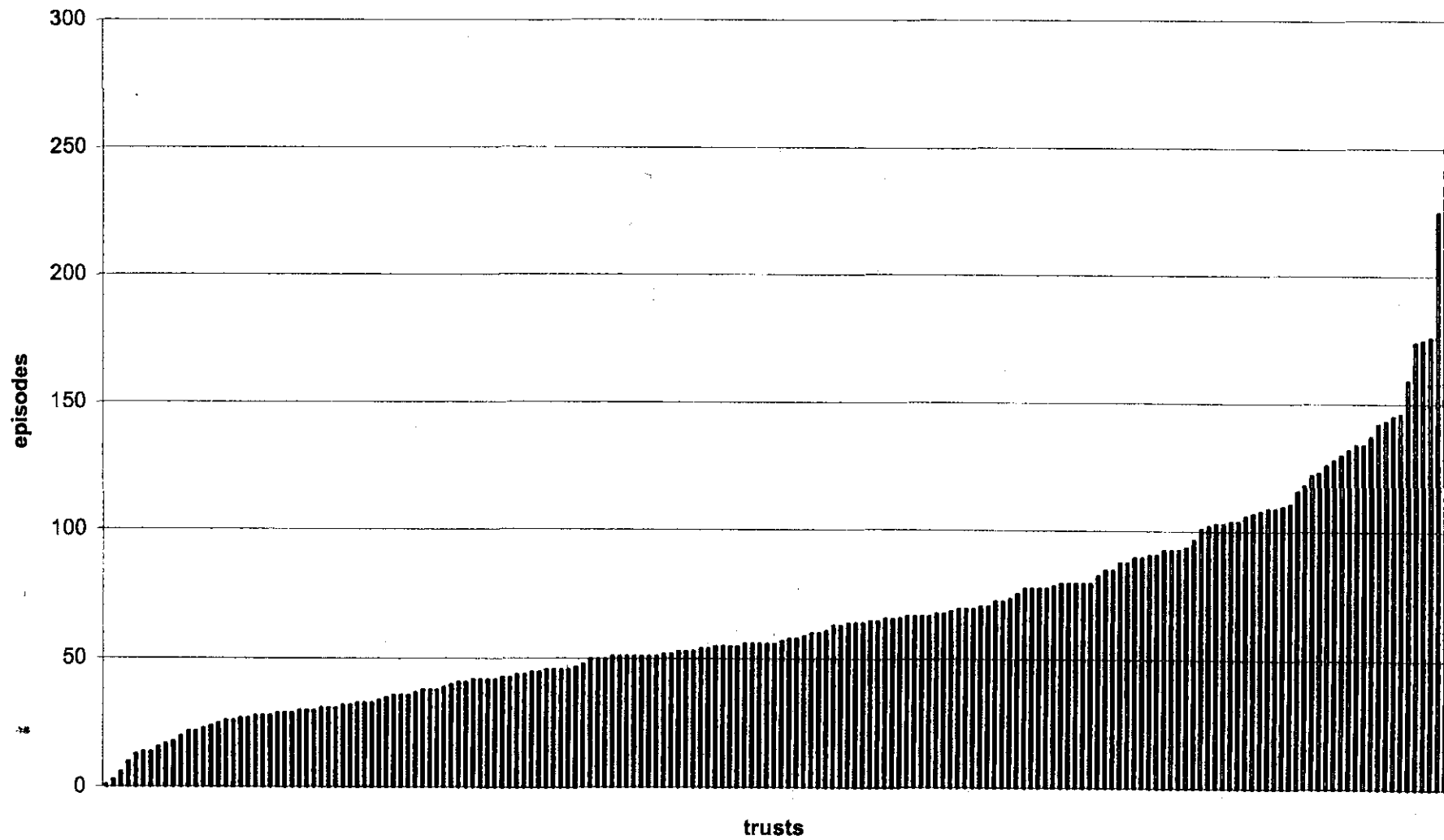


Lung cancer in Wales trusts - G45
Diagnostic fiberoptic endoscopic
examination of upper gastrointestinal
tract
Source PEDW: 1999/2000



Breast cancer in England trusts - B27 Total excision of breast

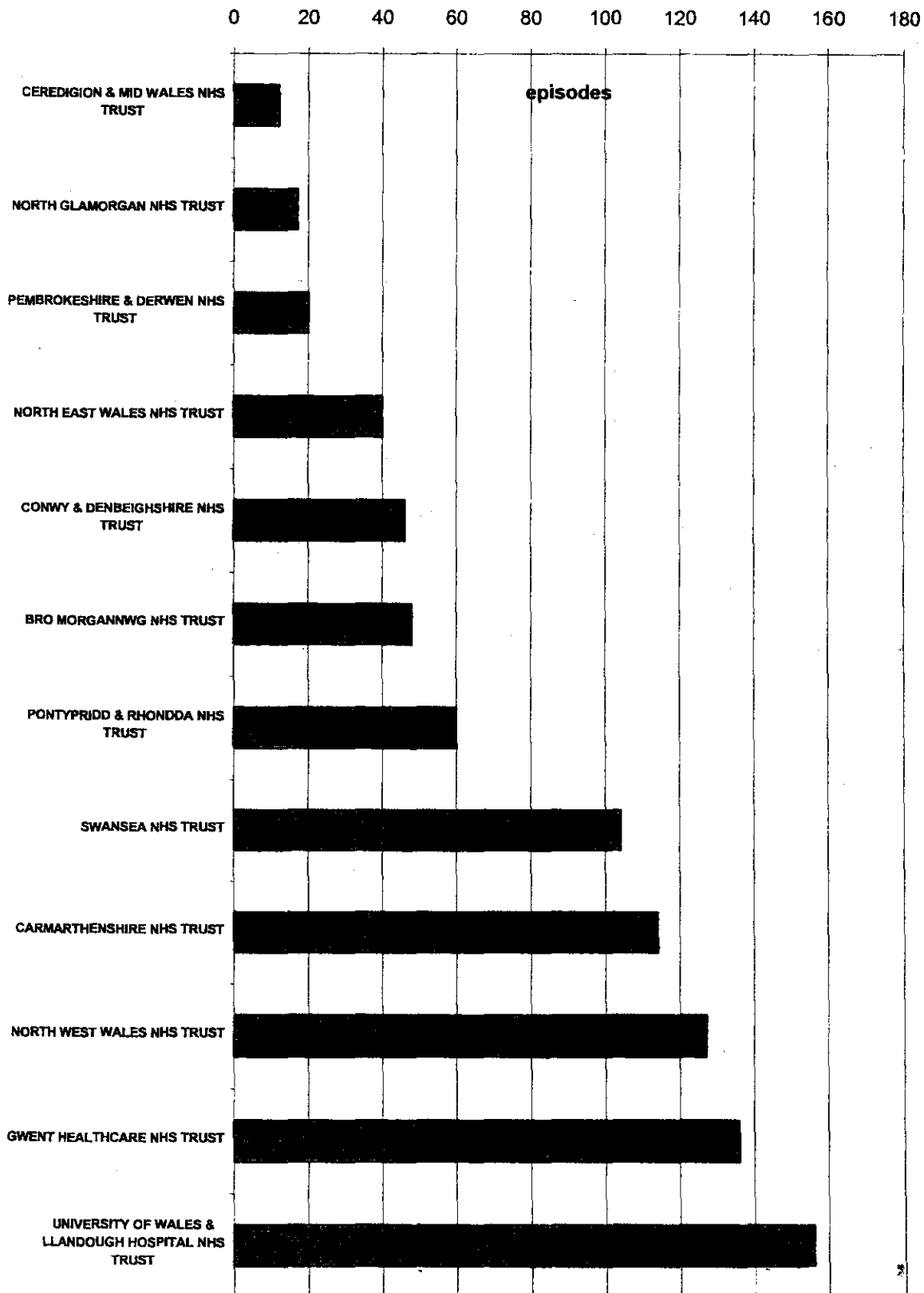
Source: HES 1999/2000



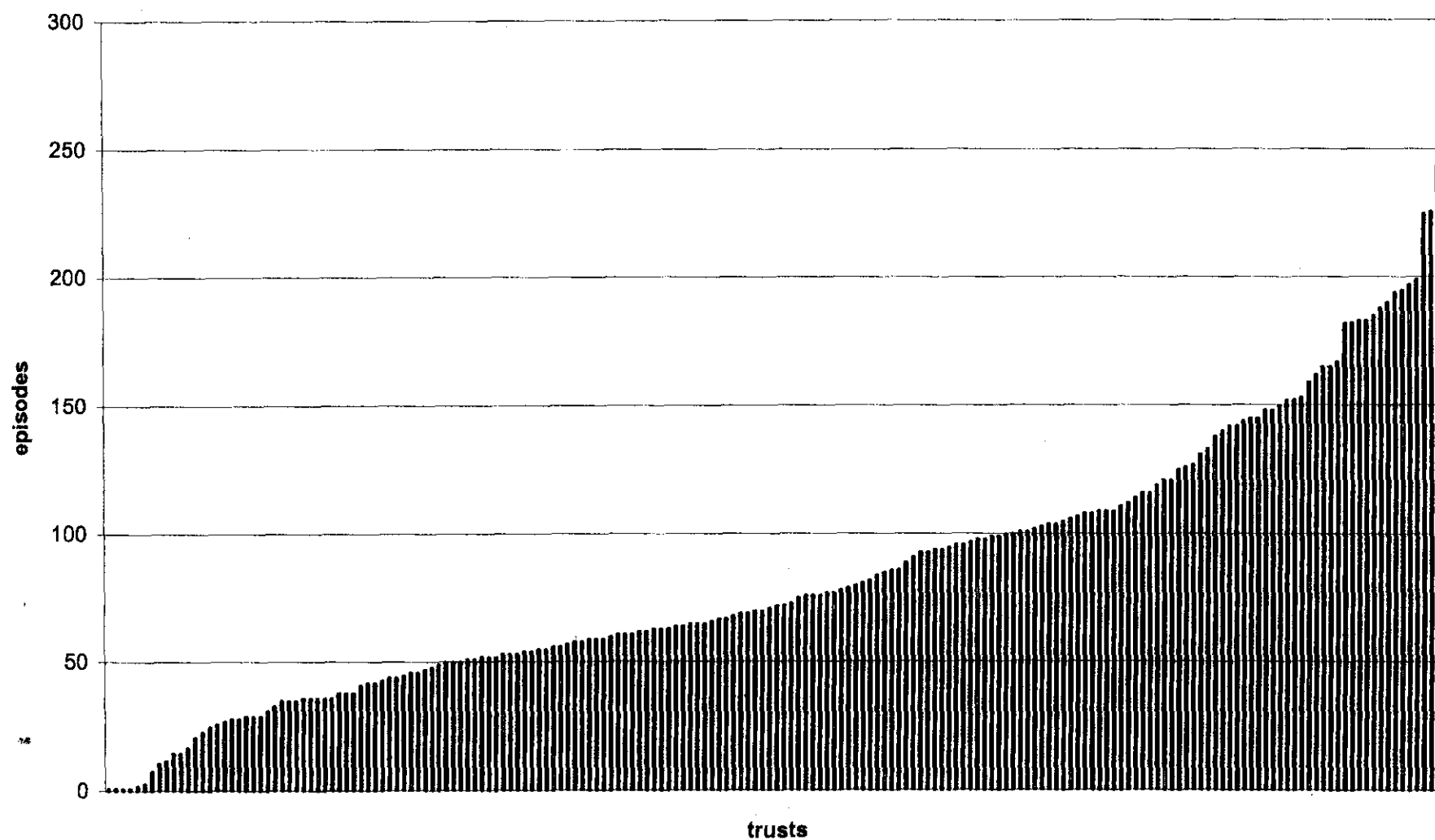
Breast cancer in Wales trusts - B27

Total excision of breast

Source PEDW: 1999/2000




Breast cancer in England trusts - B28 Other excision of breast
Source: HES 1999/2000



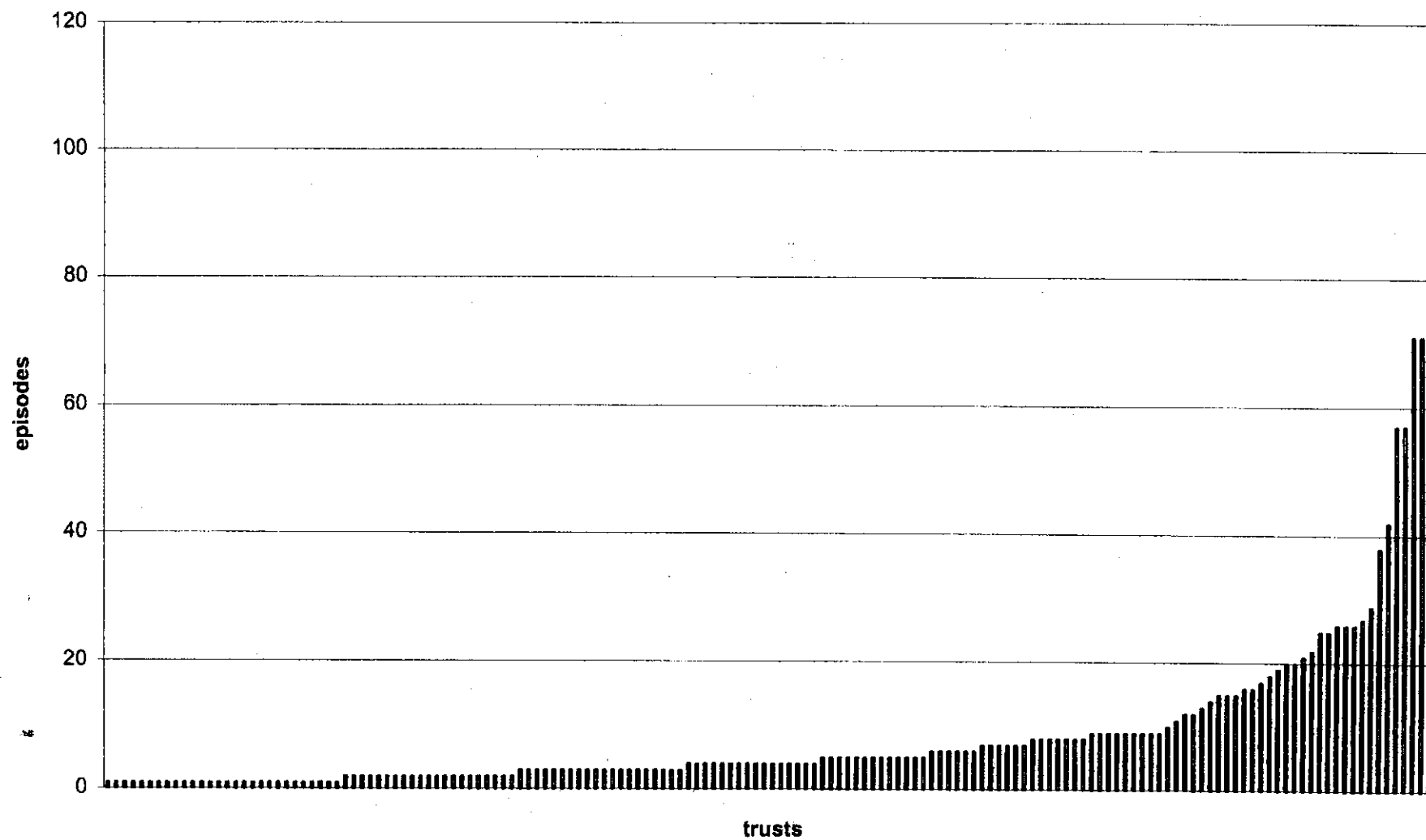
Breast cancer in Wales trusts - B28

Other excision of breast

Source PEDW: 1999/2000



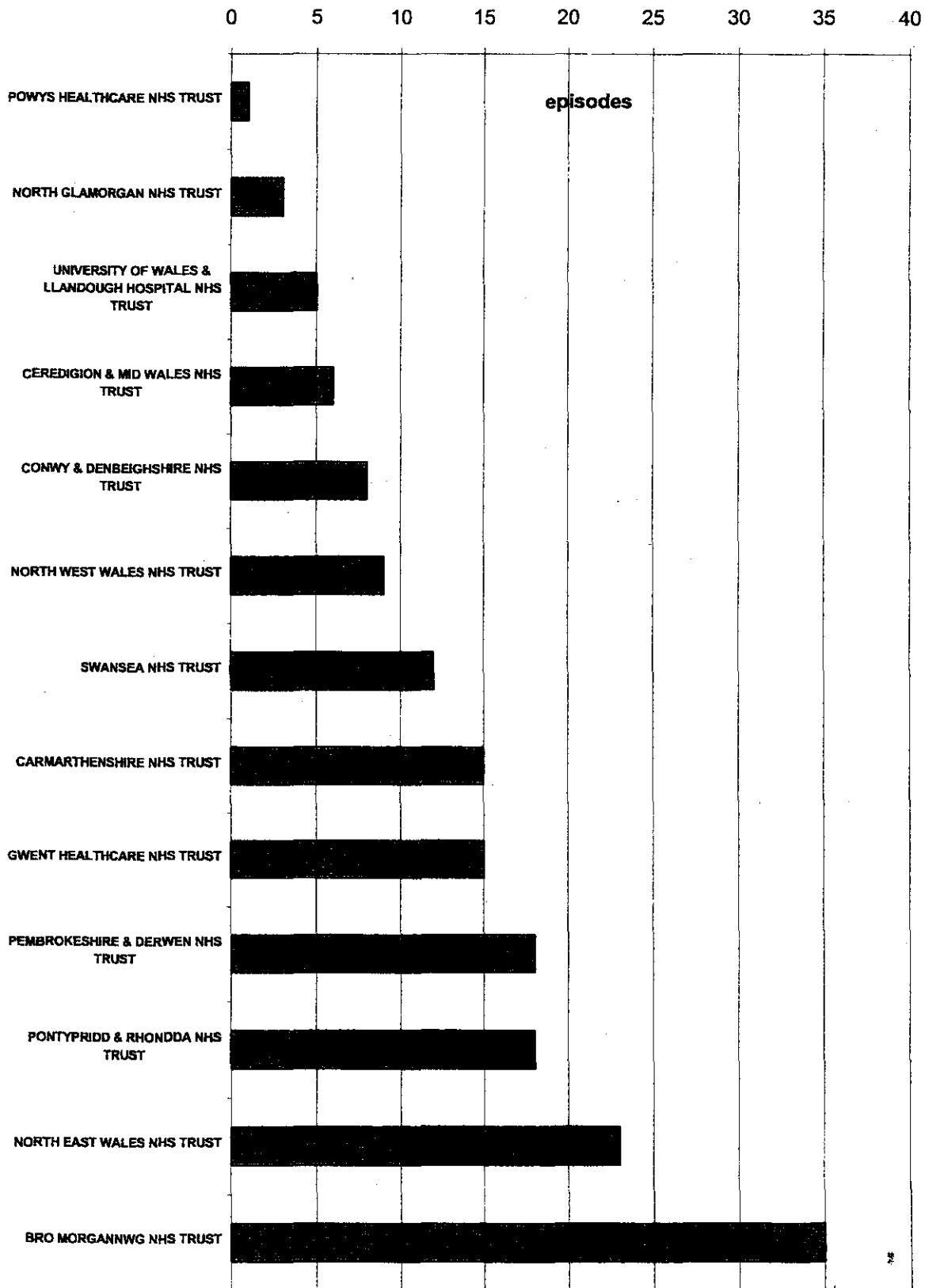
Breast cancer in England trusts - B32 Biopsy of breast
Source: HES 1999/2000



Breast cancer in Wales trusts - B32

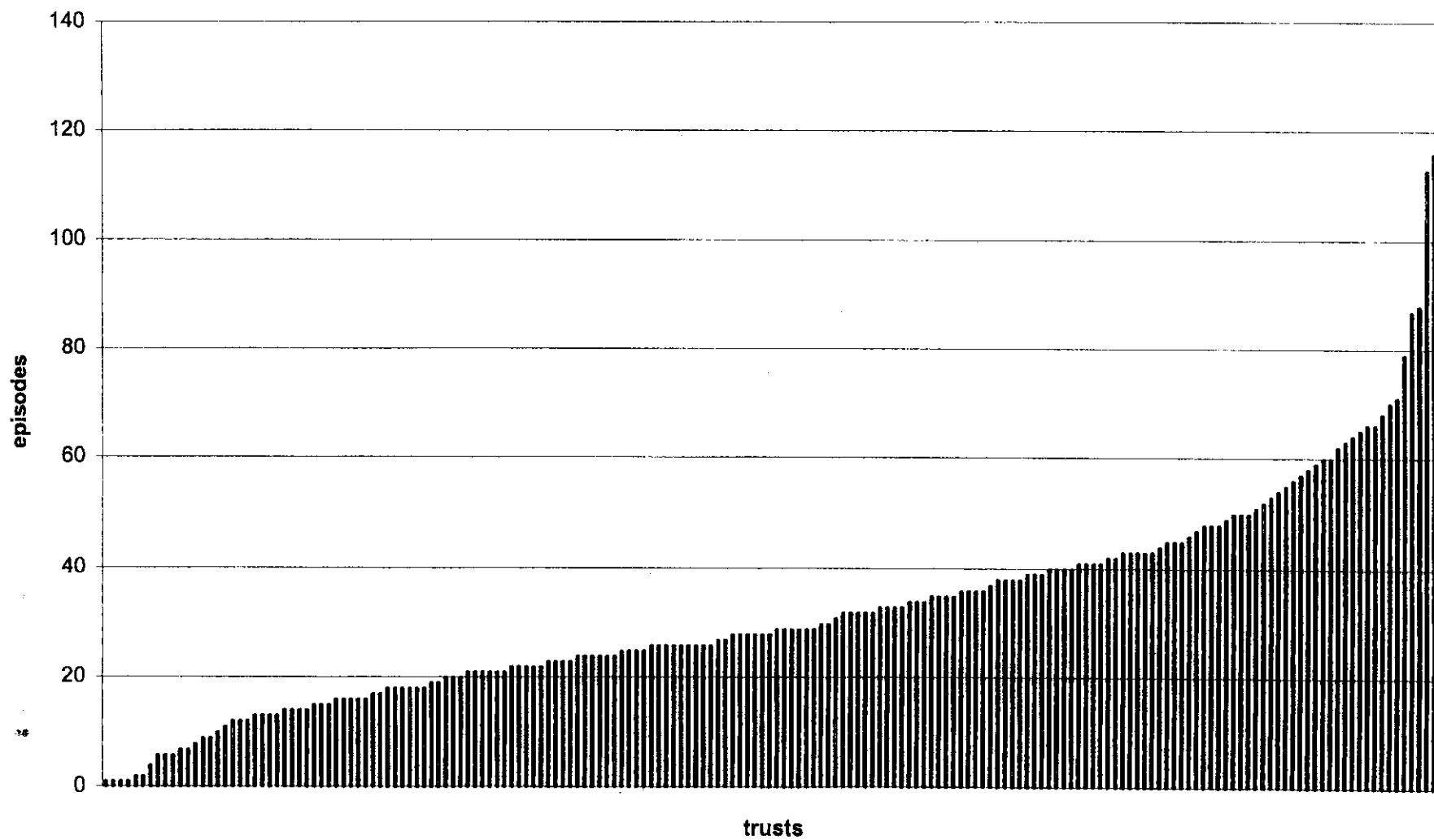
Biopsy of breast

Source PEDW: 1999/2000

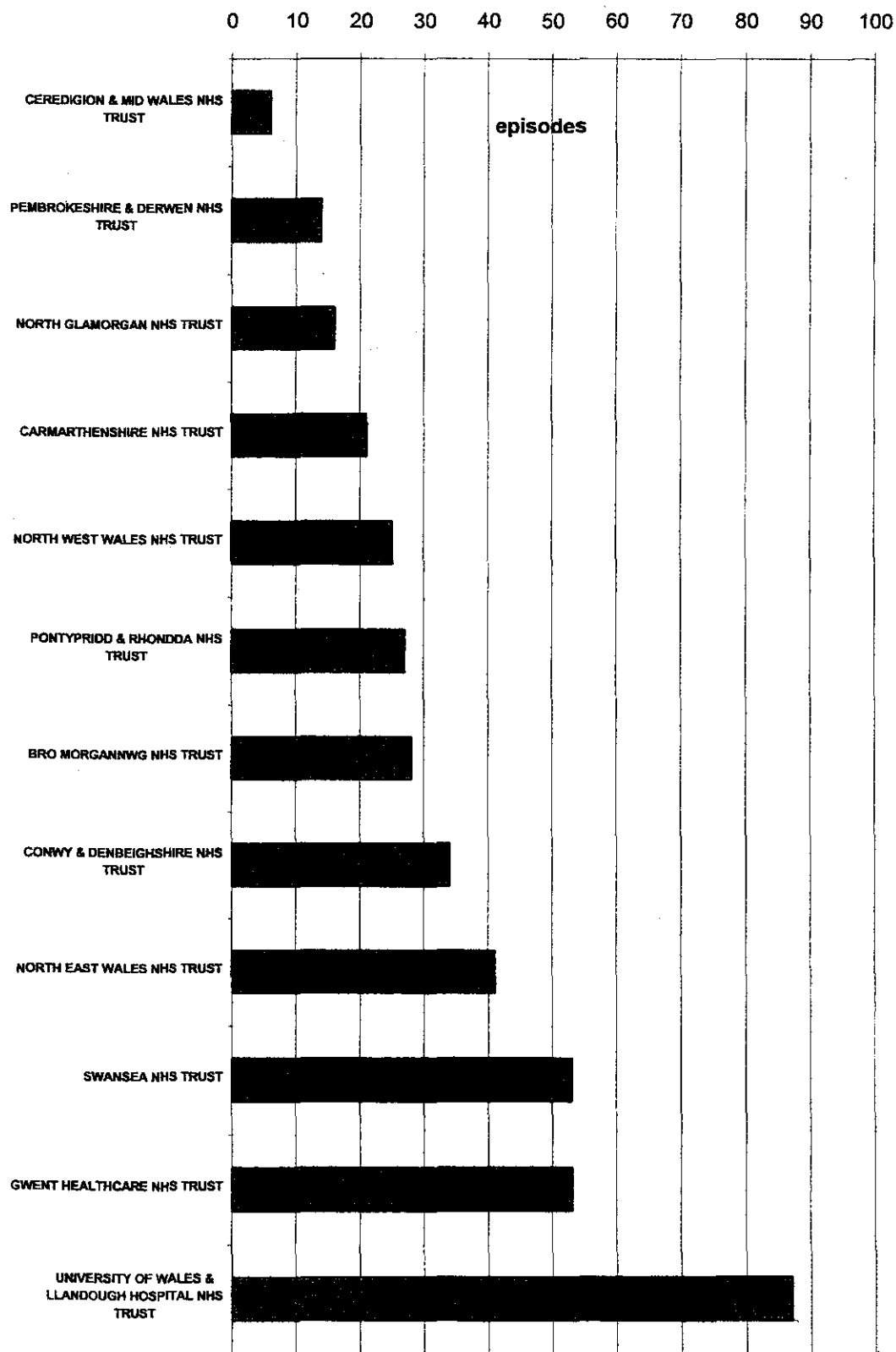


Gynaecological cancer in England trusts - Q07 Abdominal excision of uterus

Source: HES 1999/2000

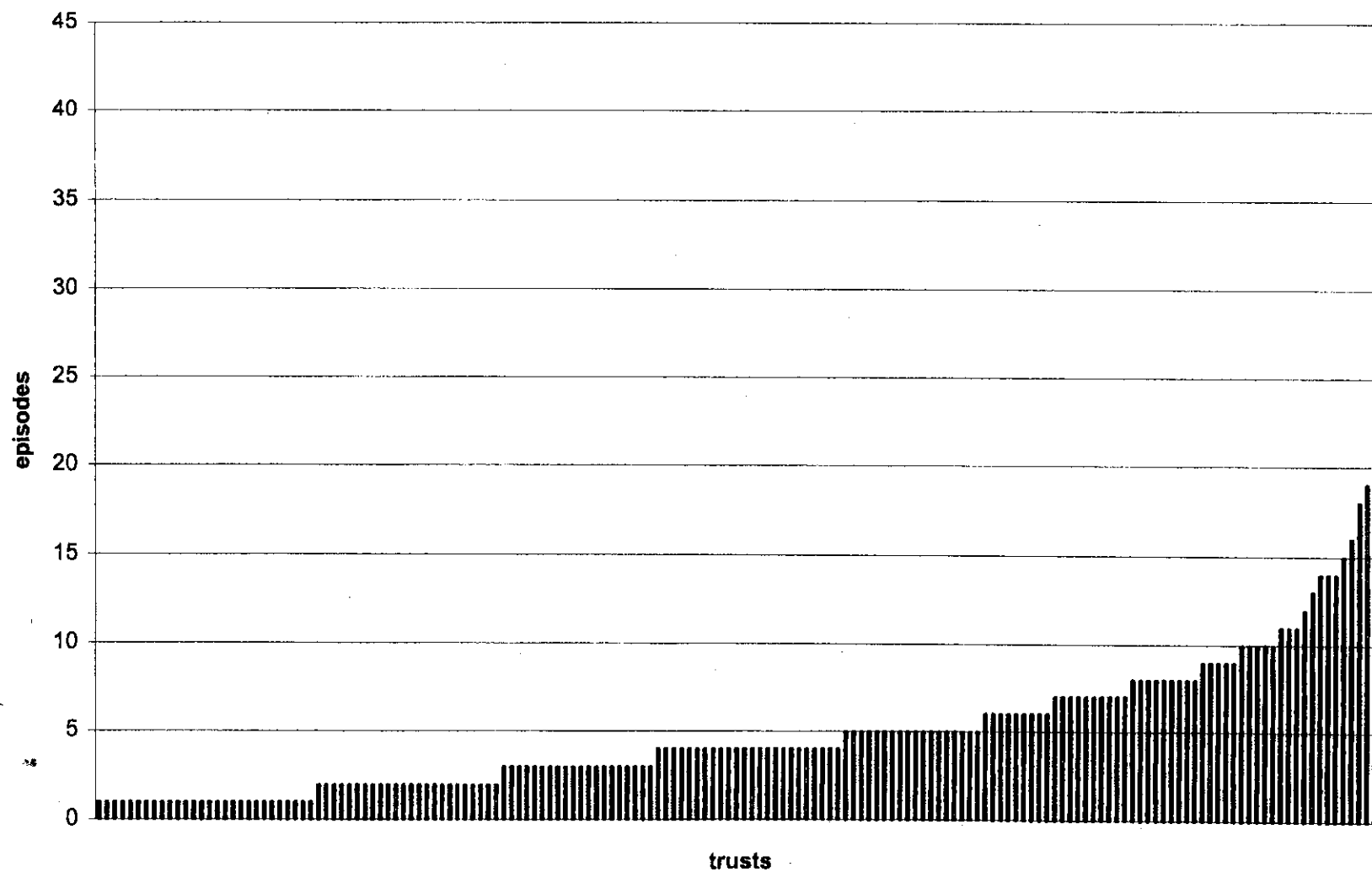


Gynaecological cancer in Wales trusts
Q07 Abdominal excision of uterus
Source PEDW: 1999/2000



Gynaecological cancer in England trusts - Q03 Biopsy of cervix uteri


Source: HES 1999/2000



Gynaecological cancer in Wales trusts

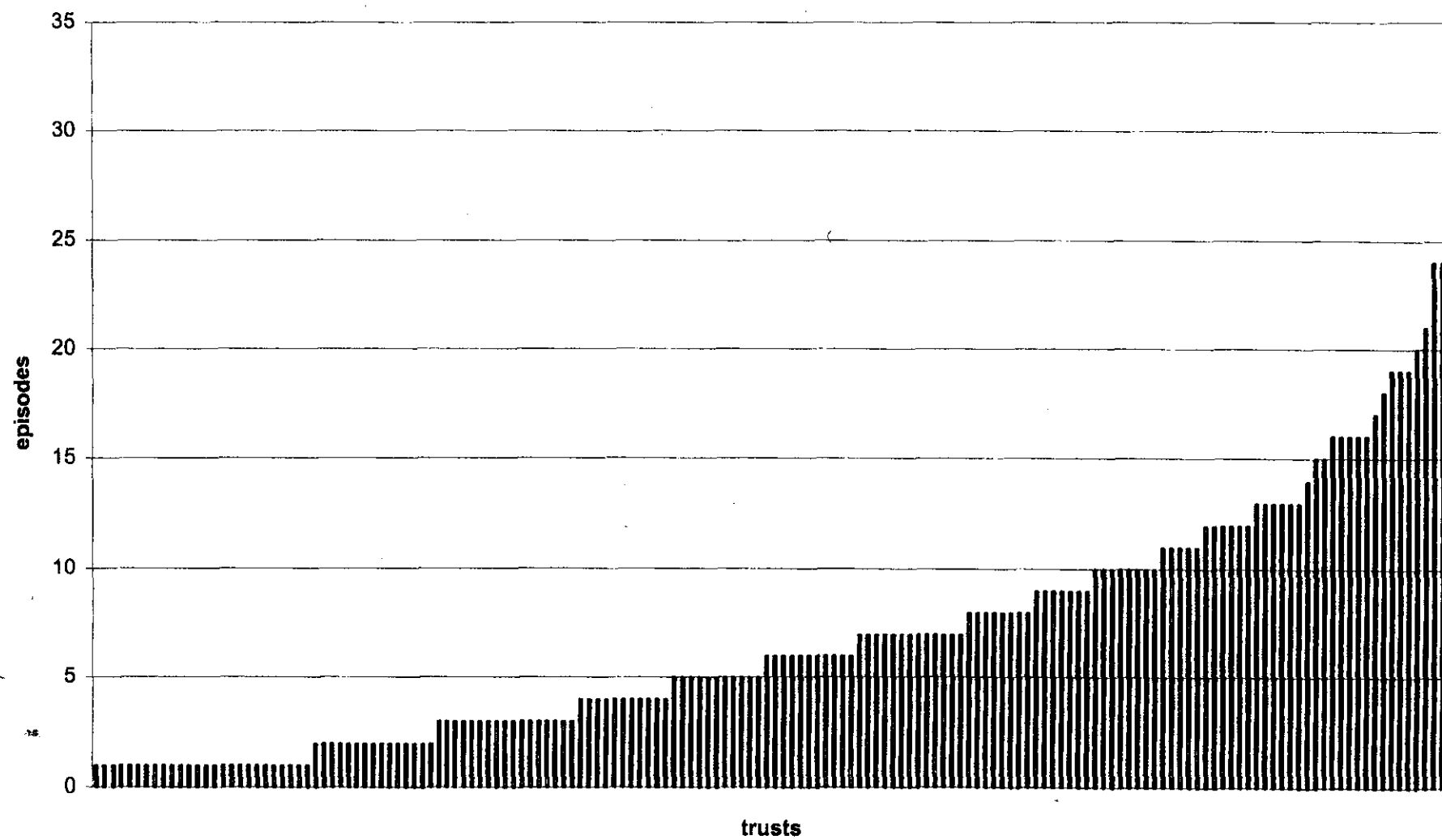
Q03 Biopsy of cervix uteri

Source PEDW: 1999/2000




Gynaecological cancer in England trusts - Q18 Diagnostic endoscopic examination of uterus

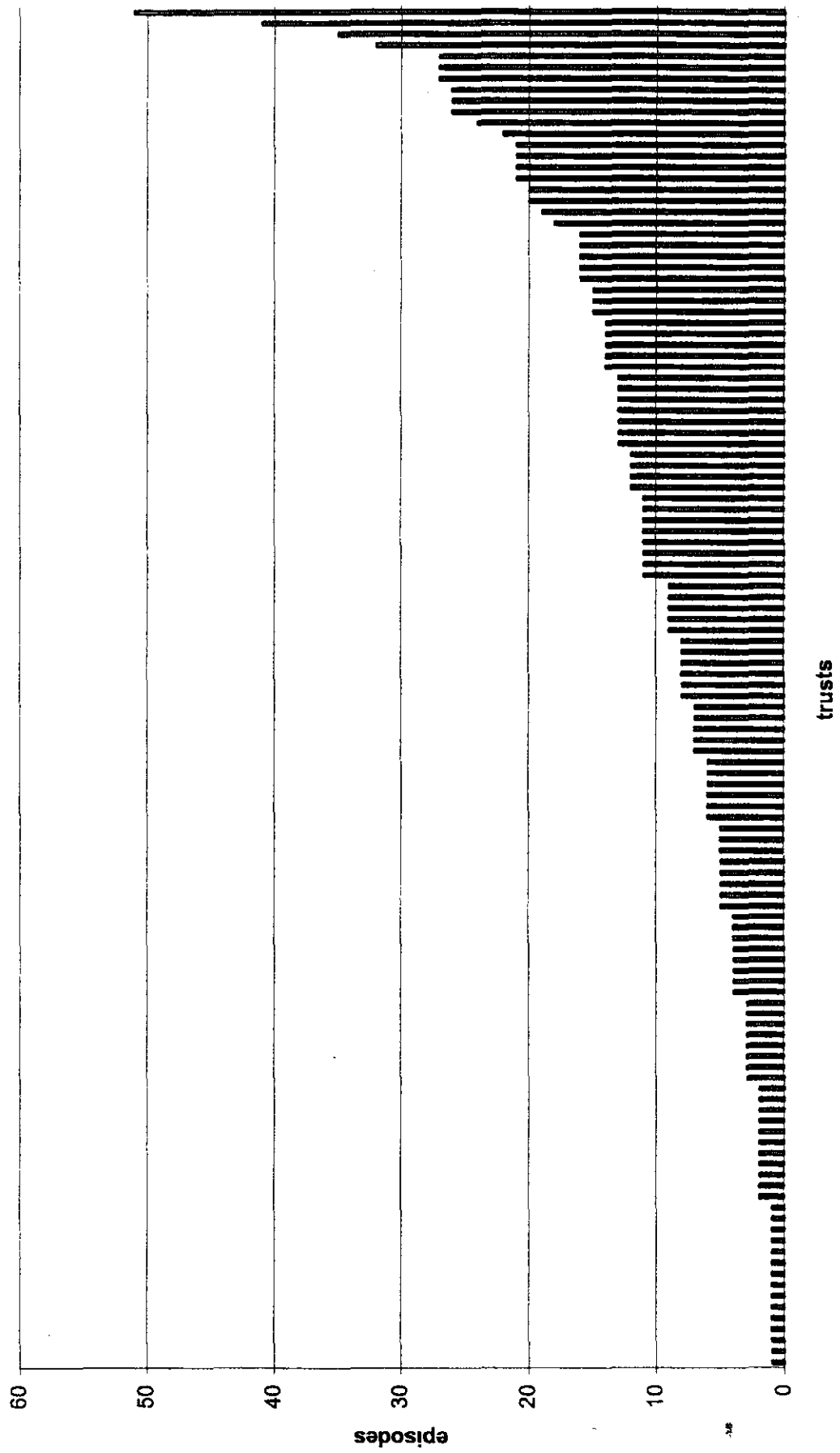
Source: HES 1999/2000




Gynaecological cancer in Wales trusts
Q18 Diagnostic endoscopic
examination of uterus
Source PEDW: 1999/2000



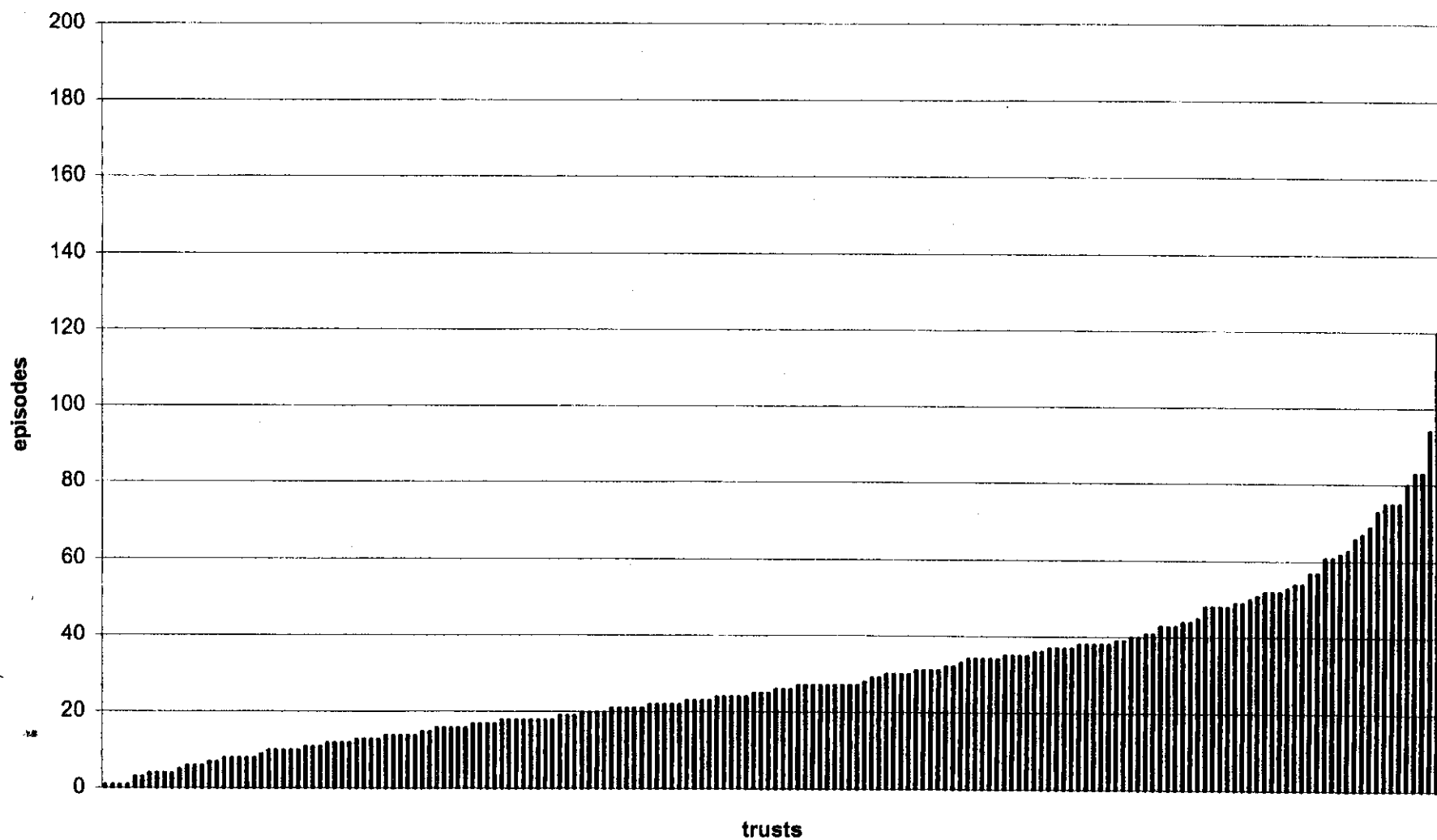
Genitourinary cancer in England trusts - M61 Open excision of prostate
Source: HES 1999/2000



**Genitourinary cancer in Wales trusts -
M61 Open excision of prostate
Source PEDW: 1999/2000**

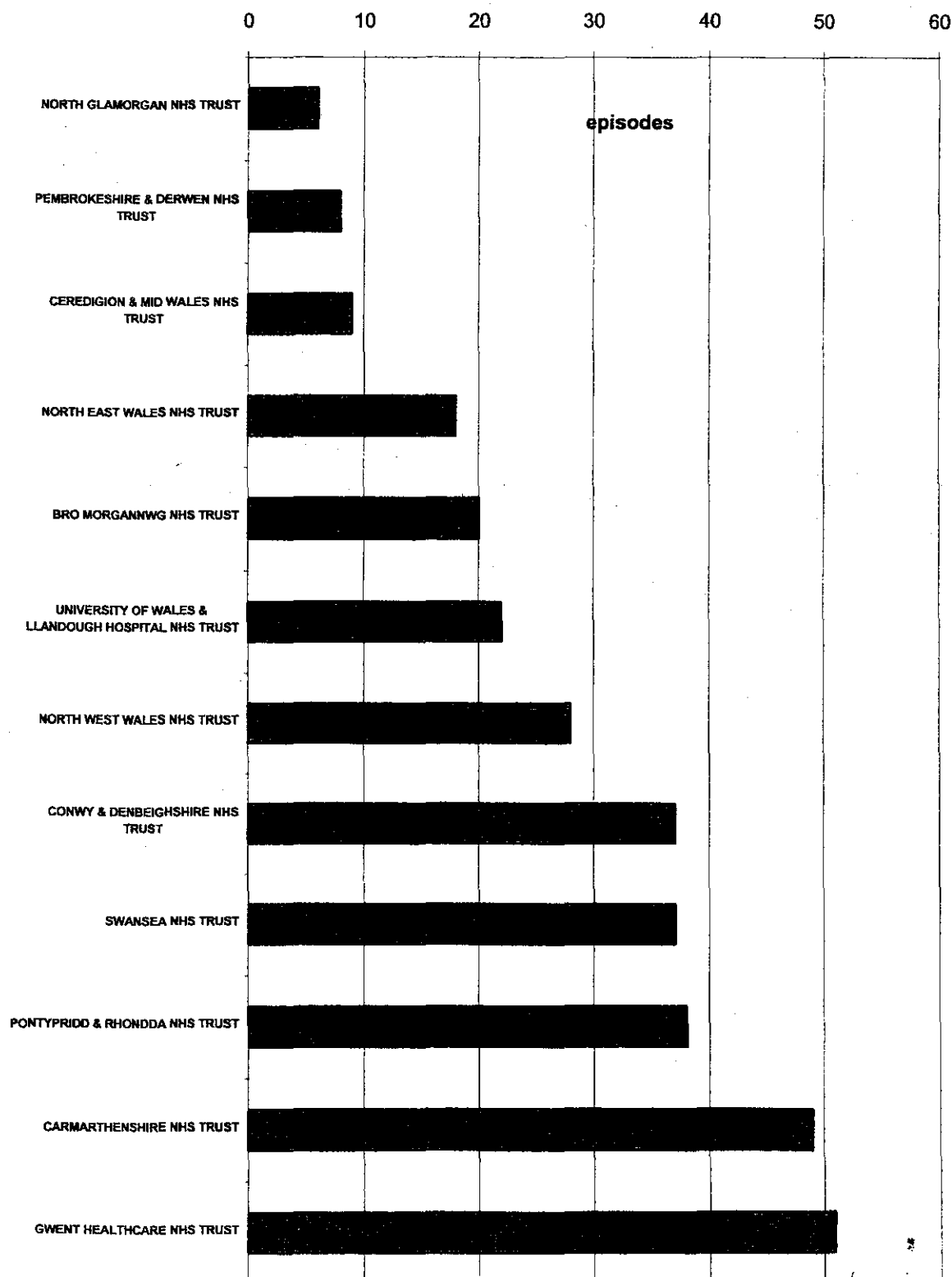


Genitourinary cancer in England trusts - M65 Endoscopic resection of outlet of male bladder
Source: HES 1999/2000



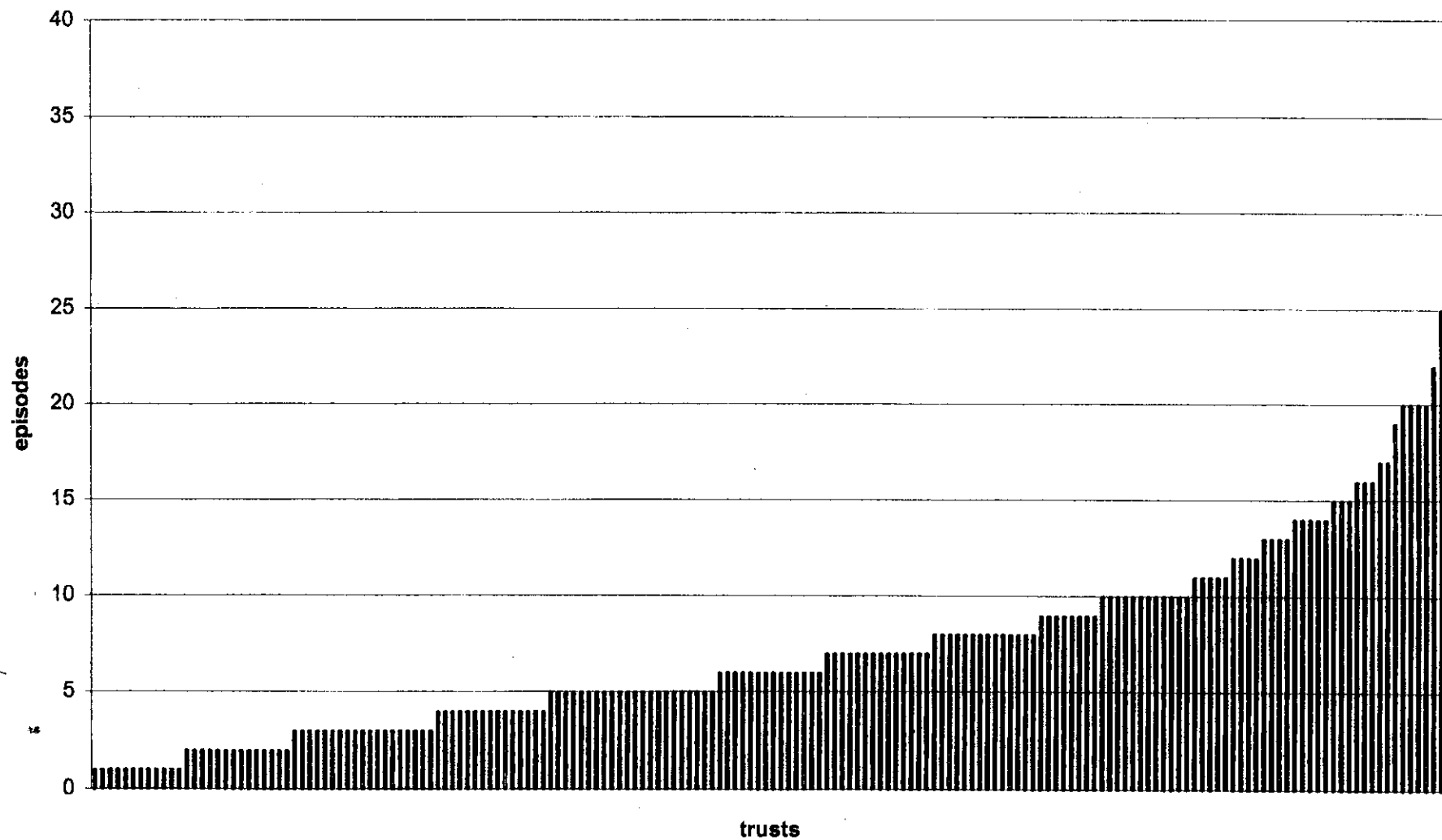
**Genitourinary cancer in Wales trusts -
M65 Endoscopic resection of outlet of
male bladder**

Source PEDW: 1999/2000




Genitourinary cancer in England trusts - N06 Other excision of testis

Source: HES 1999/2000

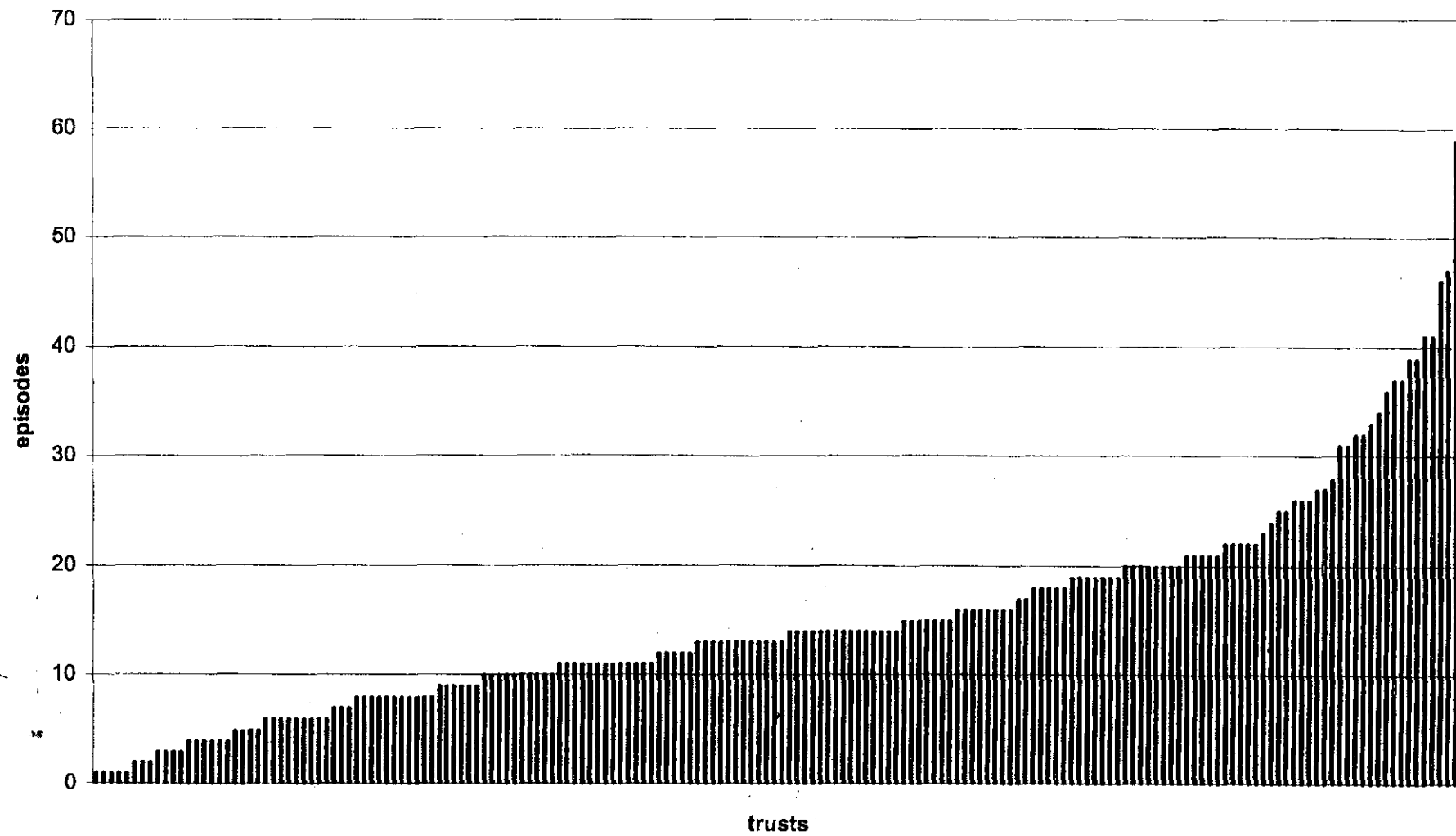


**Genitourinary cancer in Wales trusts -
N06 Other excision of testis
Source PEDW: 1999/2000**




Genitourinary cancer in England trusts - M02 Total excision of kidney

Source: HES 1999/2000

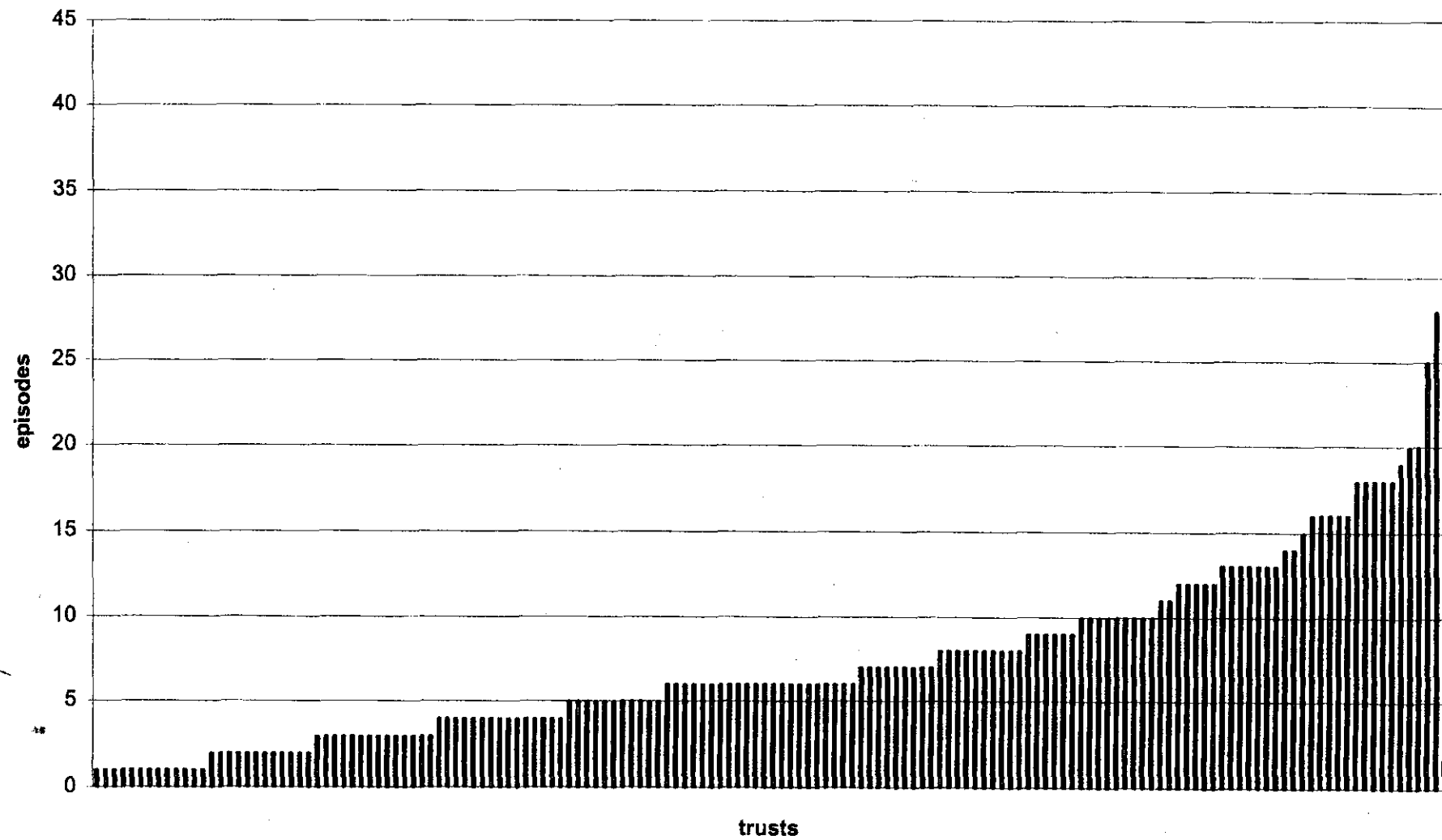


**Genitourinary cancer in Wales trusts -
M02 Total excision of kidney
Source PEDW: 1999/2000**




Genitourinary cancer in England trusts - M34 Total excision of bladder

Source: HES 1999/2000

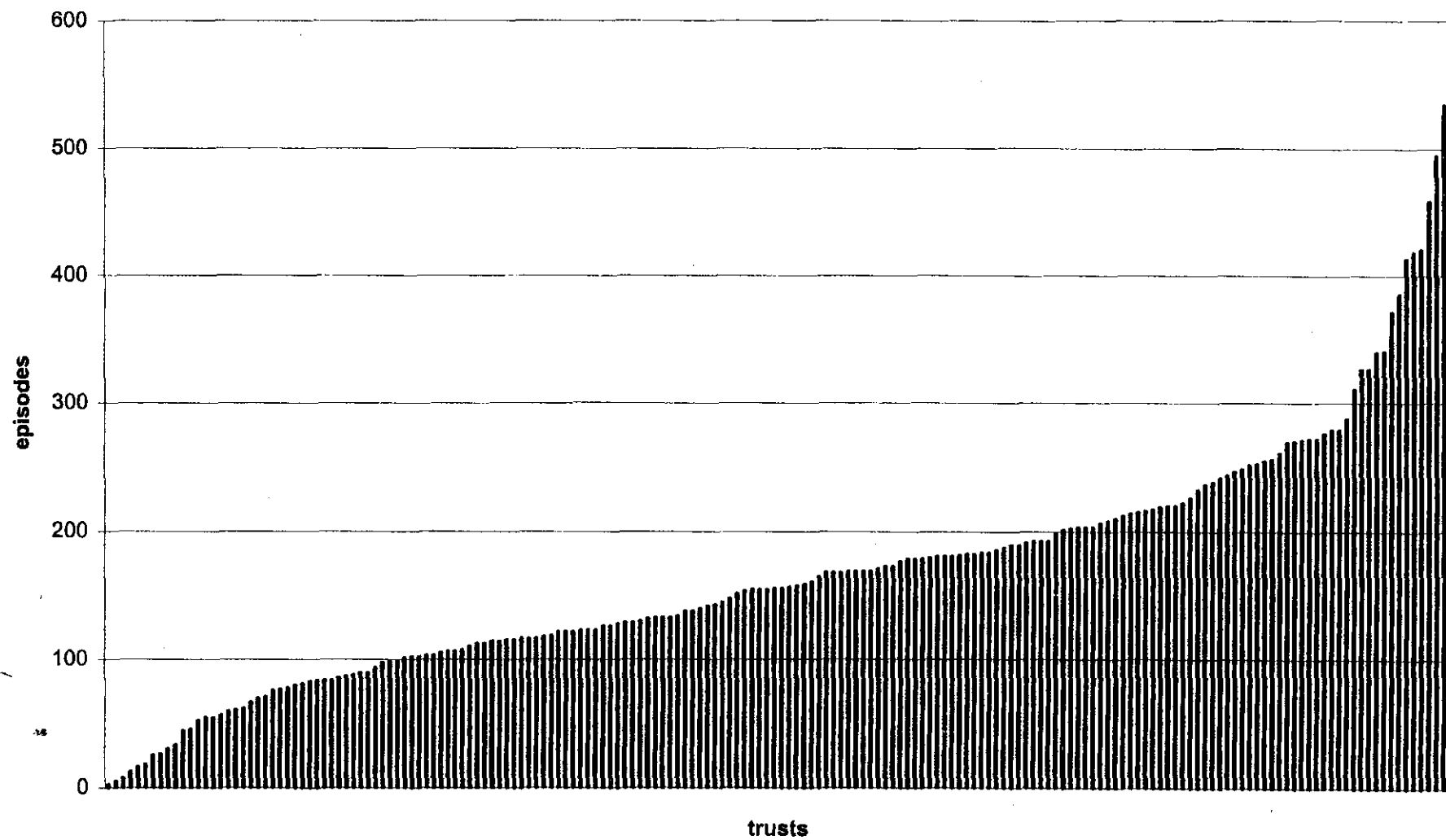


**Genitourinary cancer in Wales trusts -
M34 Total excision of bladder
Source PEDW: 1999/2000**




Genitourinary cancer in England trusts - M42 Endoscopic extirpation of lesion of bladder

Source: HES 1999/2000

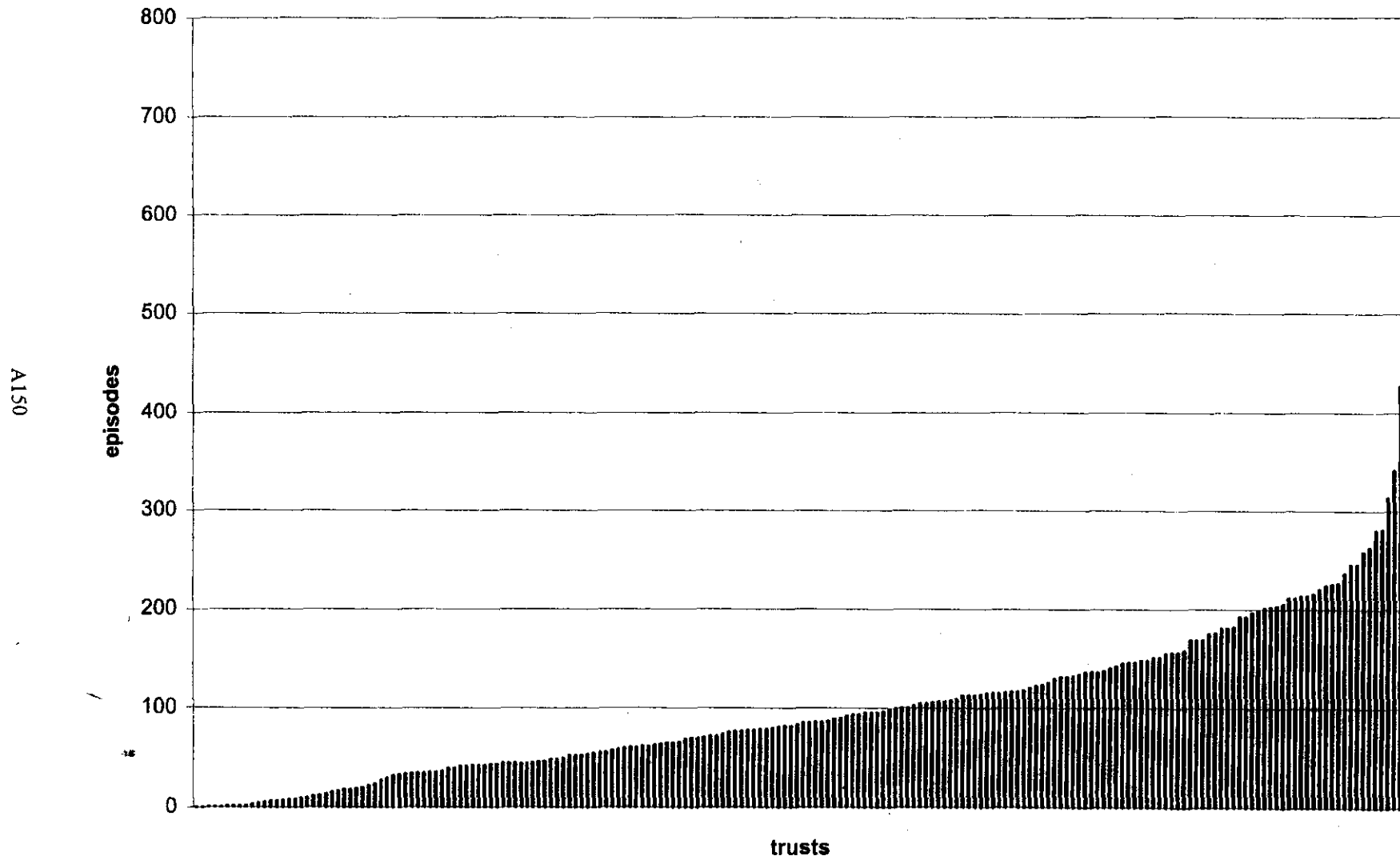


**Genitourinary cancer in Wales trusts -
M42 Endoscopic extirpation of lesion
bladder**

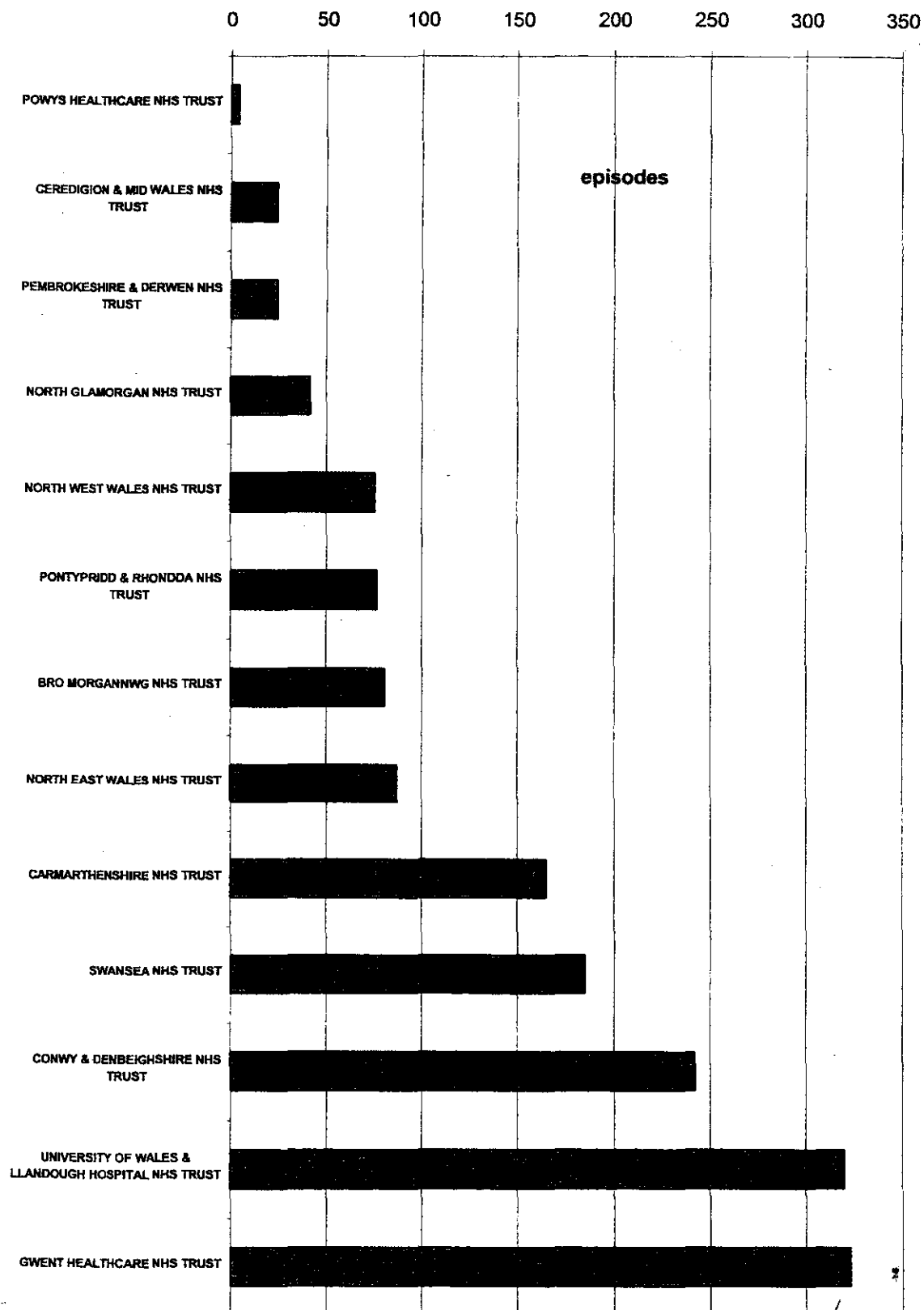
Source PEDW: 1999/2000



Genitourinary cancer in England trusts - M45 Diagnostic endoscopic examination of bladder
Source: HES 1999/2000



**Genitourinary cancer in Wales trusts -
M45 Diagnostic endoscopic
examination of bladder
Source PEDW: 1999/2000**



ANNEX B TABLES

The tables provide the data used in charts enabling trusts to be identified.

Contents	pages
<i>National level</i>	
Summary statistics for England and Wales from 1996/7 to 1999/2000	B1
<i>Trust level</i>	
Activity – number of episodes in England trusts 1999/2000	B2-B5
Mean waiting time in England trusts 1999/2000	B6-B8
Mean spell duration in England trusts 1999/2000	B9-B12
Activity, waiting time and spell duration in Wales trusts 1999/2000	B13
Colorectal cancer episodes in England 1999/2000, by trust and procedure	B14-B17
Colorectal cancer episodes in Wales 1999/2000, by trust and procedure	B18
Lung cancer episodes in England 1999/2000, by trust and procedure	B19-22
Lung cancer episodes in Wales 1999/2000, by trust and procedure	B23
Breast cancer episodes in England 1999/2000, by trust and procedure	B24-B27
Breast cancer episodes in Wales 1999/2000, by trust and procedure	B28
Gynaecological cancer episodes in England 1999/2000, by trust and Procedure	B29-B32
Gynaecological cancer episodes in Wales 1999/2000, by trust and procedure	B33
Genitourinary cancer episodes in England 1999/2000, by trust and trust and procedure	B34-B37
Genitourinary cancer episodes in Wales 1999/2000, by trust and procedure	B38
Deaths in England trusts 1999/2000 after selected procedures	B39-B73
Deaths in Wales trusts 1999/2000 after selected procedures	B74-B76

Summary statistics for England and Wales from 1996/7 to 1999/2000

FCEs	96/97	97/98	98/99	99/00
<i>England</i>				
total FCEs for everything (all diagnoses)	10769074	11137177	11552274	11775993
total FCEs for all cancer primary diagnoses	829274	964727	1025071	1096065
total FCEs for the 5 categories of cancer we chose to analyse	419209	491376	529209	573182
<i>Wales</i>				
total FCEs for everything (all diagnoses)	883876	929311	938461	954581
total FCEs for all cancer primary diagnoses	63975	74339	79985	87238
total FCEs for the 5 categories of cancer we chose to analyse	32566	38821	42384	46846

Occupied bed days	96/97	97/98	98/99	99/00
<i>England</i>				
total occbeds for everything (all diagnoses)	65665794	64037789	62040475	58612211
total occbeds for all cancer primary diagnoses	3815515	3874846	3829890	3944195
total occbeds for the 5 categories of cancer we chose to analyse	1976026	1986916	1949033	2012013
<i>Wales</i>				
total occbeds for everything (all diagnoses)	5861203	5027870	4852249	4610815
total occbeds for all cancer primary diagnoses	278467	309249	284892	298083
total occbeds for the 5 categories of cancer we chose to analyse	149878	166726	147820	158261

Activity - number of episodes in English trusts. Source: HES 1999/2000

Provider	Colon	Rectum etc.	Lung etc.	Breast	Cervix uteri	Corpus uteri	Ovary	Other gynae.	Prostate	Testis	Kidney etc.	Bladder	Other GUM	Others	Grand Total
BA1 -	32	22	130	47	4	1	14	2	26		8	9		189	484
BCV -	26	5	54	52	2	5	16	5	41		7	15		109	337
LG4 -							1							1	2
RA2 - ROYAL SURREY COUNTY HOSPITAL NHS TRUST	559	183	347	313	42	32	86	23	138	15	30	150	2	2603	4523
RA3 - WESTON AREA HEALTH NHS TRUST	82	63	88	137	9	22	13	7	107	5	20	210	2	553	1319
RA4 - EAST SOMERSET NHS TRUST	110	104	111	94	7	30	28	8	81	6	20	283		677	1539
RA5 - EAST GLOUCESTERSHIRE NHS TRUST	3054	2391	435	2873	44	86	757	36	233	102	51	420	4	4071	14567
RA7 - UNITED BRISTOL HEALTHCARE NHS TRUST	1687	1323	768	1498	121	155	384	30	174	135	123	417	9	9770	16584
RA9 - SOUTH DEVON HEALTHCARE NHS TRUST	1198	735	368	1152	55	82	268	23	222	34	86	369	2	3476	8050
RAE - BRADFORD HOSPITALS NHS TRUST	941	724	633	910	42	44	277	4	87	8	14	451	10	3513	7858
RAF - NORTHERN GENERAL HOSPITAL NHS TRUST	124	69	557	129	6	2	8	1	9	2	8	6		1875	2596
RAG - DONCASTER ROYAL INFIRMARY & MONTAGU HOSPITAL NHS TRUST	153	210	485	280	23	61	57	17	324	11	92	468	2	2814	4987
RAJ - SOUTHDEN HOSPITAL NHS TRUST	550	451	585	580	50	86	425	19	241	67	101	673	15	3892	7725
RAL - ROYAL FREE HAMPSTEAD NHS TRUST	249	230	202	353	37	41	99	21	171	15	44	240	7	3503	5212
RAN - THE ROYAL NATIONAL ORTHOPAEDIC HOSPITAL NHS TRUST	1	1	2	1					1		4			293	303
RAP - NORTH MIDDLESEX HOSPITAL NHS TRUST	1147	824	598	1644	90	35	411	25	244	147	74	529	7	2000	7775
RAQ - NORTH HERTFORDSHIRE NHS TRUST	159	94	142	122	19	19	53	10	140	3	38	532	2	1229	2582
RAS - THE HILLINGDON HOSPITAL NHS TRUST	81	47	92	93	7	6	20	3	70	3	28	185	4	765	1404
RAX - KINGSTON HOSPITAL NHS TRUST	159	47	109	98	4	17	18	3	43	2	25	178	1	751	1455
RBA - TAUNTON & SOMERSET NHS TRUST	840	713	348	692	15	66	160	23	173	13	42	435	8	4057	7586
RBB - ROYAL NATIONAL HOSPITAL FOR RHEUMATIC DISEASES NHS TRUST														2	2
RBD - WEST DORSET GENERAL HOSPITALS NHS TRUST	192	594	114	590	3	21	191	6	128	3	34	436	3	1855	3970
RBF - NUFFIELD ORTHOPAEDIC NHS TRUST														114	114
RBK - WALSALL HOSPITALS NHS TRUST	934	428	506	951	7	55	161	33	122	10	34	362	7	1581	5171
RBL - WIRRAL HOSPITAL NHS TRUST	225	189	407	286	34	42	53	8	131	13	47	479	16	1912	3822
RBN - ST HELENS & KNOWSLEY HOSPITALS NHS TRUST	621	480	473	872	56	39	189	7	171	48	47	347	2	3727	7059
RBP - CHESTER & HALTON COMMUNITY NHS TRUST		4		6		6	7	1	1					14	39
RBQ - THE CARDIOTHORACIC CENTRE - LIVERPOOL NHS TRUST	1		406						2					240	849
RBS - ROYAL LIVERPOOL CHILDRENS NHS TRUST							21				58			1220	1299
RBT - THE MID CHESHIRE HOSPITALS NHS TRUST	127	89	154	206	15	48	29	13	168	8	25	462	6	759	2099
RBV - CENTRAL MANCHESTER HEALTHCARE NHS TRUST	75	80	196	11	43	34	35	32	51	7	25	367	2	3059	4017
RBV - CHRISTIE HOSPITAL NHS TRUST	4505	6190	6276	19912	1521	1396	1873	281	4658	911	202	2228	101	32148	82200
RBZ - NORTHERN DEVON HEALTHCARE NHS TRUST	1052	516	188	708	15	26	142	11	149	19	25	379	9	1788	5027
RC1 - BEDFORD HOSPITALS NHS TRUST	123	45	99	99	4	14	45	4	92	2	19	244	1	882	1673
RC3 - EALING HOSPITAL NHS TRUST	48	39	72	96	5	23	14	4	39	3	10	168	3	913	1437
RC4 - EAST HERTFORDSHIRE NHS TRUST	129	86	192	280	4	20	49	11	77	2	21	258		1245	2374
RC9 - LUTON & DUNSTABLE HOSPITAL NHS TRUST	89	72	172	223	18	37	41	24	92	14	19	249	2	912	1964
RCA - NORTHALLERTON HEALTH SERVICES NHS TRUST	126	83	136	235	7	9	78		47		10	293	1	459	1482
RCB - YORK HEALTH SERVICES NHS TRUST	511	306	219	221	4	34	25	9	179	13	45	500	15	2270	4351
RCC - SCARBOROUGH & NE YORKSHIRE HEALTHCARE NHS TRUST	437	185	220	330	12	40	90	8	144	8	20	374	12	1529	3409
RCD - HARROGATE HEALTH CARE NHS TRUST	195	109	193	350	9	19	101	4	53	4	11	392	2	1383	2825
RCE - BRADFORD COMMUNITY HEALTH NHS TRUST		1	3	1			1		2		2			19	29
RCF - AIREDALE NHS TRUST	1029	432	309	1169	1	8	210	1	131	21	46	488	3	1645	5491
RCJ - SOUTH TEES ACUTE HOSPITALS NHS TRUST	1548	1230	658	1343	86	36	296	39	221	66	60	554	16	5029	11184
RCN - BARNLEY COMMUNITY & PRIORITY SERVICES NHS TRUST	8	5	11	2					2		5			28	61
RCP - BASSETLAW HOSPITAL & COMMUNITY HEALTH SERVICES NHS TRUST	77	58	88	70	5	13	19	8	49	6	15	197	3	480	1068
RCS - NOTTINGHAM CITY HOSPITAL NHS TRUST	1835	1263	1205	1700	184	73	558	58	503	77	171	1195	8	7506	16336
RCU - SHEFFIELD CHILDREN'S HOSPITAL NHS TRUST	2										48			2814	2864
RCV - CENTRAL SHEFFIELD UNIVERSITY HOSPITALS NHS TRUST	2584	1454	1111	3311	272	168	1140	97	294	257	132	673	35	6828	18356
RCX - KINGS LYNN & WISBECH HOSPITALS NHS TRUST	649	417	227	598	24	36	198	14	144	10	39	505	3	2041	4905
RCZ - BARNET COMMUNITY HEALTHCARE NHS TRUST	2	11	2			2	1		9		1	2		12	42
RD1 - ROYAL UNITED HOSPITAL BATH NHS TRUST	236	180	276	368	37	54	146	12	86	38	78	327	5	1967	3810
RD2 - BATH & WEST COMMUNITY NHS TRUST	22	15	37	31		1	15	1	54		2	14	1	167	360
RD3 - POOLE HOSPITALS NHS TRUST	1169	448	362	948	78	44	448	84	83	14	24	28	4	3546	7276
RD5 - AYLESBURY VALE COMMUNITY HEALTHCARE NHS TRUST	7	3	14	28	1	1	6		16		5	1		184	266
RD7 - HEATHERWOOD & WEXHAM PARK HOSPITALS NHS TRUST	143	102	124	248	9	18	39	14	87	4	39	120	7	1280	2212
RD8 - MILTON KEYNES GENERAL HOSPITAL NHS TRUST	61	92	111	102		33	14	7	61	9	22	412	10	2292	3226
RD9 - MILTON KEYNES COMMUNITY HEALTH NHS TRUST			1	1										3	5
RDA - PARKSIDE HEALTH NHS TRUST	17	4	67	27	2	6	5		46		5	2		155	336
RDD - BASILDON & THURROCK GENERAL HOSPITALS NHS TRUST	192	133	323	192	14	37	45	21	160	18	40	573	1	1944	3693
RDE - ESSEX RIVERS HEALTHCARE NHS TRUST	445	186	400	499	48	59	267	48	203	34	49	394	8	2850	5490
RDF - FOREST HEALTHCARE NHS TRUST	161	117	757	250	22	13	66	10	111	5	43	373	3	2334	4265
RDH - NEW POSSIBILITIES NHS TRUST			1	1										2	2
RDL - EASTBOURNE HOSPITALS NHS TRUST	186	135	199	171	9	22	40	15	274	2	46	477	2	2098	3658
RDM - HASTINGS & ROTHER NHS TRUST	187	89	177	139	8	21	43	10	116	9	22	262	5	1281	2389
RDR - SOUTH DOWNS HEALTH NHS TRUST	1	1	8	1					2					16	32
RDU - FRIMLEY PARK HOSPITAL NHS TRUST	398	183	123	173	7	28	31	9	211	14	40	398	6	1871	3292
RDY - DORSET HEALTHCARE NHS TRUST	32	8	29	19		5	11	4	29			91		108	336
RDZ - ROYAL BOURNEMOUTH & CHRISTCHURCH HOSPITALS NHS TRUST	282	182	258	289	23	31	34	7	451	6	73	1054	17	1828	4495
RE7 - WEST CUMBRIA HEALTHCARE NHS TRUST	171	78	141	216	1	17	40	2	72	3	21	183		480	1425
RE9 - SOUTH TYNESIDE HEALTHCARE NHS TRUST	185	346	394	170	7	19	101	5	69	1	27	245	9	1118	2896
REA - EXETER & DISTRICT COMMUNITY HEALTH SERVICES NHS TRUST	78	44	72	56	3	9	23	3	71	1	12	16	1	379	788
RED - PLYMOUTH COMMUNITY SERVICES NHS TRUST	3	1	4	1		1	2		3			2		11	28
REF - ROYAL CORNWALL HOSPITALS NHS TRUST	1145	1019	541	1789	28	94	358	40	500	15	210	530	11	5159	11439
REH - HEREFORDSHIRE COMMUNITY HEALTH NHS TRUST	5	2	4	3		1	4		12		3	1		28	63
REM - AINTREE HOSPITALS NHS TRUST	324	254	598	149	31	21	64	14	162	9	66	608	6	2879	5185
REN - CLATTERIDGE CENTRE FOR ONCOLOGY NHS TRUST	94	339	978	553	231	76	395	69	139	147	26	159	9	1330	4543
REP - LIVERPOOL WOMENS HOSPITAL NHS TRUST					65	23	43	98					1	132	360
RES - NORTH MERSEY COMMUNITY NHS TRUST		4	1			1	1		2					5	14
RET - WALTON CENTRE FOR NEUROLOGY & NEUROSURGERY NHS TRUST	1	1	2											230	234
REU - BURNLEY HEALTHCARE NHS TRUST	116	70	300	161	11	16	11	4	100	5	38	284	6	1143	2265
REX - OLDHAM NHS TRUST	132	141	271	114	25	21	45	7	121	3	39	348	4	1233	2504
REY - WRIGHTINGTON HOSPITAL NHS TRUST				1										4	5
REZ - ROCHDALE HEALTHCARE NHS TRUST	85	70	167	186	9	18	21		123	11	33	159	3	540	1425

Provider	Colon	Rectum etc.	Lung etc.	Breast	Cervix uteri	Corpus uteri	Ovary	Other gynae.	Prostate	Testis	Kidney etc.	Bladder	Other GUM	Others	Grand Total
RFB - NORTH EAST LINCOLNSHIRE NHS TRUST	529	256	607	744	20	26	185	12	446	28	19	382	28	1714	4986
RF7 - SCUNTHORPE & GOOLE HOSPITALS NHS TRUST	496	504	290	538	18	23	94	11	93	10	25	582	20	2072	4758
RFB - LEICESTER GENERAL HOSPITAL NHS TRUST	145	149	49	3	19	47	41	9	268	28	72	1102	8	775	2713
RFD - LEICESTER ROYAL INFIRMARY NHS TRUST	1919	2228	964	1893	168	77	515	78	49	115	86	43	5	9094	17234
RFE - COMMUNITY HEALTH SERVICES SOUTHERN DERBYSHIRE NHS	13	5	32	17	1	1	7	5	21	9	9	6		103	219
RFF - BARNSLEY DISTRICT GENERAL HOSPITAL NHS TRUST	106	111	231	139	20	29	23	1	70	10	24	266	1	1102	2133
RFG - ROTHERHAM PRIORITY HEALTH SERVICES NHS TRUST	18	10	39	27	1	1	7	1	23	5	5	6		45	182
RFJ - CENTRAL NOTTINGHAMSHIRE HEALTHCARE NHS TRUST	54	33	80	47	7	3	5	1	82	3	15	177	1	227	736
RFK - QUEEN'S MEDICAL CENTRE, NOTTINGHAM UNIVERSITY HOSP	187	161	369	8	29	47	28	15	14	133	21			5893	6905
RFL - GLENFIELD HOSPITAL NHS TRUST	130	111	586	478	2	10	18		18	7				648	1988
RFR - ROTHERHAM GENERAL HOSPITALS NHS TRUST	65	70	172	153	7	16	25	16	62	8	20	413	6	1360	2393
RFS - CHESTERFIELD & NORTH DERBYSHIRE ROYAL HOSPITAL NHS	122	106	263	206	10	56	48	7	108	9	31	611	7	1513	3097
RFW - WEST MIDDLESEX UNIVERSITY NHS TRUST	82	51	104	102	6	19	15	3	37	1	19	142	2	935	1518
RG1 - MID KENT HEALTHCARE NHS TRUST	148	123	412	349	77	51	105	29	97	52	31	324	4	1398	3198
RG2 - GREENWICH HEALTHCARE NHS TRUST	142	149	412	519	23	26	47	17	105	6	33	511	4	1525	3519
RG3 - BROMLEY HOSPITALS NHS TRUST	129	112	306	180	26	32	31	14	104	15	50	477	4	1877	3357
RG4 - REDBRIDGE HEALTH CARE NHS TRUST	591	415	214	824	7	40	157	5	118	8	25	339	1	1898	4242
RG6 - BHB COMMUNITY HEALTHCARE NHS TRUST	2	1	2	2					8		1			6	20
RG7 - HAVERING HOSPITALS NHS TRUST	243	203	431	386	67	58	110	42	283	9	62	623	11	2151	4879
RG8 - THAMESIDE COMMUNITY HEALTHCARE NHS TRUST			3	2				2	1					9	17
RG9 - CALDERDALE HEALTHCARE NHS TRUST	109	89	54	461	26	11	32	9	130		15	380	17	1084	2417
RGB - HUDDERSFIELD HEALTH CARE SERVICES NHS TRUST	398	398	303	908	8	31	190	23	98	4	33	377	3	1178	3950
RGK - NORTH WEST ANGLIA HEALTHCARE NHS TRUST (PETERBORO	4	5	10	2		2		2	13	1	2	86	1	103	231
RGM - PAPWORTH HOSPITAL NHS TRUST			365	3							5			133	506
RGN - PETERBOROUGH HOSPITALS NHS TRUST	192	155	254	314	13	30	77	8	188	7	57	457	2	1822	3674
RGP - JAMES PAGET HEALTHCARE NHS TRUST	125	119	289	194	5	44	42	16	246	17	32	453	2	2119	3703
RGQ - IPSWICH HOSPITAL NHS TRUST	1002	366	349	1135	44	76	304	20	147	45	45	509	7	4179	8228
RGR - WEST SUFFOLK HOSPITALS NHS TRUST	701	329	113	689	11	46	31	9	99	8	40	535		2427	5036
RGS - LIFESPAN HEALTHCARE NHS TRUST	4	4	13	5			3	2	10			2		81	124
RGT - ADDENBROOKE'S NHS TRUST	554	541	649	1381	194	135	438	66	158	151	131	485	5	8914	11782
RGU - BRIGHTON HEALTH CARE NHS TRUST	213	176	200	241	34	48	54	21	123	32	68	582	6	1929	3727
RGX - EASTBOURNE & COUNTY HEALTHCARE NHS TRUST	4	2	2	3								1		11	23
RGZ - QUEEN MARY'S SIDCUP NHS TRUST	96	64	158	114	14	21	29	10	40	1	11	16	1	888	1483
RH2 - SOUTH BUCKINGHAMSHIRE NHS TRUST	139	98	98	197	2	24	44	20	108	13	34	388	3	947	2113
RH4 - WEST BERKSHIRE PRIORITY CARE SERVICES NHS TRUST	34	15	61	96	4	2	14	5	57	8	24			196	518
RH6 - GLOUCESTERSHIRE ROYAL NHS TRUST	201	161	210	161	10	53	54	14	152	17	45	308	1	2347	3734
RH7 - SEVERN NHS TRUST	12	18	28	48	2		3		20		3	12		129	275
RH8 - ROYAL DEVON & EXETER HEALTHCARE NHS TRUST	1481	1065	440	1544	91	107	283	56	253	82	110	272	12	6885	12861
RHB - CAMDEN & ISLINGTON COMMUNITY HEALTH SERVICES NHS T	2	3	3	2			2		5			1		8	24
RHC - ENFIELD COMMUNITY CARE NHS TRUST	5	1	7	16				2	7			2	1	64	105
RHJ - WORTHING PRIORITY CARE SERVICES NHS TRUST	7		8	1					3		1			13	34
RHK - NORTH HAMPSHIRE, LODDON COMMUNITY NHS TRUST	6	4	6	1			1	2	8			1		82	111
RHM - SOUTHAMPTON UNIVERSITY HOSPITALS NHS TRUST	478	377	1056	890	189	107	350	73	299	119	308	937	12	6897	12092
RHN - ANDOVER DISTRICT COMMUNITY HEALTHCARE NHS TRUST	2	4	10	9		1	5		6		1	5		60	103
RHS - SOUTHAMPTON COMMUNITY HEALTH SERVICES NHS TRUST	65	31	27	55	1		7	1	59	1	4	125	1	418	795
RHU - PORTSMOUTH HOSPITALS NHS TRUST	264	182	393	424	90	58	175	36	181	19	81	812	7	3380	6082
RHW - ROYAL BERKSHIRE & BATTLE HOSPITALS NHS TRUST	173	124	168	297	46	40	81	20	107	27	48	515	5	1852	3503
RH2 - EAST BERKSHIRE COMMUNITY HEALTH NHS TRUST	1		4	5					9					8	25
RJ1 - GUY'S & ST THOMAS' NHS TRUST	201	139	554	800	128	48	109	23	123	116	66	609	7	2739	5662
RJ2 - THE LEWISHAM HOSPITAL NHS TRUST	141	67	165	20	13	9	35	6	40	1	4	52		578	1131
RJ6 - ST MARY'S HOSPITAL NHS TRUST	421	323	313	751	37	30	212	16	155	18	45	135	5	1830	4291
RJ6 - MAYDAY HEALTHCARE NHS TRUST	126	112	105	212	14	23	42	11	79	2	27	317	2	1131	2203
RJ7 - ST GEORGE'S HEALTHCARE NHS TRUST	791	411	698	1082	30	41	186	19	158	10	79	313	5	3397	7229
RJB - CORNWALL HEALTHCARE NHS TRUST	54	34	73	37	2	3	20	2	72		14	27	2	235	575
RJB - KIDDERMINSTER HEALTHCARE NHS TRUST	274	66	174	322	6	4	37	1	58	5	11	246	1	710	1915
RJC - SOUTH WARWICKSHIRE GENERAL HOSPITALS NHS TRUST	190	129	205	228	9	27	28	10	185	2	32	248	2	1342	2613
RJD - MID STAFFORDSHIRE GENERAL HOSPITALS NHS TRUST	185	55	124	113	6	11	48	9	57	1	28	220	2	780	1639
RJE - NORTH STAFFORDSHIRE HOSPITAL NHS TRUST	1315	1067	894	1810	122	77	389	54	224	70	132	963	16	5381	12494
RJF - BURTON HOSPITALS NHS TRUST	220	317	167	805	7	36	88	4	166	8	37	360	3	1473	3691
RJH - GOOD HOPE HOSPITAL NHS TRUST	1118	881	215	751	35	53	45	13	189	5	40	405	5	1773	5326
RJN - EAST CHESHIRE NHS TRUST	69	50	109	134	7	24	22	8	77	4	23	314	2	444	1287
RJR - COUNTESS OF CHESTER HOSPITAL NHS TRUST	321	251	265	532	13	35	84	9	187	9	34	369	6	1764	3859
RJS - HALTON GENERAL HOSPITAL NHS TRUST	86	81	148	87		1	4		83	5	22	189	7	313	966
RJY - WIGAN & LEIGH HEALTH SERVICES NHS TRUST	871	478	340	929	43	54	184	18	77	7	41	681	2	2214	5697
RJZ - KING'S COLLEGE HOSPITAL NHS TRUST	77	40	86	389	33	13	16	11	107	4	25	95	5	2926	3827
RK1 - PILGRIM HEALTH NHS TRUST	779	479	295	809	8	40	118	2	138	13	35	625	8	2318	5463
RK4 - LINCOLN DISTRICT HEALTHCARE NHS TRUST									1					2	3
RK5 - THE KINGS MILL CENTRE FOR HEALTH CARE SERVICES NHS	870	682	491	572	26	58	144	25	107	6	34	433	6	1980	5434
RK6 - NOTTINGHAM HEALTHCARE NHS TRUST	2								1					9	12
RK9 - PLYMOUTH HOSPITALS NHS TRUST	1101	910	513	1823	83	71	259		394	80	93	743	4	4294	10188
RKB - UNIVERSITY HOSPITALS COVENTRY & WARWICKSHIRE NHS T	389	276	817	820	152	100	506	68	312	133	74	479	8	2856	6770
RKC - WARRINGTON HOSPITAL NHS TRUST	78	58	117	113	9	20	49	3	114	8	36	327	9	800	1740
RKE - WHITTINGTON HOSPITAL NHS TRUST	222	133	282	393	21	17	72	12	59	2	25	192	2	974	2386
RKF - THE PRINCESS ROYAL HOSPITAL NHS TRUST	118	88	139	321	4	2	10	2	61	5	21	269	1	782	1823
RKX - NORTH DERBYSHIRE COMMUNITY HEALTHCARE SERVICE NHS	8	3	34	73		2	2		13		3	8	2	73	221
RL1 - ROBERT JONES & AGNES HUNT ORTHOPAEDIC & DISTRICT H	2		1	1			1		2			2		86	95
RL4 - THE ROYAL WOLVERHAMPTON HOSPITALS NHS TRUST	627	252	400	874	135	92	305	34	172	66	34	442	3	3337	8773
RLF - NORTH LAKELAND HEALTHCARE NHS TRUST	12	3	31	9			2	1	5			6		39	108
RLG - CARLISLE HOSPITALS NHS TRUST	340	293	196	273	35	42	193	17	101	48	24	481	2	1276	3321
RLH - PRIORITY HEALTHCARE WEARSIDE NHS TRUST	22	8	35	26	4	4	11		22		7	4		75	218
RLN - CITY HOSPITALS SUNDERLAND NHS TRUST	1091	853	998	627	45	35	340	19	139	7	92	397	12	3138	7783
RLQ - HEREFORD HOSPITALS NHS TRUST	111	57	82	133	9	23	25	2	85	8	16	290	1	728	1550
RLR - WORCESTER ROYAL INFIRMARY NHS TRUST	149	80	160	191	20	39	55	4	126	6	27	350	2	1558	2765
RLT - GEORGE ELIOT HOSPITAL NHS TRUST	128	108	191	123	23	37	40	9	185	6	19	187	4	1508	2548
RLU - BIRMINGHAM WOMEN'S HEALTHCARE NHS TRUST					1	14								123	138

Provider	Colon	Rectum etc.	Lung etc.	Breast	Cervix uteri	Corpus uteri	Ovary	Other gynae.	Prostate	Testis	Kidney etc.	Bladder	Other GUM	Others	Grand Total
RLV - SOUTHERN BIRMINGHAM COMMUNITY HEALTH NHS TRUST	1		10	2			1		8			1		24	45
RLW - CITY HOSPITAL NHS TRUST (INCORPORATING THE BIRMINGHAM)	139	98	239	282	14	23	39	44	188	4	15	230	1	1473	2789
RLX - NORTHERN BIRMINGHAM COMMUNITY HEALTH NHS TRUST	11	13	62	25	1		5	1	12		2	7		63	202
RLY - NORTH STAFFORDSHIRE COMBINED HEALTHCARE NHS TRUST	6	1	25	13	3	5	4		22		5	9		78	171
RLZ - ROYAL SHREWSBURY HOSPITALS NHS TRUST	1322	181	321	1084	44	58	256	21	177	6	42	180	14	1727	5383
RM1 - NORFOLK & NORWICH HEALTH CARE NHS TRUST	1717	981	1114	1773	74	119	668	81	427	128	120	1421	19	8231	14871
RM2 - SOUTH MANCHESTER UNIVERSITY HOSPITALS NHS TRUST	162	138	1611	443	21	18	20	4	146	9	34	345	4	3137	6090
RM3 - SALFORD ROYAL HOSPITALS NHS TRUST	118	95	313	148	31	22	22	4	100	6	45	448	6	2345	3703
RM4 - TRAFFORD HEALTHCARE NHS TRUST	77	73	112	131	3	13	12	6	67	3	19	147	1	1128	1792
RM9 - ALEXANDRA HEALTHCARE NHS TRUST	85	40	101	134	5	15	25	3	43	4	28	169	3	483	1138
RMB - BLACKBURN, HYNDBURN & RIBBLE VALLEY HEALTH CARE NH	69	96	229	177	32	18	27	11	170	6	43	525	1	1230	2632
RMC - BOLTON HOSPITALS NHS TRUST	135	115	267	170	26	30	40	8	155	12	38	475	8	1203	2878
RME - COMMUNICARE NHS TRUST	9	2	18	8			2		16		4	5		56	119
RMF - PRESTON ACUTE HOSPITALS NHS TRUST	1626	2241	3219	9009	450	537	454	285	2749	224	128	1656	40	11293	33789
RMK - NORTH MANCHESTER HEALTHCARE NHS TRUST	135	98	294	160	28	32	14	8	148	7	51	587	3	1588	3121
RML - BLACKPOOL WYRE & FYLDE COMMUNITY HEALTH SERVICES N	6	1	32	8			1		10		1	11		569	627
RMN - BURY HEALTH CARE NHS TRUST	103	97	147	80	8	20	23	6	55	4	9	197	1	969	1719
RMP - TAMESIDE & GLOSSOP ACUTE SERVICES NHS TRUST	110	71	108	154	10	32	28	11	64	3	3	300		881	1775
RMQ - TAMESIDE & GLOSSOP COMMUNITY & PRIORITY SERVICES N	15	3	54	9	3	2			19		3	5		143	258
RMR - BLACKPOOL VICTORIA HOSPITAL NHS TRUST	524	275	485	673	15	42	107	17	225	23	45	514	9	2543	5497
RMS - STOCKPORT ACUTE SERVICES NHS TRUST	142	105	136	146	25	28	30	9	140	3	40	724	3	957	2488
RMT - STOCKPORT HEALTHCARE NHS TRUST	2		3	4			1		4		1	2		12	29
RMW - DEWSBURY HEALTH CARE NHS TRUST	93	96	205	120	12	18	20	4	57	7	6	447	24	571	1680
RMX - NORWICH COMMUNITY HEALTH PARTNERSHIP NHS TRUST	67	31	81	70	6	11	21	14	79		12	28		384	784
RN1 - WINCHESTER & EASTLEIGH HEALTHCARE NHS TRUST	142	61	105	191	6	28	18	5	77	6	28	177	6	708	1558
RN3 - SWINDON & MARLBOROUGH NHS TRUST	519	282	229	232	20	37	136	18	85	8	35	248	3	1645	3497
RN4 - PORTSMOUTH HEALTHCARE NHS TRUST	30	13	88	31		6	10	1	48		8	17	2	314	568
RN5 - NORTH HAMPSHIRE HOSPITALS NHS TRUST	250	88	86	460	7	40	67	15	49	4	10	182	7	1639	2904
RN6 - DORSET COMMUNITY NHS TRUST	23	8	27	22	1	5	2	1	21		3	24		221	358
RN7 - DARTFORD & GRAVESHAM NHS TRUST	80	77	68	120	13	18	20	9	67	1	22	231	2	633	1259
RNA - DUDLEY GROUP OF HOSPITALS NHS TRUST	893	933	703	1189	16	30	181	8	108	5	41	274	10	4713	9104
RNC - DUDLEY PRIORITY HEALTH NHS TRUST															1
RNE - SANDWELL HEALTHCARE NHS TRUST	160	127	359	1124	25	21	91	14	111		24	257	2	1903	4218
RNF - NORTHERN BIRMINGHAM MENTAL HEALTH NHS TRUST															1
RNG - PREMIER HEALTH NHS TRUST	9	3	28	9			2		19	1	5	44		106	224
RNH - NEWHAM HEALTHCARE NHS TRUST	123	153	158	380	11	7	8	5	77	5	4	85	3	754	1771
RNJ - BARTS & THE LONDON NHS TRUST	365	214	858	403	147	84	163	91	125	158	160	737	9	7730	11234
RNM - NEWCASTLE CITY HEALTH NHS TRUST	1		2	2							1				6
RNQ - KETTERING GENERAL HOSPITAL NHS TRUST	136	76	239	217	15	43	29	13	100	16	28	387	20	1282	2601
RNR - ROCKINGHAM FOREST NHS TRUST	19	11	62	36			4	2	26	1	6	12	2	99	280
RNS - NORTHAMPTON GENERAL HOSPITAL NHS TRUST	1468	1074	355	1920	137	107	386	37	204	81	39	633	4	2888	9333
RNT - STOKE MANDEVILLE HOSPITAL NHS TRUST	87	65	111	144	6	21	22	9	46	2	21	166		841	1541
RNV - OXFORDSHIRE COMMUNITY HEALTH NHS TRUST	25	14	58	24		1	6		28		4	10		112	282
RNW - NORTHAMPTON COMMUNITY HEALTHCARE NHS TRUST	36	22	67	42	4	4	25	6	60		19	14		132	431
RNZ - SALISBURY HEALTHCARE NHS TRUST	565	385	163	290	11	34	204	22	111	4	42	401	5	3072	5309
RP2 - HARINGEY HEALTHCARE NHS TRUST	1	1	15	3			3		13			4		46	86
RP4 - GREAT ORMOND STREET HOSPITAL FOR CHILDREN NHS TRUS			17							22	134	30		2004	2207
RP6 - MOORFIELDS EYE HOSPITAL NHS TRUST															370
RPA - MEDWAY NHS TRUST	92	74	185	194	14	22	40	12	66	2	25	138	4	713	1581
RPC - THE QUEEN VICTORIA HOSPITAL NHS TRUST			3	19					1		1	1		532	557
RPD - KENT & SUSSEX WEALD NHS TRUST	106	100	147	113	15	23	137	15	112	6	21	208	1	1476	2480
RPK - SUSSEX WEALD & DOWNS NHS TRUST	4		3	1			1		4		6	3		12	34
RPL - WORTHING & SOUTHLANDS HOSPITALS NHS TRUST	403	278	188	831	6	24	88	9	165	1	36	641	3	2011	4683
RPN - KINGSTON & DISTRICT COMMUNITY NHS TRUST	3	3	8	1								5	1	10	29
RPR - THE ROYAL WEST SUSSEX NHS TRUST	112	82	101	110	4	52	24	7	100	3	19	454	1	1293	2362
RPS - MID SUSSEX NHS TRUST	47	18	38	29	3	2	17	4	27		13	108	1	389	698
RPW - ST ALBANS & HEMEL HEMPSTEAD NHS TRUST	641	255	146	409	5	25	40	1	178	5	22	370		1495	3592
RPY - THE ROYAL MARSDEN HOSPITAL NHS TRUST	2407	1181	1081	3734	340	213	1528	179	377	301	357	513	36	14569	26824
RQ3 - BIRMINGHAM CHILDREN'S HOSPITAL NHS TRUST			8				14	2	3	1	47	1		1513	1589
RQ5 - WOLVERHAMPTON HEALTH CARE NHS TRUST														4	4
RQ6 - ROYAL LIVERPOOL AND BROADGREEN HOSPITALS UNIVERSIT	548	409	289	1456	4		18	2	389	13	81	881	3	3881	7734
RQ7 - THE MANCHESTER CHILDREN'S HOSPITALS NHS TRUST	1		1				9	2		34	207	7		4187	4448
RQ8 - MID ESSEX HOSPITAL SERVICES NHS TRUST	207	145	298	245	18	37	57	18	147	5	41	372	8	3228	4824
RQJ - WEST HERTS COMMUNITY HEALTH NHS TRUST			6	11			1		1			1		20	40
RQL - MOUNT VERNON & WATFORD HOSPITALS NHS TRUST	620	486	296	326	41	23	151	4	86	63	15	365	9	3344	5829
RQM - CHELSEA & WESTMINSTER HEALTHCARE NHS TRUST	79	46	165	19	19	11	212	10	31	48	12	206	9	1021	1888
RQN - THE HAMMERSMITH HOSPITALS NHS TRUST	2281	1470	1005	2513	326	112	858	181	334	207	163	471	5	7183	17099
RQQ - HINCHINGBROOKE HEALTHCARE NHS TRUST	183	61	42	222	6	14	72	14	42	7	8	179	6	1361	2217
RQU - GRANTHAM & DISTRICT HOSPITAL NHS TRUST	46	48	54	64	3		1		47	1		131	2	579	974
RQV - ESSEX & HERTFORDSHIRE COMMUNITY NHS TRUST	9	5	37	6			2	1	16		9	1		138	224
RQW - THE PRINCESS ALEXANDRA HOSPITAL NHS TRUST	689	241	230	1078	17	22	105	23	174	11	28	310	7	1629	4544
RQX - HOMERTON HOSPITAL NHS TRUST	49	42	68	43			7		34	2	6	66		221	538
RQZ - BOURNEWOOD COMMUNITY & MENTAL HEALTH SERVICES NHS									1						1
RR1 - BIRMINGHAM HEARTLANDS & SOLIHULL NHS TRUST (TEACH)	1267	198	1175	1089	16	39	248	15	158	4	46	812	4	3045	8094
RR2 - ISLE OF WIGHT HEALTHCARE NHS TRUST	320	90	118	402	10	20	120	11	62	3	15	225	1	964	2361
RR3 - INVICTA COMMUNITY CARE NHS TRUST	6	1	4	1					8			2		24	46
RR4 - PINDERFIELDS & PONTEFRACHT HOSPITALS NHS TRUST	545	415	802	1070	31	34	130	24	184	14	44	582	15	3318	7208
RR5 - WIRRAL & WEST CHESHIRE COMMUNITY NHS TRUST	5	2	5	2					6		2			21	43
RR7 - GATESHEAD HEALTH NHS TRUST	128	107	344	292	117	70	491	62	39		5	59	5	895	2814
RR8 - LEEDS TEACHING HOSPITALS NHS TRUST	1209	1070	1208	1651	430	152	1006	157	704	188	382	2095	29	11565	21846
RR9 - NORTH DURHAM HEALTH CARE NHS TRUST	303	232	492	456	17	13	30	10	145	6	53	582	7	1549	3896
RRG - TOWER HAMLETS HEALTHCARE NHS TRUST	14	2	13	8		1			2			1		32	71
RRH - NEWHAM COMMUNITY HEALTH SERVICES NHS TRUST			2	1										34	37
RRJ - ROYAL ORTHOPAEDIC HOSPITAL NHS TRUST				1							2			721	724
RRK - UNIVERSITY HOSPITAL BIRMINGHAM NHS TRUST	172	206	728	348	84	27	103	37	177	73	80	392	6	5747	8180

Provider	Colon	Rectum etc.	Lung etc.	Breast	Cervix uteri	Corpus uteri	Ovary	Other gynae.	Prostate	Testis	Kidney etc.	Bladder	Other GUM	Others	Grand Total
RRL - CITY & HACKNEY COMMUNITY SERVICES NHS TRUST						1			8		1			1	1
RRR - TEDDINGTON MEMORIAL HOSPITAL & COMMUNITY NHS TRUST	4		4											8	24
RRV - UNIVERSITY COLLEGE LONDON HOSPITALS NHS TRUST	550	315	583	1016	85	28	344	74	421	138	161	286	14	6256	10271
RRX - LINCOLN & LOUTH NHS TRUST	1327	859	437	1101	75	78	139	31	259	89	85	561	8	2860	7909
RRZ - WORCESTERSHIRE COMMUNITY HEALTHCARE NHS TRUST	34	22	36	19	1	1	17	1	35		5	7		158	336
RT3 - ROYAL BROMPTON & HAREFIELD NHS TRUST	3		741	4			1		2	1	2	1		494	1249
RT5 - LEICESTERSHIRE & RUTLAND HEALTHCARE NHS TRUST	1	4					12	1	11					5	34
RT8 - LOCAL HEALTH PARTNERSHIPS NHS TRUST	42	21	37	35	1	10	11	4	44		7	14	2	123	351
RTA - SOUTH DURHAM HEALTH CARE NHS TRUST	505	391	450	336	10	39	50	9	75	4	30	282	3	1653	3847
RTC - COUNTY DURHAM & DARLINGTON PRIORITY SERVICES NHS T														1	1
RTD - THE NEWCASTLE UPON TYNE HOSPITALS NHS TRUST	1221	2207	1407	3186	218	71	966	50	713	179	268	2233	39	10894	23662
RTF - NORTHUMBRIA HEALTHCARE NHS TRUST	1044	1162	915	781	21	54	131	18	244	3	51	385	7	2661	7487
RTG - SOUTHERN DERBYSHIRE ACUTE HOSPITALS NHS TRUST	1043	775	743	1366	81	135	721	35	199	139	87	1057	7	5482	11830
RTH - OXFORD RADCLIFFE HOSPITAL NHS TRUST	1352	895	659	858	71	91	315	49	224	49	152	597	26	7653	13291
RTJ - SURREY HAMPSHIRE BORDERS NHS TRUST	9	3	4	1			3		12		1			21	54
RTK - ASHFORD & ST PETER'S HOSPITALS NHS TRUST	229	148	231	239	20	31	96	11	171	11	30	450	9	1559	3235
RTL - THAMES GATEWAY NHS TRUST	79	19	165	64	7	3	22	11	73		15	29		342	829
RTM - EAST KENT COMMUNITY NHS TRUST	2	1	3	1			2		3			2	1	17	32
RTP - SURREY & SUSSEX HEALTHCARE NHS TRUST	108	94	92	162	17	28	29	8	41	5	21	462	5	952	2024
RTT - SOUTH WARWICKSHIRE COMBINED CARE NHS TRUST	2	4	13	8			1		1					35	64
RTW - SHROPSHIRE'S COMMUNITY & MENTAL HEALTH SERVICES NH	7	4	9	8				1	22			3		74	128
RTX - MORECAMBE BAY HOSPITALS NHS TRUST	757	602	443	1616	29	51	247	21	230	14	59	341	13	4064	8487
RV3 - BRENT, KENSINGTON, CHELSEA & WESTMINSTER MENTAL HE														1	1
RV4 - COMMUNITY HEALTH SOUTH LONDON NHS TRUST	1		1				4		1			1		1	9
RV8 - NORTH WEST LONDON HOSPITALS NHS TRUST	162	175	103	165	10	25	30	11	144	5	22	499	8	1471	2828
RV9 - HULL & EAST RIDING COMMUNITY HEALTH NHS TRUST	2		7	8	1		3		1		2		1	30	56
RVJ - NORTH BRISTOL NHS TRUST	238	240	311	353	19	51	50	12	393	19	81	565	7	4924	7263
RVL - BARNET & CHASE FARM HOSPITALS NHS TRUST	202	95	282	257	19	41	55	10	207	12	44	860	10	1678	3772
RVM - SOUTH WEST LONDON COMMUNITY NHS TRUST	4	2	11						2			6		88	113
RVN - AVON & WESTERN WILTSHIRE MENTAL HEALTH CARE NHS TR														1	1
RVQ - WILTSHIRE & SWINDON HEALTHCARE NHS TRUST	14	7	36	14	2	2	2	4	21		3	5	1	108	219
RVR - EPSOM & ST HELIER NHS TRUST	202	100	206	125	21	57	35	11	172	7	59	672	8	2090	3765
RVV - EAST KENT HOSPITALS NHS TRUST	1669	1119	904	2348	77	107	404	53	294	70	73	1438	25	5844	14425
RVW - NORTH TEES & HARTLEPOOL NHS TRUST	180	199	554	426	28	20	68	18	120	11	49	216	3	1626	3518
RVX - TEES & NORTH EAST YORKSHIRE NHS TRUST	17	2	13	3	1		4	1	6		1	3	1	37	89
RVY - SOUTHPORT & ORMSKIRK HOSPITAL NHS TRUST	142	157	198	164	15	31	22	7	194	7	41	455	5	1897	3335
RWA - HULL & EAST YORKSHIRE HOSPITALS NHS TRUST	306	221	716	388	104	75	55	39	212	46	72	1092	13	3913	7252
RWC - DONCASTER & SOUTH HUMBER HEALTHCARE NHS TRUST	13	23	48	14	3	1	9		20		6	6		137	280
Grand Total	93226	70048	79308	136107	9615	9623	30837	4568	36920	6487	10370	82843	1355	521596	1062902

Mean waiting time in English trusts. Source: HES 1999/2000

Provider	Colon	Rectum etc.	Lung etc.	Breast	Cervix uteri	Corpus uteri	Ovary	Other gynae.	Prostate	Testis	Kidney etc.	Bladder	Other GUM	Others
8A1 -	4.8	8.63	4.88	4.71	4.25	30	3.4	8	3.81		2.87	10.4		4.8
RA2 - ROYAL SURREY COUNTY HOSPITAL NHS TRUST	10.96	14.04	12.19	14.15	18.1	24.2	20.95	21.13	45.68	7.5	8.38	73.64	13.5	20.22
RA3 - WESTON AREA HEALTH NHS TRUST	32.71	26.63	3.89	12.79	26.33	20.2	4.33	16.5	25.49	4	12.73	68.61	25.5	17.73
RA4 - EAST SOMERSET NHS TRUST	22.62	26.54	3.82	12.41	37.25	12.81	6.64	11.8	18.25	12.4	38.73	59.62		22.14
RA5 - EAST GLOUCESTERSHIRE NHS TRUST	1.69	2.3	4.41	2.59	18.49	22.94	2.65	25.58	22.72	2.86	9.59	54.39	13.75	6.13
RA7 - UNITED BRISTOL HEALTHCARE NHS TRUST	19.92	24	15.43	21.18	23.68	24.08	17.74	19.35	39.43	8.13	9.7	81.47	18.44	10.56
RA8 - SOUTH DEVON HEALTHCARE NHS TRUST	7.9	8.27	5.55	8.62	12.82	22.68	4.11	13.68	22.76	3.86	8.98	125.64	14	14.23
RAE - BRADFORD HOSPITALS NHS TRUST	6.3	4.99	13.24	8.08	17.63	17.76	6.16	16.75	76.65	4.43	30.7	41.39	23.14	15.56
RAF - NORTHERN GENERAL HOSPITAL NHS TRUST	21.67	31.84	15.54	17.55		28.5	47.67			39.5	19	48		21.54
RAG - DONCASTER ROYAL INFIRMARY & MONTAGU HOSPITAL NHS TRUST	19.63	18.37	4.43	14.92	17.2	24.44	12.63	16.18	33.65	5.5	32.56	85.2	18	27.31
RAJ - SOUTHBEND HOSPITAL NHS TRUST	8.15	11.31	2.5	10.85	10.5	28.04	3.34	20.8	35.42	3.94	14.53	73.95	18.71	18.11
RAL - ROYAL FREE HAMPSTEAD NHS TRUST	12.86	11.35	11.3	25.24	5.58	16.12	13.25	7.48	21.1	5.75	15.84	51.37	10.2	12.72
RAN - THE ROYAL NATIONAL ORTHOPAEDIC HOSPITAL NHS TRUST	1	1	1	13					30		3			22.83
RAP - NORTH MIDDLESEX HOSPITAL NHS TRUST	8.33	9.17	15.07	18.18	10.2	25.95	21.18	25.73	28.78	4.58	13.88	61.41	35	19.29
RAQ - NORTH HERTFORDSHIRE NHS TRUST	22.12	19.03	6	11.46	18.56	22	41.46	25.11	44.08	19.67	30.15	58.29	48	23.09
RAS - THE HILLINGDON HOSPITAL NHS TRUST	22.92	33.86	9.87	21.95	12.83	9.87	8.33	95	39.49	5	49.33	40.02	5	10.55
RAX - KINGSTON HOSPITAL NHS TRUST	15.28	22.74	5	9.13	5	20.44	12.13	16.33	88.88	19.5	8.67	33.18	9	49.7
RBA - TAUNTON & SOMERSET NHS TRUST	10.02	12.2	6.8	19.67	27.71	26.32	17.27	18.29	36.94	13.5	28	84.89	26.71	20.13
RBD - WEST DORSET GENERAL HOSPITALS NHS TRUST	32.37	22.04	11.23	16.32	62.5	38	14	15.8	44.33	1.67	29.71	62.35	26.67	31.17
RBF - MUFFIELD ORTHOPAEDIC NHS TRUST														23.66
RBK - WALSALL HOSPITALS NHS TRUST	41.73	52.27	34.25	31.17	10.2	17.13	28.1	57.29	61.76	13.67	23.2	87.66	68.17	39.38
RBL - WIRRAL HOSPITAL NHS TRUST	26.21	32.02	5.79	14.82	18.47	10.37	9.36	12	37.84	3.17	41.61	59.44	20.53	34.48
RBN - ST HELENS & KNOWSLEY HOSPITALS NHS TRUST	12.21	12.13	7.03	9.68	16.96	30.47	10.71	39.86	47.64	6.62	18.34	81.79	8	24.89
RBP - CHESTER & HALTON COMMUNITY NHS TRUST		10.33		15.5			7	34						34.3
RBQ - THE CARDIOTHORACIC CENTRE - LIVERPOOL NHS TRUST	6		11.2											9.58
RBS - ROYAL LIVERPOOL CHILDRENS NHS TRUST							4.67				21.54			14.78
RBT - THE MID CHESHIRE HOSPITALS NHS TRUST	20.14	19	6.3	10.06	9.89	20	17.89	27.88	40.23	7.33	34.46	68.41	6.25	27.67
RBV - CENTRAL MANCHESTER HEALTHCARE NHS TRUST	15.17	23.89	14.39	8.5	22.24	15.03	9.6	16.33	28.59	18.8	16.85	74.79	21	16.39
RBV - CHRISTIE HOSPITAL NHS TRUST	6.85	5.66	7.83	5.64	5.75	4.76	12.43	7.26	4.79	5.97	8.41	9.04	4.24	8.5
RBZ - NORTHERN DEVON HEALTHCARE NHS TRUST	10.11	11.87	10.97	15.58	6	16.27	18.73	11.88	33.41	10.74	38.23	44.34	58.5	18.04
RC1 - BEDFORD HOSPITALS NHS TRUST	28	22.27		12.77		22.75	11.5	12	28.79	3	32.09	64.49	44	21.46
RC3 - EALING HOSPITAL NHS TRUST	9.96	14.04	7.53	11.91	18.2	10.08	32.2	59.33	39.75	12	25.33	51.43	15.67	10.37
RC4 - EAST HERTFORDSHIRE NHS TRUST	21.14	22.57	13.39	15.81	35	30.88	7.84	22.38	31.52	7	29.33	74.89		27.91
RC9 - LUTON & DUNSTABLE HOSPITAL NHS TRUST	9.11	9.54	2.73	12.82	11.4	13.41	10.84	12	17.44	5.17	15.86	82.59	6	9.58
RCA - NORTHALLERTON HEALTH SERVICES NHS TRUST	49.77	38.29	9.56	8.41	7.5	12.2	18.7		58.81		38	144.05	21	13.38
RCB - YORK HEALTH SERVICES NHS TRUST	47.5	31.72	5.26	11.68	25	23.86	14	12.67	27.52	6	74.5	198.27	84	39.93
RCC - SCARBOROUGH & NE YORKSHIRE HEALTHCARE NHS TRUST	2.74	4.56	1.48	4.18	3.67	16.1	3.28	8.86	33.75	2.88	23.67	51.91	30.89	8.05
RCD - HARROGATE HEALTH CARE NHS TRUST	9.11	14.01	8.43	12.96	19.43	32.67	11.04	7	44.05	1	24	24.57		13.98
RCF - AIREDALE NHS TRUST	30.55	34.76		14.48	11	25.5	39	1	58.71	11	15.33	74.65	128.33	25.61
RCJ - SOUTH TEES ACUTE HOSPITALS NHS TRUST	9.17	10.38	17.77	7.48	8.57	20.25	18.24	16.48	43.98	8.53	27.9	49.91	14.82	28.59
RCN - BARNSELY COMMUNITY & PRIORITY SERVICES NHS TRUST														3
RCP - BASSETLAW HOSPITAL & COMMUNITY HEALTH SERVICES NHS TRUST	15.31	16.1	8.4	11.87	24.5	19.64	17.89	14.17	32.97	10	48.36	100.63	12	12.74
RCS - NOTTINGHAM CITY HOSPITAL NHS TRUST	2.42	3.09	7.58	7.85	5.86	12.69	1.88	10.36	44.55	5.16	10.73	74.84	15	7.32
RCU - SHEFFIELD CHILDREN'S HOSPITAL NHS TRUST	5										7.9			6.4
RCV - CENTRAL SHEFFIELD UNIVERSITY HOSPITALS NHS TRUST	32.58	30.22	14.31	21.32	22.89	24.57	23.24	25.78	29.28	8.11	28.45	77.17	15.67	13.48
RCX - KINGS LYNN & WISBECH HOSPITALS NHS TRUST	41.91	40.7	7.3	16.17	11.4	28.27	22.67	17.6	53.69	3.88	15	98.84	5.67	29.25
RCZ - BARNET COMMUNITY HEALTHCARE NHS TRUST			1								3			6
RD1 - ROYAL UNITED HOSPITAL BATH NHS TRUST	30.61	29.41		15.95	33.28	19.62	14.93	11.88	26.97	7.67	24.54	97.79	12.5	34.02
RD2 - BATH & WEST COMMUNITY NHS TRUST	1	2	1	1.8			2		1		1			29.43
RD3 - POOLE HOSPITALS NHS TRUST	10.99	10.94	7.41	14.35	14.45	19.03	14.96	23.47	16.74	5	8.29	11.29		15.02
RD6 - AYLESBURY VALE COMMUNITY HEALTHCARE NHS TRUST	1.83	27.5	1.88	1.91	2	2	2		6.07		1.67			4.91
RD7 - HEATHERWOOD & WEXHAM PARK HOSPITALS NHS TRUST	32.35	29.4	5.7	19.54	19.17	17.31	17.68	21.75	47.98	12	26.68	44.41	18.75	28.87
RDB - MILTON KEYNES GENERAL HOSPITAL NHS TRUST	22.06	25.01	6.05	12.59		16.65	23.57	11	75.96	4.71	13.25	52.63	13	8.35
RDA - PARKSIDE HEALTH NHS TRUST														37.18
RDD - BASILDON & THURROCK GENERAL HOSPITALS NHS TRUST	19.3	18.95	10.55	15.7	13	17.55	15.1	12.65	68.56	11.42	49.22	69.67	4	15.94
RDE - ESSEX RIVERS HEALTHCARE NHS TRUST	27.47	27.57	8.44	18.86	20.21	26.68	14.66	22.3	66.65	11.82	18.53	98.79	44.43	29.84
RDF - FOREST HEALTHCARE NHS TRUST	22.96	18.89	3.88	18.31	41.4	18	11.23	23.88	98.14	5	56	100.81	2	17.7
RDL - EASTBOURNE HOSPITALS NHS TRUST	10.63	18.35	5.07	8.9	7.33	25.95	15.17	25.18	39.89	5	19.59	101.4	45.5	18.79
RDM - HASTINGS & ROTHER NHS TRUST	19.99	17.82	7.35	18.42	20.33	41.33	8	17.71	34.33	4.86	17.5	67.64	14.2	18.42
RDR - SOUTH DOWNS HEALTH NHS TRUST											12			
RDU - FRIMLEY PARK HOSPITAL NHS TRUST	9.46	19.37	5.1	16.3	13.33	31.13	22.73	20.43	34.22	6.33	19.08	43.89	17.4	18.44
RDY - DORSET HEALTHCARE NHS TRUST	17.82	27		14.91		29.4	68	91	28.67			96.38		27
RDZ - ROYAL BOURNEMOUTH & CHRISTCHURCH HOSPITALS NHS TRUST	20.42	20.3	10.11	16.84	11.88	18.58	11.17	21.75	30.59	1	21.79	65.73	23.92	25.18
RE7 - WEST CUMBRIA HEALTHCARE NHS TRUST	28.56	46.72	8.44	14.04	1	14.09	5.59	1	39.53	126.5	16.78	81.95		15.91
RE9 - SOUTH TYNESIDE HEALTHCARE NHS TRUST	8.99	8.57	14.18	9.19		19.71	15.89	28	28.54	1	18.5	53.28	114.25	15.48
REA - EXETER & DISTRICT COMMUNITY HEALTH SERVICES NHS TRUST	2.5	1.29	1.13	5.8	9.33	2.75	1.75		15.24	2	1.33	106.67	3	26.39
RED - PLYMOUTH COMMUNITY SERVICES NHS TRUST	16		1						1					1
REF - ROYAL CORNWALL HOSPITALS NHS TRUST	10.04	10.23	13.42	18.22	10.42	29.68	24.7	23.7	48.03	10.54	16.52	104.15	17.43	24.46
REH - HEREFORDSHIRE COMMUNITY HEALTH NHS TRUST	1		1						2					17.8
REM - AINTREE HOSPITALS NHS TRUST	18.6	21.64	12.27	8.72	17	17.77	22.08	21	88.13	25.29	36.92	71.31	138.67	25.3
REN - CLATTERIDGE CENTRE FOR ONCOLOGY NHS TRUST	17.65	23.75	18.55	31.19	23.86	31.18	17.67	30.69	40.54	18.57	20.86	19.47	36.38	19.25
REP - LIVERPOOL WOMENS HOSPITAL NHS TRUST					20.8	18.2	14.5	18.18					13	31.63
RET - WALTON CENTRE FOR NEUROLOGY & NEUROSURGERY NHS TRUST			2											23.82
REU - BURNLEY HEALTHCARE NHS TRUST	27.38	28.06	14.83	16.75	23.86	30.43	16.14	15.75	50.66	7	29.2	80.39	43.4	33.33
REX - OLDHAM NHS TRUST	25.89	19.22	6.85	14.05	5.5	23.59	8.38	15.14	33.41	1.5	15.86	73.19	75	23.6
REY - WRIGHTINGTON HOSPITAL NHS TRUST														105.5
REZ - ROCHEDALE HEALTHCARE NHS TRUST	25.03	23.2	2.54	12.88	26.8	30.8	12.4		42.38	3.29	12.88	70.73	9	36.4
RF6 - NORTH EAST LINCOLNSHIRE NHS TRUST	13.97	20.24	12.74	14.15	17.11	26.87	44.6	15.25	54.91	6.43	29.31	17.7	13	36.64
RF7 - SCUNTHORPE & GOOLE HOSPITALS NHS TRUST	8.86	11.24	12.37	10.84	54.3	48.14	13.68	19.13	42.38	6.3	7.94	57.32	22.08	9.28
RFB - LEICESTER GENERAL HOSPITAL NHS TRUST	27.62	37.56		22.64		22.62	13.73	12.25	52.51	16.23	24.99	91.71	49.43	21.01
RFD - LEICESTER ROYAL INFIRMARY NHS TRUST	7.63	7.89	13.66	15.1	9.23	14.29	14.15	12.5	5.25	7.96	10.54	5.88	51.67	11.21
RFE - COMMUNITY HEALTH SERVICES SOUTHERN DERBYSHIRE NHS TRUST	3		1	1	29		105		8	/	1			10.73
RFF - BARNSELY DISTRICT GENERAL HOSPITAL NHS TRUST	19.28	17.21	7.22	11.51	18.82	26.36	17.29	15	27.29	3.4	11.08	89.21	14	18.17
RFG - ROTHERHAM PRIORITY HEALTH SERVICES NHS TRUST	4.38	3.75	2.69	2.17	1	2	3	3	2.93		3.33	1.33		3.38

Provider	Colon	Rectum etc.	Lung etc.	Breast	Cervix uteri	Corpus uteri	Ovary	Other gynae.	Prostate	Testis	Kidney etc.	Bladder	Other GUM	Others
RFJ - CENTRAL NOTTINGHAMSHIRE HEALTHCARE NHS TRUST	16.68	14.56	11.74	7	4	14	1		35.04	13.67	17.78	106.07	55	20.31
RFK - QUEEN'S MEDICAL CENTRE, NOTTINGHAM UNIVERSITY HOSP	57.89	29.27	8.58		21.75	24.15	14.8	28.82	3.8		7.82	18.09		19.12
RFL - GLENFIELD HOSPITAL NHS TRUST	25.54	27.01	9.88	13.28					16		25			15.65
RFR - ROTHERHAM GENERAL HOSPITALS NHS TRUST	18.91	20.7	5.78	15.96	59	35.17	33.69	18	77	12.29	41.06	50.98	17.25	22.79
RFS - CHESTERFIELD & NORTH DERBYSHIRE ROYAL HOSPITAL NHS	19.84	20.17	9.97	16.22	11.29	14.63	15.43	10.83	39.43	4.67	22.07	34.81	13.67	29.77
RG1 - MID KENT HEALTHCARE NHS TRUST	22.91	13.75	8	22.58	23.1	58.71	19.14	32	54.49	8	52.33	45.76	10.5	32.91
RG2 - GREENWICH HEALTHCARE NHS TRUST	33.25		27.25	27								390.15		174.45
RG3 - BROMLEY HOSPITALS NHS TRUST	21.44	30.41	6.94	22.51	17.57	14.84	12.9	18.23	23.03	5.78	28.03	62.93	80.33	9.45
RG4 - REDBRIDGE HEALTH CARE NHS TRUST	7.3	6.28	8.73	9.18	9	13.12	4.32	16.6	41.79	8.33	40	44.82	70	15.48
RG6 - BHB COMMUNITY HEALTHCARE NHS TRUST											15			
RG7 - HAVERING HOSPITALS NHS TRUST	25.65	27.25	8.68	27.61	11.88	24.94	21.08	23.94	43.72	9	28.42	91.15	30.7	29.69
RG8 - THAMESIDE COMMUNITY HEALTHCARE NHS TRUST			1						30					
RG9 - CALDERDALE HEALTHCARE NHS TRUST	48.2	28.46	5	25.8	9.47	11.5	13.07	9.67	63		31.56	86.42	10.62	19.52
RG8 - HUDDERSFIELD HEALTH CARE SERVICES NHS TRUST	10.54	10.62	16.5	16.52	9.43	21.96	22.43	29.35	20.11	7.25	10.84	68.31	5.33	16.54
RGK - NORTH WEST ANGLIA HEALTHCARE NHS TRUST (PETERBOROU		6	3			142		132	88.89	15		78.18	2	38.83
RGM - PAPWORTH HOSPITAL NHS TRUST			8.24	11							3.5			19.66
RGN - PETERBOROUGH HOSPITALS NHS TRUST	39.59	47.63	8.49	12.09	19	24.88	12.6	17.2	49.33	5	21.26	73.39	13	17.92
RGP - JAMES PAGET HEALTHCARE NHS TRUST	46.84	28.73	8.07	10.33	8.5	13.77	13.04	16	38.73	5.89	27.7	88.34	38	9.85
RQG - IPSWICH HOSPITAL NHS TRUST	11.11	13.31	11.9	16.08	6.22	13.48	15.3	18.13	54.78	8.35	13.94	94.13		15.71
RGR - WEST SUFFOLK HOSPITALS NHS TRUST	21.07	23.83	10.17	14.95	7.8	25.09	25.91	28	20.98	4.4	25.47	52.91		28.96
RGS - LIFESPAN HEALTHCARE NHS TRUST			8											7.2
RGT - ADDENBROOKE'S NHS TRUST	23.11	34.6	15.58	18.71	14.75	17.56	12.75	15.96	41.05	14.7	31.56	91.05	20.4	32.8
RGU - BRIGHTON HEALTH CARE NHS TRUST	42.53	46.95	5.21	41.09	23.25	12.07	11.56	23.17	55.74	6.22	31.54	77.56	39.25	34.66
RGX - EASTBOURNE & COUNTY HEALTHCARE NHS TRUST														23.33
RGZ - QUEEN MARY'S SIDCUP NHS TRUST	32.49	18.18	4.76	12.98	13.2	15.71	11.23	15.17	16.89	23	2	42.6	8	18.94
RH2 - SOUTH BUCKINGHAMSHIRE NHS TRUST	14.05	18.98	3.58	15.03	14.5	25.29	3.36	20.13	43.72	13.71	19	61.09	133.33	19.38
RH4 - WEST BERKSHIRE PRIORITY CARE SERVICES NHS TRUST	8.1	23.13	1.29	6.07	1	1.5	2.38	1.33	1.41		1.33	3.2		1.93
RH6 - GLOUCESTERSHIRE ROYAL NHS TRUST	20.62	19.12	6.28	15.89	14.11	21.74	12.05	14.2	53.23	7	13.53	120.28	5	10.14
RH7 - SEVERN NHS TRUST	11.67	96.17	2.78	14.59	37				7		1	2		45.7
RH8 - ROYAL DEVON & EXETER HEALTHCARE NHS TRUST	4.53	6.53	12.69	9.61	11.16	19.99	17.54	17.75	30.25	9.39	20.56	102.97	36.5	12.09
RHB - CAMDEN & ISLINGTON COMMUNITY HEALTH SERVICES NHS T	7													
RHC - ENFIELD COMMUNITY CARE NHS TRUST		1	1	1					1			1		1
RHM - SOUTHAMPTON UNIVERSITY HOSPITALS NHS TRUST	42.07	26.78	20.02	18	13.53	21.57	15.2	25.09	67.71	18.06	28.49	109.83	54	34.74
RHN - ANDOVER DISTRICT COMMUNITY HEALTHCARE NHS TRUST				19.25								100.8		42.56
RHS - SOUTHAMPTON COMMUNITY HEALTH SERVICES NHS TRUST	107.69	46.42		7.87			35	58	48.76	47		130.96	8	37.5
RHU - PORTSMOUTH HOSPITALS NHS TRUST	28.49	41.47	31.4	19.32	18.91	29.08	18.33	12.68	67.42	11.36	29.37	102.19	36.8	31.81
RHW - ROYAL BERKSHIRE & BATTLE HOSPITALS NHS TRUST	22.05	22.02		21.06	11	28.68	29.33	21.43	49	8.33	19.81	81.67	36.33	42.23
RHZ - EAST BERKSHIRE COMMUNITY HEALTH NHS TRUST			1	1.5					2.75					3.76
RJ1 - GUYS & ST THOMAS' NHS TRUST	41.35	34.76	19.88	35.13	23.5	22.2	23.19	51.41	40.76	59.07	34.28	76.94	18.8	27.62
RJ2 - THE LEWISHAM HOSPITAL NHS TRUST	160.72	83.76	18.26	78	17.5	26.14	23	36	25.43		102	202.12		13.65
RJ5 - ST MARY'S HOSPITAL NHS TRUST	18.83	15.3	14.06	18.11	11.63	14.87	21.76	18.1	35	7.71	22.9	45.89	19.8	18.79
RJ6 - MAYDAY HEALTHCARE NHS TRUST	17	18.91	3.67	15.54	8.78	9.9	6.81	11.5	34.03	9	26	58.32	31	88.38
RJ7 - ST GEORGE'S HEALTHCARE NHS TRUST	13.84	32.38	11.98	14.76	9.89	13.54	10.21	14.45	25.02	46.29	18.86	42.97	24.4	27.45
RJ8 - CORNWALL HEALTHCARE NHS TRUST	3.06	2.11	1.63	4.45		4	3.22	2	3.29		2.83	1.69		3.22
RJB - KIDDERMINSTER HEALTHCARE NHS TRUST	30.65	21.41	73	13.45	20	9		20	24.56	15.5	14.26	64.61	3	24.42
RJC - SOUTH WARWICKSHIRE GENERAL HOSPITALS NHS TRUST	33.21	25.03	22.64	17.71	9.5	19.87	12.71	14.25	48.69	7	12.75	82.79	34	29.16
RJD - MID STAFFORDSHIRE GENERAL HOSPITALS NHS TRUST	34.17	22.07	42.68	29.81	12.67	12.8	59.76	56.5	135.75	13	19	120.62	8	118.57
RJE - NORTH STAFFORDSHIRE HOSPITAL NHS TRUST	20.84	18.19	15.02	14.83	21.28	20.6	19.11	18.73	19.71	19.59	14.28	50.9	20.5	20.62
RJF - BURTON HOSPITALS NHS TRUST	34.43	22.78	5.89	16.92	34	16.35	22.43	9	21	37	15.32	92.86	8	25.86
RJH - GOOD HOPE HOSPITAL NHS TRUST	2.63	4	3.83	3.25	18.31	14.95	11.33	8.42	30.42	4	25.68	71.64	35.6	10.38
RJN - EAST CHESHIRE NHS TRUST	17.76	14	19	8.64	16.2	21.24	8.2	63	47.66	8.33	28.77	56.29	23	21.52
RJR - COUNTESS OF CHESTER HOSPITAL NHS TRUST	33.68	26.1	5.2	15.17	18.4	18.58	20.71	5	32.07	10.83	24.46	70.32	23	33.62
RJS - HALTON GENERAL HOSPITAL NHS TRUST	14	22.04	3.54	10.42					89.95	3.4	31	62.56	15.86	18.63
RJY - WIGAN & LEIGH HEALTH SERVICES NHS TRUST	11.79	12.2	3.89	16.19	18.79	19.29	18.4	9.42	35.12	4.14	15.74	62.66	8	23.5
RJZ - KING'S COLLEGE HOSPITAL NHS TRUST	31.81	23.86	8.25	11.06	50.04	31.4	26.44	52.44	58.06	11.5	46.85	62.4	29.8	12.94
RK1 - PILGRIM HEALTH NHS TRUST	7.11	9	6.02	16.84	24.33	27.33	20.93	36	41.89	7.46	10.68	43.49	18.5	15.76
RK5 - THE KINGS MILL CENTRE FOR HEALTH CARE SERVICES NHS	22.95	16.11	6.72	13.15	28	25.51	21.58	15.13	37.42	9.33	24.89	78.31	35.25	40.84
RK9 - PLYMOUTH HOSPITALS NHS TRUST	4.36	4.45	13.61	14.46	17.85	18.17	15.34		30.27	11.17	18	58.35	18	16.07
RKB - UNIVERSITY HOSPITALS COVENTRY & WARWICKSHIRE NHS T	35.89	35.69	8.01	12.92	11.13	16.67	17.54	9.48	51.44	16.09	21.7	88.05	114.43	20.2
RKC - WARRINGTON HOSPITAL NHS TRUST	35.41	24.02	7.78	16.56	10.25	50	12.39	26	33.85	5.6	15.89	63.01	28.75	25.25
RKE - WHITTINGTON HOSPITAL NHS TRUST	14.9	15.15	6.54	16.71	15	34.8	11.5	18.63	65.45	8	21.91	80.9	10	19.04
RKF - THE PRINCESS ROYAL HOSPITAL NHS TRUST	23.76	18.79	2.91	14.12	13		3	68	52.43	8.6	28.17	59.36		15.99
RKX - NORTH DERBYSHIRE COMMUNITY HEALTHCARE SERVICE NHS	3											17.8		4.08
RL1 - ROBERT JONES & AGNES HUNT ORTHOPAEDIC & DISTRICT H									1			17.5		25.2
RL4 - THE ROYAL WOLVERHAMPTON HOSPITALS NHS TRUST	73.21	68.26	32.8	71.45	27.49	33.38	70.03	34.1	40.63	36.54	96.82	117.8	10.5	54.94
RLG - CARLSLE HOSPITALS NHS TRUST	15.08	6.49		23.41	12	14.59	16.53	13.57	58.31	2.2	14	20.72	17.5	25.83
RLN - CITY HOSPITALS SUNDERLAND NHS TRUST	6.7	7.83	6.91	5.88	40.7	19.68	7.52	14.06	61.92	8.14	27.22	90.35	14.71	38.87
RLQ - HEREFORD HOSPITALS NHS TRUST	44.47	22.77	5.31	9.15	14.5	19.94	9.79	14.5	30	42.88	13.11	75.9	180	21.92
RLR - WORCESTER ROYAL INFIRMARY NHS TRUST	16.02	23.72	6.51	13.97	23.55	14.18	11.78	11	32.51	58.17	13.75	62.68	8	15.43
RLT - GEORGE ELIOT HOSPITAL NHS TRUST	26.38	25.26	7.97	13.49	50.31	40.06	30.91	51.71	24.89	11.83	14.43	89.79	9	34.73
RLU - BIRMINGHAM WOMEN'S HEALTHCARE NHS TRUST					2	28.33								24.57
RLV - SOUTHERN BIRMINGHAM COMMUNITY HEALTH NHS TRUST														4
RLW - CITY HOSPITAL NHS TRUST (INCORPORATING THE BIRMING	17.26	15.91	17.31	17.92	22.7	33.06	18.92	23.46	33.21	16	31.67	85.1	26	32.3
RLX - NORTHERN BIRMINGHAM COMMUNITY HEALTH NHS TRUST														31
RLY - NORTH STAFFORDSHIRE COMBINED HEALTHCARE NHS TRUST	5		1	1	2	1	4.5		1		1	1		1.43
RLZ - ROYAL SHREWSBURY HOSPITALS NHS TRUST	10.82	15.49	19.38	18.84	30.11	18.39	24.74	31.33	46.14	11.8	38.5	33.82	84.08	23.86
RM1 - NORFOLK & NORWICH HEALTH CARE NHS TRUST	12.42	11.36	18.81	18.27	24.92	22.93	15.43	18	45.14	20.02	22.26	74.62	13.36	20.78
RM2 - SOUTH MANCHESTER UNIVERSITY HOSPITALS NHS TRUST	13.38	18.17	18.78	9.67	13.1	16.71	18.38	3	24.49	12.75	18.78	91.61	4.5	23.74
RM3 - SALFORD ROYAL HOSPITALS NHS TRUST	17.96	23.67	11.73	21.07	29.71	20.53	10.3	18	44.72	9.33	41.76	85.77	9.33	83.08
RM4 - TRAFFORD HEALTHCARE NHS TRUST	61.2	23.58	4.82	10.76		13.5	20.17	16	52.62	5.33	22	100.55		23.11
RM9 - ALEXANDRA HEALTHCARE NHS TRUST	13.05	12.9	1.61	15.01	27	18.85	14.88	21	57.13	2.87	44.26	70.58	154	51
RM6 - BLACKBURN, HYNDBURN & RIBBLE VALLEY HEALTH CARE NH	33.25	41.8	37.13	23.18	17.23	42.6	19.64	14.1	45.89	7	36.32	87.72	10	28.3
RMC - BOLTON HOSPITALS NHS TRUST	18	17.99	8.11	16.08	14.52	13.57	21.32	15	38.43	3.9	18.88	86.11	43	36.58
RMF - PRESTON ACUTE HOSPITALS NHS TRUST	3.84	5.33	9.25	9.72	14.17	13.68	3.35	7.95	24.51	4.99	26.05	65.83	12.67	17.12
RMK - NORTH MANCHESTER HEALTHCARE NHS TRUST	24.97	35.02	12	14.7	21.5	25.12	12	13	55.23	14.25	33.53	74.66	90	36.96
RML - BLACKPOOL WYRE & FYLDE COMMUNITY HEALTH SERVICES N														34.81

Provider	Colon	Rectum etc.	Lung etc.	Breast	Cervix uteri	Corpus uteri	Ovary	Other gynae.	Prostate	Testis	Kidney etc.	Bladder	Other GUM	Others
RMN - BURY HEALTH CARE NHS TRUST	17.4	19.83	16.66	15.23	15.5	23.55	18	24.75	38.58	13.25	28	31.78	34	24.28
RMP - TAMESIDE & GLOSSOP ACUTE SERVICES NHS TRUST	18.06	22.25	11.86	13.75	19.89	19.07	18.46	21.75	34.96	4.33		53.36		30.53
RMR - BLACKPOOL VICTORIA HOSPITAL NHS TRUST	13.11	10.74	10.31	11.95	14.64	17.37	15	17.1	14.92	12.4	7.71	22.88	21.78	10.3
RMS - STOCKPORT ACUTE SERVICES NHS TRUST	26.2	43.33	4.03	8.74	23	27.14	14.18	33.29	33.92	13.33	19.27	58.23	21.5	33.25
RMW - DEWSBURY HEALTH CARE NHS TRUST	40.98	40.42	20.5	11.12	38	21.47	19	8.33	122.67	4.4	21	81.42	88.71	30.5
RNX - NORWICH COMMUNITY HEALTH PARTNERSHIP NHS TRUST														5
RN1 - WINCHESTER & EASTLEIGH HEALTHCARE NHS TRUST	12.7	21.73	3.4	9.31	35.4	23.88	28	6.25	40.33	5.8	16.27	47.98	24	22.38
RN3 - SWINDON & MARLBOROUGH NHS TRUST	7.88	14.95	4.69	16.98	30.92	18.72	8.1	11.29	74.88	41	21.76	84.83	125.67	22.82
RN5 - NORTH HAMPSHIRE HOSPITALS NHS TRUST	22.08	15.31	23.05	19.25	74	23.37	19.69	37.31	106.55	2	29.25	139.96	38.25	24.17
RN6 - DORSET COMMUNITY NHS TRUST	50.75	13		23.33	30	29.67		51	16.33			170.14		14.28
RN7 - DARTFORD & GRAVESHAM NHS TRUST	40.62	29.54	11.67	28	26.36	20.38	16.22	21.38	88.73	4	38.85	124.06	78	27.19
RNA - DUDLEY GROUP OF HOSPITALS NHS TRUST	17.56	16.88	6.05	17.39	20.33	17.39	15.1	32.4	29.15	4	15.71	40.9	8	33.94
RNE - SANDWELL HEALTHCARE NHS TRUST	82.34	24.22	11.44	16.61	43	22.07	14.52	11	20.32		14.43	75.03	31	18.76
RNG - PREMIER HEALTH NHS TRUST	31	28							48	14		134.97		14.53
RNH - NEWHAM HEALTHCARE NHS TRUST	8.69	7.35	8.89	6.25	10.71	10.33	11.8	38	54.33	10.8	12	52.05		10.35
RNJ - BARTS & THE LONDON NHS TRUST	13.51	19.71	17.25	17.28	10.2	23.1	15.33	14.8	53	9.18	25.73	76.45	80	10.18
RNM - NEWCASTLE CITY HEALTH NHS TRUST			1	1							1			
RNQ - KETTERING GENERAL HOSPITAL NHS TRUST	33.92	38.96	7.67	16.87	10.86	18.09	11.82	11.3	49.67	7.08	73.7	121.13	25.43	22.35
RNR - ROCKINGHAM FOREST NHS TRUST	1.39	1.45	1.73	1.92			1	1	1.06		1	1.2	1	1.19
RNS - NORTHAMPTON GENERAL HOSPITAL NHS TRUST	11.21	8.83	22.63	35.17	15.3	16.25	38.22	17.24	35.83	13.12	10.58	62.04	14.75	19.37
RNT - STOKE MANDEVILLE HOSPITAL NHS TRUST	17.62	17.33	7.97	13.67	27	19.2	42	15.71	61.84	5	10.11	137.13		28.55
RNV - OXFORDSHIRE COMMUNITY HEALTH NHS TRUST	1.36	14.17	1.58	1			1		5.92			1.5		1.93
RNW - NORTHAMPTON COMMUNITY HEALTHCARE NHS TRUST	1	1	1	1	1	1	1	1	1		1	1		1
RNZ - SALISBURY HEALTHCARE NHS TRUST	12.63	15.82		12.98		14.7	10	16.4	58.9	8.67	5	57.28	11.75	34.65
RP4 - GREAT ORMOND STREET HOSPITAL FOR CHILDREN NHS TRUS			12.27							26.57	46.29	23.54		33.88
RP6 - MOORFIELDS EYE HOSPITAL NHS TRUST														34.65
RPA - MEDWAY NHS TRUST	23.75	29.92	10.27	21.41	19	14.8	16.89	21	69.29	4.5	31.38	53.83	39.25	34
RPC - THE QUEEN VICTORIA HOSPITAL NHS TRUST				30.47										25.83
RPD - KENT & SUSSEX WEALD NHS TRUST	51.5	22	38.73	19.83	18.5	24.94	46.86	17.45	52.47	21	12.94	57.21	21	28.25
RPL - WORTHING & SOUTHLANDS HOSPITALS NHS TRUST	37.95	39.09		14.35	17	26.57	20	25.29	42.98	2	27.76	91.66	12.67	64.16
RPR - THE ROYAL WEST SUSSEX NHS TRUST	20.18	20.14	3.45	20.56	13.67	20.58	8.13	33.5	80.14		36.21	93.61	11	30.38
RPS - MID SUSSEX NHS TRUST	19.96	25.12	4.94	12.05	16.5	17	11.75	61	25.44		25.7	40.32	9	14.16
RPW - ST ALBANS & HEMEL HEMPSTEAD NHS TRUST	30.77	25.16	15.07	18.15	25.5	16.57	6.88	13	68.61	18.6	80	80.11		32.2
RPY - THE ROYAL MARSDEN HOSPITAL NHS TRUST	14.33	13.51	12.36	14.64	11.72	13.1	14.84	12.08	11.05	14.12	15.55	22.67	12.67	11.88
RQ3 - BIRMINGHAM CHILDREN'S HOSPITAL NHS TRUST			12.75				7				15.44			18.53
RQ6 - ROYAL LIVERPOOL AND BROADGREEN HOSPITALS UNIVERSIT	10.77	25.3	15.84	13.21			28.8		31.81	10.25	39.63	77.59	20.67	19.48
RQ7 - THE MANCHESTER CHILDREN'S HOSPITALS NHS TRUST								231						66.5
RQ8 - MID ESSEX HOSPITAL SERVICES NHS TRUST	30.93	17.33	10.93	18.48	12.44	15.61	23.06	22.58	114.77	4.6	26.14	31.81	34	40.43
RQL - MOUNT VERNON & WATFORD HOSPITALS NHS TRUST	54.22	30.85	1.75	17.71	13	12.36	8.75		43.63	3.67	26.8	38.15	25.5	51.72
RQN - THE HAMMERSMITH HOSPITALS NHS TRUST	5.76	3.78	3.41	5.61	3.39	9.76	2.3	8.79	21.42	11	11.16	72.97	7	10.07
RQQ - HINCHINGBROOKE HEALTHCARE NHS TRUST	24.75	23.78	3	26.06	22	32.17		36.8	64.6	2.83	36.29	37.73	51.67	29.33
RQU - GRANTHAM & DISTRICT HOSPITAL NHS TRUST	16.37	21.91	4.05	22.17					23.5	21		67.52	7	12.17
RQV - ESSEX & HERTFORDSHIRE COMMUNITY NHS TRUST	1		1	1					1		3			1
RQW - THE PRINCESS ALEXANDRA HOSPITAL NHS TRUST	7.6	19.79	8	9.1	23.48	55.21	12.27	11.85	57.59	5	23.84	90.23	47	19.84
RQX - HOMERTON HOSPITAL NHS TRUST	17.38	8.33	1.88	9.96			15		11.2	10.5	36	83.15		26.62
RR1 - BIRMINGHAM HEARTLANDS & SOLIHULL NHS TRUST (TEACH)	23.88	25.41	21.85	18.73	17.77	12.9	13.87	10.33	34.64	8	29.23	51.33	16	26.35
RR2 - ISLE OF WIGHT HEALTHCARE NHS TRUST	39.59	28.63		10.78	45.8	18.79	14	32.8	48.2	3	82.87	101.52	45	34.14
RR4 - PINDERFIELDS & PONTEFRACCT HOSPITALS NHS TRUST	9.24	13.75	6.06	9.9	12.69	28.87	26.14	19.36	70.17	2.75	18.17	44.61	9.14	20.07
RR5 - WIRRAL & WEST CHESHIRE COMMUNITY NHS TRUST									13.5					
RR7 - GATESHEAD HEALTH NHS TRUST	32.97	30.43	70	22.37	8	38			31.2			143.45	11	28.29
RR8 - LEEDS TEACHING HOSPITALS NHS TRUST	17.8	21.05	16.69	11.74	22.85	18.26	8.57	17.4	34.05	16.27	17.74	84.11	32.39	13.88
RR9 - NORTH DURHAM HEALTH CARE NHS TRUST	14.14	18.31	13.71	19.39	20.5	19.08	29.18	31	37.69	5.4	39.85	71.38	35	24.26
RRG - TOWER HAMLETS HEALTHCARE NHS TRUST	26													
RRJ - ROYAL ORTHOPAEDIC HOSPITAL NHS TRUST				109							3.5			6.3
RRK - UNIVERSITY HOSPITAL BIRMINGHAM NHS TRUST	12.04	17.2	16.32	16.63	18.13	13	15.9	12.77	35.51	15.51	18.87	54.22	18.4	22.93
RRV - UNIVERSITY COLLEGE LONDON HOSPITALS NHS TRUST	13.99	13.09	12.18	15.38	13.59	14.71	16.32	15.97	31.58	11.86	15.88	73.71	20.64	15.77
RRX - LINCOLN & LOUTH NHS TRUST	7.42	8.72	7.98	16.98	6.54	13.57	18.41	17.22	38.82	7.37	20.04	69.39	25.25	19.38
RRZ - WORCESTERSHIRE COMMUNITY HEALTHCARE NHS TRUST	24.14	21.88				29			32		31	38.67		28.24
RT3 - ROYAL BROMPTON & HAREFIELD NHS TRUST			11.88	3		7				8				10.03
RT5 - LEICESTERSHIRE & RUTLAND HEALTHCARE NHS TRUST	27						8	27	61.8					
RT6 - LOCAL HEALTH PARTNERSHIPS NHS TRUST				9					22.67					12.33
RTA - SOUTH DURHAM HEALTH CARE NHS TRUST	3.48	4.51	10.97	7.54	9.29	15	3.81	11.43	19.93	8.25	12.89	54.67	44	8.95
RTD - THE NEWCASTLE UPON TYNE HOSPITALS NHS TRUST	13.68	10.37	15.09	15.06	16.38	14.34	13.64	11.49	25.86	7.15	15.26	38.89	12.37	18.89
RTF - NORTHUMBRIA HEALTHCARE NHS TRUST	10.57	10.9	9.38	11.23	5.82	16.05	16.25	14.5	18.28	11.33	7.79	49.86	14.8	14.79
RTG - SOUTHERN DERBYSHIRE ACUTE HOSPITALS NHS TRUST	7.4	9.37	5.99	6.9	10.23	12.62	4.99	12.13	38.4	5.92	14.78	67.92	33.67	14.35
RTH - OXFORD RADCLIFFE HOSPITAL NHS TRUST	10.04	12.88	13.39	7.06	16.54	21.08	10.19	15.75	27.27	21.21	13.88	70.72	24.04	16.08
RTK - ASHFORD & ST PETER'S HOSPITALS NHS TRUST	25.8	19.62	3.26	17.42	20.79	33.17	9.57	19	46.45	42.8	41.94	63.04	69.89	24.26
RTL - THAMES GATEWAY NHS TRUST	1	1	1.31	1	2.2	1	2.33	2.5	1.41		1	1		1.39
RTP - SURREY & SUSSEX HEALTHCARE NHS TRUST	49.26	26.85	1	20.13	10.38	17.35	30.63	11.14	38.48	26.25	33.69	90.48	32	34.83
RTW - SHROPSHIRE'S COMMUNITY & MENTAL HEALTH SERVICES NH	1	2	1	1.86					1.44			2.33		1.81
RTX - MORECAMBE BAY HOSPITALS NHS TRUST	55.17	52.43	41.64	47.06	20.2	20.13	48.19	14.8	65.81	61.75	16.25	67.28	12.17	57.11
RV4 - COMMUNITY HEALTH SOUTH LONDON NHS TRUST			3				3.67		5					
RV8 - NORTH WEST LONDON HOSPITALS NHS TRUST	37.76	24.88	6.92	21.34	10.63	27.55	11	18	39.92	5	30.13	54.51	11.6	19.92
RVJ - NORTH BRISTOL NHS TRUST	13.53	17.89	4.61	12.76	17.4	19.84	11.08	18.33	45.97	12.12	18.93	130.97	32	23.67
RVL - BARNET & CHASE FARM HOSPITALS NHS TRUST	23.31	20.48	6.84	18.07	37	28.79	19.43	45.83	50.47	8.67	32.05	68.72	19.89	27.13
RVM - SOUTH WEST LONDON COMMUNITY NHS TRUST	77.5		2						148			303.2		80.25
RVR - EPSOM & ST HELIER NHS TRUST	29.62	26.29	7.31	12.98	48.63	33.45	21.47	8.4	52.9	5.57	48.82	95.83	69.5	19.16
RVV - EAST KENT HOSPITALS NHS TRUST	18.23	19.26	12.57	14.47	22.58	24.04	14.52	28.47	52.84	12.72	40.02	70.31	27.42	29.09
RVW - NORTH TEES & HARTLEPOOL NHS TRUST	18.84	22.13	2.98	9.87	8.92	11.53	22.78	15	77.26	7.25	24.68	92.13	27	43.64
RVY - SOUTHPORT & ORMSKIRK HOSPITAL NHS TRUST	18.25	33.58	8.75	12.79	14.73	27.92	11.14	18	31.32	3.5	23.1	49.36	22.87	20.91
RWA - HULL & EAST YORKSHIRE HOSPITALS NHS TRUST	17.98	26.18	9.46	12.44	24.22	16.04	12.15	15.31	46.43	13.68	30.93	61.22	30	23.68
RWC - DONCASTER & SOUTH HUMBER HEALTHCARE NHS TRUST		25	38.5											13

Mean spell duration in English trusts. Source: HES 1999/2000

Provider	Colon	Rectum etc.	Lung etc.	Breast	Cervix uteri	Corpus uteri	Ovary	Other gynae.	Prostate	Testis	Kidney etc.	Bladder	Other GUM	Others
1A1 -	20.31	11.5	14.37	19.02	18.5	6	15.14	36.5	19.54		14.13	16.33		14.3
1CV -	11.65	14	9.61	10.67	6	5	12.13	3.6	8.66		5.29	13.33		9.83
1G4 -							65							105
1A2 - ROYAL SURREY COUNTY HOSPITAL NHS TRUST	4.55	4.87	3.38	5.67	3.59	4.79	8.38	4.95	6.39	2.13	10.08	6.79	18	6.05
1A3 - WESTON AREA HEALTH NHS TRUST	15.18	13.55	11.65	6.78	3.75	6.47	14.73	4.4	5.71	1.6	7	2.91	7	8.89
1A4 - EAST SOMERSET NHS TRUST	12.22	13.5	9.27	5.04	10.29	6.29	13.44	5.33	6.37	0.5	10.83	3.54		9.05
1A5 - EAST GLOUCESTERSHIRE NHS TRUST	11.6	10.5	9.11	6.18	3.69	6.05	6.41	10.36	9.05	4.93	11.29	7.49	13.5	9.87
1A7 - UNITED BRISTOL HEALTHCARE NHS TRUST	9.02	9.33	8.24	9.54	5.07	6.5	10.63	13.14	13.11	2.88	8.53	6.41	7.22	8.33
1A9 - SOUTH DEVON HEALTHCARE NHS TRUST	13.62	16.58	10.84	5.94	7.2	6.31	10.61	12.15	8.25	5.69	14.78	6.31	7.5	10.72
1AE - BRADFORD HOSPITALS NHS TRUST	11.92	11.87	6.75	5.99	7.16	7.54	8.01	12.5	9.85	1	9.29	3.88	4.22	9.5
1AF - NORTHERN GENERAL HOSPITAL NHS TRUST	17.05	13.04	8	7.54	4.5	6	9.14	69	14	9.5	28.67	20.5		9.31
1AG - DONCASTER ROYAL INFIRMARY & MONTAGU HOSPITAL NHS TRUST	14.45	14.59	10.25	7.44	8.75	7.98	12.35	11.38	8.56	1.63	9.52	5.84	3	9.3
1AJ - SOUTHEAST HOSPITAL NHS TRUST	11.22	12.08	7.7	6.04	4.79	5.77	7.07	8.71	8.95	4.92	11.26	7.01	5.22	9.26
1AL - ROYAL FREE HAMPSTEAD NHS TRUST	14.34	10.34	17.32	8.23	5.96	8.09	13.09	10.23	10.48	4.87	12.36	5.13	14	11.76
1AN - THE ROYAL NATIONAL ORTHOPAEDIC HOSPITAL NHS TRUST	17	0	4	1					12		45.75			14.19
1AP - NORTH MIDDLESEX HOSPITAL NHS TRUST	6.04	6.16	11.87	10.21	6.06	7.33	11.51	4.9	16.59	3.7	11.44	8.95	7	11.01
1AQ - NORTH HERTFORDSHIRE NHS TRUST	15.82	15.57	14.64	7.01	6.44	8.26	16.62	7.5	7.87	1.5	16.12	4.92	5.5	9.77
1AS - THE HILLINGDON HOSPITAL NHS TRUST	20.95	15.92	20.79	5.24	8.6	9.67	20.47	7.67	9.22	1	15.85	5.93	3	12.11
1AX - KINGSTON HOSPITAL NHS TRUST	17.23	13.05	14.57	6.76	5.5	5.06	18.25	3.67	11	2	9.84	6.16	4	11.05
1BA - TAUNTON & SOMERSET NHS TRUST	11.71	12.61	5.98	4.59	11.23	7.45	9.63	7.29	7.34	0.38	12.81	4.6	4.29	8.27
1BB - ROYAL NATIONAL HOSPITAL FOR RHEUMATIC DISEASES NHS TRUST														9.5
1BD - WEST DORSET GENERAL HOSPITALS NHS TRUST	13.73	9.61	8.81	4.22	3.5	4.94	11.1	5.33	7.2	2.33	8.19	5.34	1.33	6.83
1BF - NUFFIELD ORTHOPAEDIC NHS TRUST														11.53
1BK - WALSALL HOSPITALS NHS TRUST	17.36	17.59	8.34	4.4	5.6	7.52	12.21	7.75	12.29	4.33	18.82	6.92	10.8	14.1
1BL - WIRRAL HOSPITAL NHS TRUST	14.98	15.06	13.5	7.45	4.52	8.66	13	17.71	11.83	3.62	12.19	6.05	10.31	10.48
1BN - ST HELENS & KNOWSLEY HOSPITALS NHS TRUST	15.09	13.44	11.13	6.21	5.63	6.97	9.8	1.67	8.8	3.32	10.16	5.36	9	8.93
1BP - CHESTER & HALTON COMMUNITY NHS TRUST		8.67		2.83		5	19.33	1	29					17.2
1BQ - THE CARDIOTHORACIC CENTRE - LIVERPOOL NHS TRUST	10		9.89						35.5					9.17
1BS - ROYAL LIVERPOOL CHILDRENS NHS TRUST							2.83				4.87			4.18
1BT - THE MID CHESHIRE HOSPITALS NHS TRUST	16.65	11.49	8.99	4.72	6.21	5	13.93	9.75	6.64	2.4	13.08	5.01	9.5	10.95
1BU - CENTRAL MANCHESTER HEALTHCARE NHS TRUST	19.2	13.51	9.12	15.11	7.57	8.13	10.8	11.89	9.98	11.86	9.68	4.48	4	13.75
1BV - CHRISTIE HOSPITAL NHS TRUST	3.46	6.78	4.06	9.91	7.42	10.82	2.25	10.16	12.65	4.89	5.68	9.21	17.86	5.99
1BZ - NORTHERN DEVON HEALTHCARE NHS TRUST	10.66	6.76	8.12	5.86	10.8	5.5	7.45	10.67	10.12	2	10.86	5.87	19	9.16
1C1 - BEDFORD HOSPITALS NHS TRUST	14.39	13.86	11.63	5.89	20.33	6.7	8.77	2	13.77	10.5	14.06	5.2	5	8.76
1C3 - EALING HOSPITAL NHS TRUST	21.09	23.71	14.79	9.27	7.5	9.63	29	11	17	2	19	6.88	2	10.86
1C4 - EAST HERTFORDSHIRE NHS TRUST	14.59	15.1	11.32	6.14	4.5	6.11	9.96	8.88	11.26	1.5	15.73	3.94		9.07
1C9 - LUTON & DUNSTABLE HOSPITAL NHS TRUST	14.63	10.25	9.6	4	9.5	5.94	10.28	8.4	8.14	4.4	7.69	5.94		8.92
1CA - NORTHALLERTON HEALTH SERVICES NHS TRUST	8.41	7.73	7.76	4.19	23	11.89	4.78		12.2		9.3	4.69	4	8.11
1CB - YORK HEALTH SERVICES NHS TRUST	5.04	6.24	10.26	4.39	3.75	6.66	8.92	6.78	8.6	1.23	7.27	3.58	9.77	7.92
1CC - SCARBOROUGH & NE YORKSHIRE HEALTHCARE NHS TRUST	11.99	14.19	8.78	4.66	7.9	8.74	10.93	12.14	7.49	1	8.22	4.82	6.11	8.48
1CD - HARROGATE HEALTH CARE NHS TRUST	19.79	15.7	10.18	3.72	4.33	6.14	7.56	6	6.62	1	13.2	4.56	3	13.9
1CE - BRADFORD COMMUNITY HEALTH NHS TRUST		84	31.67	18			102		40.5		27			22.37
1CF - AIREDALE NHS TRUST	8.36	8.52	6.81	5.65	5	9.5	5.14	18	6.47	6.28	9	6.47	1.67	10.92
1CJ - SOUTH TEES ACUTE HOSPITALS NHS TRUST	9.83	11.98	9.81	3.99	5.11	5.52	5.69	7.58	5.8	2	9.42	6.07	10.27	7.11
1CN - BARNESLEY COMMUNITY & PRIORITY SERVICES NHS TRUST	38.5	69.8	35.1	65					122.5			68.5		23.5
1CP - BASSETLAW HOSPITAL & COMMUNITY HEALTH SERVICES NHS TRUST	14.25	11.44	9.45	6.81	7.67	6.56	12.33	4.83	7.66	1	7.58	3.49	1	10.5
1CS - NOTTINGHAM CITY HOSPITAL NHS TRUST	8.16	9.99	7.83	6.36	5.43	5.52	8.99	8.16	7.75	8.98	12.21	5.5	8.14	9.41
1CU - SHEFFIELD CHILDREN'S HOSPITAL NHS TRUST											3.8			5.12
1CV - CENTRAL SHEFFIELD UNIVERSITY HOSPITALS NHS TRUST	5.96	8	6.16	8.25	7.41	7.97	4.51	9.35	9.25	3.63	9.41	6.96	3.5	8.73
1CX - KINGS LYNN & WISBECH HOSPITALS NHS TRUST	15.1	11.78	9.77	6.1	6.41	9.2	13.59	16.43	11.96	4.75	17.21	5.22	1	9.51
1CZ - BARNET COMMUNITY HEALTHCARE NHS TRUST	14		17.55	4		55	11		32			5		17.83
1D1 - ROYAL UNITED HOSPITAL BATH NHS TRUST	13.3	14.25	12.53	7.85	4.86	4.5	7.1	7.92	8.08	6.03	9.98	4.73	12	10.92
1D2 - BATH & WEST COMMUNITY NHS TRUST	21.09	24.79	16.11	24.8		30	11.07	43	27.57		25	26.14	9	18.72
1D3 - POOLE HOSPITALS NHS TRUST	14.27	12.39	13.2	7.05	10	6.72	10.35	12.15	14.16	1.38	7.06	13.48	41.67	10.13
1D5 - AYLESBURY VALE COMMUNITY HEALTHCARE NHS TRUST	12.57	8	12.64	9.81	6	27	15.17		11		14.4	6		9.16
1D7 - HEATHERWOOD & WEXHAM PARK HOSPITALS NHS TRUST	13.16	12.42	10.45	6.36	3.22	10.56	13.67	10.85	8.11	2	13.33	5.34	3.5	8.89
1D8 - MILTON KEYNES GENERAL HOSPITAL NHS TRUST	15.24	10.7	14.42	4.92		8.79	13.08	29.17	7.04	5.17	12.25	6.33	5.29	8.28
1D9 - MILTON KEYNES COMMUNITY HEALTH NHS TRUST			18	16										6.67
1DA - PARKSIDE HEALTH NHS TRUST	12.41	13	19.4	12.63	28	9.5	28.4		12.96		32.8	9.5		13.35
1DD - BASILDON & THURROCK GENERAL HOSPITALS NHS TRUST	13.45	13.23	11.41	7.72	6.63	7.19	10.79	10.94	8.75	1.75	13.61	6.1	0	9.37
1DE - ESSEX RIVERS HEALTHCARE NHS TRUST	10.47	10.28	11.63	7.32	3.44	14.13	4.75	9.66	9.6	3.47	9.14	7.64	7.17	11.35
1DF - FOREST HEALTHCARE NHS TRUST	17.87	15.02	10.29	9.88	7.94	6	12.36	8	12.71	2.8	21.23	8.09	4.33	10.06
1DH - NEW POSSIBILITIES NHS TRUST			519	145										
1DL - EASTBOURNE HOSPITALS NHS TRUST	12.14	12.4	9.9	6.75	3.17	9	11.66	16.58	6.87	2.5	11.2	5.05	3	9.18
1DM - HASTINGS & ROTHER NHS TRUST	16.05	14.16	16.03	6.05	6.83	13	8.76	6.67	7.27	1.43	10	4.78	9.75	10.75
1DR - SOUTH DOWNS HEALTH NHS TRUST	1	5	15.63	28					27.5			1		8.36
1DU - FRIMLEY PARK HOSPITAL NHS TRUST	15.57	16.9	8.35	6.35	7.67	8.24	16.48	13.38	11.33	1.71	11.66	5.26	9.83	12.25
1DY - DORSET HEALTHCARE NHS TRUST	17.3	14.83	14.83	4.63		1	8.82	2	19.19			6		15.08
1DZ - ROYAL BOURNEMOUTH & CHRISTCHURCH HOSPITALS NHS TRUST	16.01	11.98	13.21	8.25	21	7.71	14.88	15.71	7.34	6.67	11.43	4.55	5.67	11.48
1E7 - WEST CUMBRIA HEALTHCARE NHS TRUST	15.6	14.63	17.65	6.45		3.7	11.13	28	11.14	1	12.59	3.98		10.97
1E9 - SOUTH TYNESIDE HEALTHCARE NHS TRUST	18.62	21.34	17.9	8.08	27	7.22	15.75		12.08	1	14	7.76	13.14	16.61
1EA - EXETER & DISTRICT COMMUNITY HEALTH SERVICES NHS TRUST	14.07	18.29	12.51	18.27	13	7	14.39	5.67	15.32		11.83	11.29		15.06
1ED - PLYMOUTH COMMUNITY SERVICES NHS TRUST	17	12	8.67	62		17	1		11.67			48.5		19.55
1EF - ROYAL CORNWALL HOSPITALS NHS TRUST	13.58	12.42	8.89	5.34	16.47	7.59	8.6	7.5	6.31	1.75	11.01	5.92	5.86	8.49
1EH - HEREFORDSHIRE COMMUNITY HEALTH NHS TRUST	26.2	33	27.5	4.67		1	18.5		18.83		8.33	4		13.35
1EM - AINTREE HOSPITALS NHS TRUST	19.04	16.99	15.07	13.54	9.5	8.25	11.59	7.75	14.06	5.67	17.22	7.04	11.2	13.11
1EN - CLATTERBRIDGE CENTRE FOR ONCOLOGY NHS TRUST	5.34	11.2	4.16	10.02	9.11	9.04	1.92	11.28	15.74	3.24	10.5	8.63	20.63	9.77
1EP - LIVERPOOL WOMENS HOSPITAL NHS TRUST					7.5	11.36	9.76	11.44					8	3.47
1ES - NORTH MERSEY COMMUNITY NHS TRUST		20.5	196			22	15		4					16.4
1ET - WALTON CENTRE FOR NEUROLOGY & NEUROSURGERY NHS TRUST	10		27											13.22
1EU - BURNLEY HEALTHCARE NHS TRUST	20.56	14.52	9.87	6.66	4.67	15.21	20	5.67	9.97	2.6	12.11	6.78	10.75	12.12

Provider	Colon	Rectum etc.	Lung etc.	Breast	Cervix uteri	Corpus uteri	Ovary	Other gynae.	Prostate	Testis	Kidney etc.	Bladder	Other GUM	Others
REX - OLDHAM NHS TRUST	21.31	14.19	10.68	7.38	8.53	10	12.26	12.17	9.27	2.67	15.33	5.51	8	11.81
REY - WRIGHTINGTON HOSPITAL NHS TRUST				8										31.33
REZ - ROCHDALE HEALTHCARE NHS TRUST	17.77	17.16	17.21	6.93	9.25	7.77	15.58		10.25	6.63	16.71	10.01	7.5	12.66
RF6 - NORTH EAST LINCOLNSHIRE NHS TRUST	10.73	8.11	9.53	5.36	3.44	5.36	6.27	4.45	9.42	1.92	14.58	3.7	12.8	9.89
RF7 - SCUNTHORPE & GOOLE HOSPITALS NHS TRUST	9.42	7.65	11.81	7.18	7.85	9.31	10.52	15.25	8.18	1.5	12	5.05	8.62	10.49
RFB - LEICESTER GENERAL HOSPITAL NHS TRUST	15.51	14.43	22.19	12	8.43	6.68	10.49	11	6.75	2.88	11.03	5.37	2.6	14.96
RFD - LEICESTER ROYAL INFIRMARY NHS TRUST	11.03	9.43	7.29	7.52	3.79	7.18	5.24	11.47	8.94	3.81	5.14	13.92	2.5	9.17
RFE - COMMUNITY HEALTH SERVICES SOUTHERN DERBYSHIRE NHS	17.31	23.8	19.94	26.13			26	18.6	15.14		27.67	47.33		26.39
RFF - BARNESLEY DISTRICT GENERAL HOSPITAL NHS TRUST	14.49	16.9	10.47	8.89	3	6	8.22	5	7.33	2.7	11.64	3.64	7	9.65
RFG - ROTHERHAM PRIORITY HEALTH SERVICES NHS TRUST	9.5	10.1	7.36	9.96	16	2	11.14	7	7.96		7	6.8		7.4
RFJ - CENTRAL NOTTINGHAMSHIRE HEALTHCARE NHS TRUST	14.71	13.44	11.41	12.31	8.17	14.5	11.2	11	10.85	1.33	3	4.14		12.08
RFK - QUEEN'S MEDICAL CENTRE, NOTTINGHAM UNIVERSITY HOSP	14.79	10.35	8.46	4	6.29	5.82	10.56	11.18	9.44		2.62	10.25		7.62
RFL - GLENFIELD HOSPITAL NHS TRUST	16.76	13.93	11.18	6.32		14.5	8.11		7.13		13.29			12.6
RFR - ROTHERHAM GENERAL HOSPITALS NHS TRUST	17.04	14.38	12.3	3.18	2.67	12	17.72	6.13	13.07	1.2	10.67	5.11	47.6	10.83
RFS - CHESTERFIELD & NORTH DERBYSHIRE ROYAL HOSPITAL NHS	14.47	14.9	8.48	3.15	2	4.87	9.61	1.71	8.44	1.88	7.82	5	7.2	7.93
RFW - WEST MIDDLESEX UNIVERSITY NHS TRUST	24.42	22.21	21.41	9.55	11.67	7.14	19.77	2	14.65	2	11.81	4.1		11.16
RG1 - MID KENT HEALTHCARE NHS TRUST	9.13	8.29	4.02	5.84	2.64	6.17	5.51	6.13	9.68	2.73	10.96	5.4	2.5	5.76
RG2 - GREENWICH HEALTHCARE NHS TRUST	12.34	10.71	10.75	7.29	6.11	10.74	12.63	19	12.94	2.17	13.41	4.34	6.33	15.28
RG3 - BROMLEY HOSPITALS NHS TRUST	17.43	17.09	11.76	6.49	6.31	11.88	17.96	5	6.5	2.18	7.34	4.23	5.67	11.23
RG4 - REDBRIDGE HEALTH CARE NHS TRUST	12.45	62.66	14.19	6.27	4.57	4.73	7.1	8	16.03	4.4	9.59	7.63		14.36
RG6 - BHB COMMUNITY HEALTHCARE NHS TRUST	33	29	23.5	20					27.67		10			22.33
RG7 - HAVERING HOSPITALS NHS TRUST	15.94	16.11	11.71	6.49	12.02	9	10.75	6.6	11.55	1.63	11.28	6.72	3.78	11.94
RG8 - THAMESIDE COMMUNITY HEALTHCARE NHS TRUST			106	35.5				40	1					79.22
RG9 - CALDERDALE HEALTHCARE NHS TRUST	12.23	13.84	13.25	6.15	6.56	10.45	13.43	10.38	5.29		5.33	22.89	7.33	13.07
RGB - HUDDERSFIELD HEALTH CARE SERVICES NHS TRUST	14.71	11.76	9.99	5.41	3.4	7.45	5.64	4.43	10.44	1.5	11.96	4.23	1	10.79
RGK - NORTH WEST ANGLIA HEALTHCARE NHS TRUST (PETERBOROU	10.5	20	5.1	17		6		6	7.92	0	31.5	3.23	1	11.64
RGM - PAPWORTH HOSPITAL NHS TRUST			6.37	9.67							2.5			9.63
RGN - PETERBOROUGH HOSPITALS NHS TRUST	18.99	16.7	8.48	5.33	9.38	4.23	7.59	3	10.97	4.14	8.21	4.47	4	8.75
RGP - JAMES PAGET HEALTHCARE NHS TRUST	14.09	15.67	11.04	5.54	3	5.88	10.69	13.33	7.36	1.14	8.44	4.6	8.5	9.39
RGQ - IPSWICH HOSPITAL NHS TRUST	11.8	11.85	9.97	3.81	7.28	5.73	8.36	9.06	9.82	3.43	12.24	6.03	13.67	8.31
RGR - WEST SUFFOLK HOSPITALS NHS TRUST	12.08	20.46	17.5	6.35	9.5	9.24	6.68	5.88	9.02	1.67	8.77	4.63		11.29
RGS - LIFESPAN HEALTHCARE NHS TRUST	6.75	38	7.08	6.8			17.33	8	4.3			11.5		16.27
RGT - ADDENBROOKE'S NHS TRUST	14.18	11.36	6.74	5.81	7.02	3.73	9.46	5.91	8.82	5.01	6.88	6.4	3.2	9.76
RGU - BRIGHTON HEALTH CARE NHS TRUST	11.08	8.39	11.93	4.43	5.05	7.12	10.64	9.19	8.31	3.9	8.74	4.57	4.75	8.28
RGX - EASTBOURNE & COUNTY HEALTHCARE NHS TRUST	13.75	56.5	10.5	33.67							29			15.78
RGZ - QUEEN MARY'S SIDCUP NHS TRUST	14.93	16.58	11.58	9.65	5.91	7.74	14.54	8.25	10.49	4	6.22	4	1	11.58
RH2 - SOUTH BUCKINGHAMSHIRE NHS TRUST	17.04	13.38	12.76	4.9	12.5	15.89	7.39	8.38	8.89	3.18	10.7	4.79	4	9.37
RH4 - WEST BERKSHIRE PRIORITY CARE SERVICES NHS TRUST	14.07	24.54	15.16	11.79	34.5	10.5	12.5	17.8	14.98		11.25	12.79		13.6
RH6 - GLOUCESTERSHIRE ROYAL NHS TRUST	14.76	12.56	16.82	6.67	5.25	6.92	9.65	14.25	7.9	1.58	11.42	5.9		7.77
RH7 - SEVERN NHS TRUST	9.89	19.31	19.86	9.09	37		14.33		13.65		10.33	12.83		15.24
RH8 - ROYAL DEVON & EXETER HEALTHCARE NHS TRUST	9.83	6.87	8.27	5.11	2.44	6.12	6.52	8.42	7.42	2.91	7.59	5.72	5.5	7.17
RHB - CAMDEN & ISLINGTON COMMUNITY HEALTH SERVICES NHS T	12	40.67	41.33	38			20.5		49.8		13			25.67
RHC - ENFIELD COMMUNITY CARE NHS TRUST	18	279	29.33	42.9				4	13.2			7	4	33.35
RHJ - WORTHING PRIORITY CARE SERVICES NHS TRUST	5.86		5.63	23					27		14	2		312.69
RHK - NORTH HAMPSHIRE, LODDON COMMUNITY NHS TRUST	24	14	30.5	4			27	24.5	42.67			12		6.75
RHM - SOUTHAMPTON UNIVERSITY HOSPITALS NHS TRUST	10.16	10.71	9	9.96	8.14	8.42	7.83	12.58	10.5	4.48	8.7	7	9.8	9.72
RHN - ANDOVER DISTRICT COMMUNITY HEALTHCARE NHS TRUST	25	10.75	21.44	10		2	5.5		11.33		4			8.95
RHS - SOUTHAMPTON COMMUNITY HEALTH SERVICES NHS TRUST	11.97	13.55	14.31	14.7	192		6.25		12.94	0	14.5	3.06	1	8.6
RHU - PORTSMOUTH HOSPITALS NHS TRUST	14.64	12.45	9.11	5.16	3.76	5.37	9.02	5.38	5.25	1.87	8.22	4.26	8.17	7.38
RHW - ROYAL BERKSHIRE & BATTLE HOSPITALS NHS TRUST	10.24	9.47	9.22	7.03	4	5.58	6.57	7.63	9.69	3.48	11.66	4.75	6.2	8.07
RHZ - EAST BERKSHIRE COMMUNITY HEALTH NHS TRUST	24		13.75	15.4					12.33					18.8
RJ1 - GUYS & ST THOMAS' NHS TRUST	16.23	11.64	8.64	6.83	5.3	4.49	9.06	12.77	11.53	4.85	12.33	6.12	14.43	10.12
RJ2 - THE LEWISHAM HOSPITAL NHS TRUST	17.78	13.39	12.7	23	12.15	8.11	13.94	25.17	24.71		11	23.14		12.91
RJ5 - ST MARY'S HOSPITAL NHS TRUST	13.1	8.79	13.38	6.86	6.9	9.53	9.02	11.88	5.27	7	11.19	7.96	3	12.09
RJ6 - MAYDAY HEALTHCARE NHS TRUST	22.19	20.64	15.15	7.06	12.62	8.95	14.79	26.33	14.1	2	20.35	8.04	5	13.24
RJ7 - ST GEORGE'S HEALTHCARE NHS TRUST	12.72	15.66	6.72	6.12	12.29	12.03	5.92	9.33	11.04	2.2	11.39	6.44	20.2	7.58
RJ8 - CORNWALL HEALTHCARE NHS TRUST	11.13	22.13	16.46	15.53	11.5	7.67	10.05	44.5	11.84		13.08	20.8	13	14.45
RJB - KIDDERMINSTER HEALTHCARE NHS TRUST	14.53	20.23	18.37	4.64	23.5	9.25	7.69	5	8	3	9	6.89		9.53
RJC - SOUTH WARWICKSHIRE GENERAL HOSPITALS NHS TRUST	14.15	15.13	9.24	5.67	8.4	8.52	14.39	6.5	7.58	1.5	13.1	4.85		8.64
RJD - MID STAFFORDSHIRE GENERAL HOSPITALS NHS TRUST	16.74	16.21	13.17	8.73	8.5	7	11.44	11.14	8.07		17.41	6.38	43	12.16
RJE - NORTH STAFFORDSHIRE HOSPITAL NHS TRUST	12.33	9.57	8.54	7.9	5.44	8.2	8.77	11.23	8.6	3.36	6.04	4.4	3.4	9.02
RJF - BURTON HOSPITALS NHS TRUST	11.84	16.45	9.81	3.94	6.33	8.75	7.35	34.67	8.05	1.71	8.09	4.68	8	9.79
RJH - GOOD HOPE HOSPITAL NHS TRUST	17.05	14.91	12.36	6.22	5.42	6.82	9.16	5	8.98	2	7.3	6.32	2.5	11.01
RJN - EAST CHESHIRE NHS TRUST	12.42	12.54	10.33	4.08	4.86	6	12.28	7.63	6.51	2	16.63	5		9.63
RJR - COUNTRESS OF CHESTER HOSPITAL NHS TRUST	13.23	12.51	12.14	2.74	14.6	6.78	18.12	14	7.61	2	12.08	5.08	13.2	8.85
RJS - HALTON GENERAL HOSPITAL NHS TRUST	15.49	14.06	15.09	5.38		23	19		6.93	2	9.24	5.39	2.8	12.86
RJY - WIGAN & LEIGH HEALTH SERVICES NHS TRUST	15.88	14.25	10.7	9.76	9.54	5.71	7.66	6.17	8.6	1	10.22	6.24	2	12.44
RJZ - KING'S COLLEGE HOSPITAL NHS TRUST	13.03	14.97	14.27	7.7	5.81	17.75	11.93	4.7	8.09	4	11.52	5.94	3.6	11.58
RK1 - PILGRIM HEALTH NHS TRUST	15.42	14.18	8.86	6.99	9	5.53	14.9		7.18	0.75	10.5	6.81	13.8	8.64
RK4 - LINCOLN DISTRICT HEALTHCARE NHS TRUST									2					38
RK5 - THE KINGS MILL CENTRE FOR HEALTH CARE SERVICES NHS	9.99	10.07	6.22	3.89	6.38	6.27	9.8	3.8	8.16	2.67	10	6.63	5.8	9.17
RK6 - NOTTINGHAM HEALTHCARE NHS TRUST	41.5								34					28.78
RK9 - PLYMOUTH HOSPITALS NHS TRUST	12.9	11.11	6.06	4.13	3.62	6.61	6.94		7.73	4.33	12.41	5.78	1	7.01
RKB - UNIVERSITY HOSPITALS COVENTRY & WARWICKSHIRE NHS T	15.18	14.98	10.9	9.43	6.23	5.73	7.25	12.43	9.27	5.09	12.5	7	24.33	10.54
RKC - WARRINGTON HOSPITAL NHS TRUST	14.9	13.4	13.55	4.48	8.33	8.58	11.82	8.67	9.95	1.63	12.52	4.05	9.67	8.2
RKE - WHITTINGTON HOSPITAL NHS TRUST	16.18	14.62	14.08	6.97	11.22	8.35	16.83	17.57	9.57	0.5	12.33	6.55	2	11.22
RKF - THE PRINCESS ROYAL HOSPITAL NHS TRUST	12.06	13.2	11.84	4.16	8.5	4	6.78	22	8.36	1.8	10.22	4.35	8	9.56
RKX - NORTH DERBYSHIRE COMMUNITY HEALTHCARE SERVICE NHS	32.13	18.5	14	18.6		43.5	79		30.67		31	19.2	11.5	18.04
RL1 - ROBERT JONES & AGNES HUNT ORTHOPAEDIC & DISTRICT H	3.5		40	1			23		14.5			29		14
RL4 - THE ROYAL WOLVERHAMPTON HOSPITALS NHS TRUST	13.43	13.29	9.58	6.93	5.6	6.06	9.72	8.68	7.85	4.52	13.88	5.2		10.21
RLF - NORTH LAKELAND HEALTHCARE NHS TRUST	28.73	9.67	13.06	16.67			49.5	10	11.2			24.83		27.95
RLG - CARLISLE HOSPITALS NHS TRUST	11.61	9.3	9.91	5.23	8.21	6.21	8.45	8.17	6.33	3.43	9.88	5.35	47	6.78
RLH - PRIORITY HEALTHCARE WEARSDALE NHS TRUST	12	12	9.69	20.27	5.25	13	18		9.82		10.43	7		11.21

Provider	Colon	Rectum etc.	Lung etc.	Breast	Cervix uteri	Corpus uteri	Ovary	Other gynae.	Prostate	Testis	Kidney etc.	Bladder	Other GUM	Others
RLN - CITY HOSPITALS SUNDERLAND NHS TRUST	13.08	14.27	10.21	7.79	9.38	7.85	9.9	5.24	8.66	2.14	7.97	5.86	7.5	9.75
RLQ - HEREFORD HOSPITALS NHS TRUST	10.9	10.44	8.68	2.96	7.86	6.68	6.4	2	5.55	0.71	5.85	2.34		7.25
RLR - WORCESTER ROYAL INFIRMARY NHS TRUST	15.03	14.5	8.21	4.99	5.69	9.32	7.44	8	7.73	1.67	10.48	5.03	1.5	8.26
RLT - GEORGE ELIOT HOSPITAL NHS TRUST	12.39	14.83	9.98	6.4	9.15	8.57	15.24	9.17	7.96	1	14.59	5.09	9	9.27
RLU - BIRMINGHAM WOMEN'S HEALTHCARE NHS TRUST					6	9.14								7.78
RLV - SOUTHERN BIRMINGHAM COMMUNITY HEALTH NHS TRUST	7		15.6	24			6		13.67			1		11.25
RLW - CITY HOSPITAL NHS TRUST (INCORPORATING THE BIRMINGHAM)	19.19	17.02	13.18	7.1	9.18	12.32	17.59	14.1	10.89	3	23.15	8	3	12.18
RLX - NORTHERN BIRMINGHAM COMMUNITY HEALTH NHS TRUST	7.73	15.62	20.17	13.6	55		13.6	23	13.83		12.5	13.57		14.29
RLY - NORTH STAFFORDSHIRE COMBINED HEALTHCARE NHS TRUST	27.5	11	24.53	96	18.33	22.6	24		45.14		19	17.75		42.53
RLZ - ROYAL SHREWSBURY HOSPITALS NHS TRUST	7.56	6.75	5.84	4.8	3.83	5.9	4.79	7.11	7.28	2.25	7.31	6.37	3.4	5.49
RM1 - NORFOLK & NORWICH HEALTH CARE NHS TRUST	9.98	10.43	7.16	4	5.55	4.21	6.3	6.13	6.41	2.83	8.46	3.86	10.69	7.33
RM2 - SOUTH MANCHESTER UNIVERSITY HOSPITALS NHS TRUST	19.44	15.86	5.96	6.76	5.31	6.25	8.95	6.5	8.55	3	10.57	5.9	3.25	7.34
RM3 - SALFORD ROYAL HOSPITALS NHS TRUST	21.25	17.89	11.73	6.3	7.85	9.83	16.53	11.25	8.13	3	12.91	4.62	4.8	10.43
RM4 - TRAFFORD HEALTHCARE NHS TRUST	19.22	13.41	14.88	9.07	7.33	12.11	13.64	11.67	13.17	1.33	14.35	7.15	43	11.69
RM9 - ALEXANDRA HEALTHCARE NHS TRUST	15.2	13.29	12.39	5.72	7.33	13.46	13.82	4	12.94	1.67	18.17	6.66	4	11.53
RM8 - BLACKBURN, HYNDBURN & RIBBLE VALLEY HEALTH CARE NHS TRUST	16.45	16.42	9.78	5.92	11.14	8	10.05	10.63	6.78	3.75	8.51	5.63	2	11.14
RM0 - BOLTON HOSPITALS NHS TRUST	12.92	13.33	11.24	5.98	6.26	5.69	15.51	9.25	10.82	4.27	9.32	5.87	6	19.24
ME - COMMUNICARE NHS TRUST	9.33	12	15.28	28.25			22.5		11.88		22.25	20.2		13.44
RMF - PRESTON ACUTE HOSPITALS NHS TRUST	11.28	13.74	9.09	5.67	12.06	6.31	8.76	11.71	7.08	4.61	11.83	6.28	3.82	8.32
RMK - NORTH MANCHESTER HEALTHCARE NHS TRUST	17.21	16.49	14.17	8.38	9.09	7.69	18.3	3.5	11.06	3.17	19.74	7.86	7.67	10.27
RL - BLACKPOOL WYRE & FYLDE COMMUNITY HEALTH SERVICES NHS TRUST	21.83	8	19.09	29			1		35.5		8	24.82		25.95
RMN - BURY HEALTH CARE NHS TRUST	17.22	18.18	13.12	5.61	6.14	8.15	18.89	6.6	17.13	2.33	21.17	5.48	2	11.62
RMP - TAMESIDE & GLOSSOP ACUTE SERVICES NHS TRUST	16.14	16	10.92	5.98	5	7.36	14.5	13.6	13.6	1	9	4.56		11.13
RMQ - TAMESIDE & GLOSSOP COMMUNITY & PRIORITY SERVICES NHS TRUST	31.08	26.33	16.35	9	8.33	1.5			10.5		24.5	30.6		15.81
RMR - BLACKPOOL VICTORIA HOSPITAL NHS TRUST	16.33	14.57	10.1	6.01	6.42	6.19	14.34	11.75	7.66	2	11.31	5.5	7	12.19
MS - STOCKPORT ACUTE SERVICES NHS TRUST	18.5	18.16	15.47	7.7	5.75	8.33	18.48	14.38	8.48	1.67	14.89	4.83	8.67	13.93
MT - STOCKPORT HEALTHCARE NHS TRUST	6.5		25	51.67			14		43		33	28		
RMW - DEWSBURY HEALTH CARE NHS TRUST	18.57	19.21	10.77	8.8	5.83	7.13	16.35	7.25	13.54	2.29	19.5	6.88	20.43	14.47
RMX - NORWICH COMMUNITY HEALTH PARTNERSHIP NHS TRUST	15.21	13.81	15.53	15.33	15.67	10.45	14.71	11.57	11.77		13.58	16.04		14.06
RN1 - WINCHESTER & EASTLEIGH HEALTHCARE NHS TRUST	17.27	15.02	13	5.02	3.5	8.32	9.92	3.33	5.78	1.83	12	4.46	14	10.25
RN3 - SWINDON & MARLBOROUGH NHS TRUST	14.87	12.49	12.17	5.78	10.47	8.06	11.11	10.23	7.45	2.13	10.84	7.86	5	10.02
RN4 - PORTSMOUTH HEALTHCARE NHS TRUST	40.93	17.36	13.75	25.77		21	15.1	24	19.26		16.29	14.2	3	23.61
RN5 - NORTH HAMPSHIRE HOSPITALS NHS TRUST	16.54	15.23	10.83	6.96	6.86	5.9	10.62	8.82	7.21	1.75	9.11	3.62	4.5	8.07
RN6 - DORSET COMMUNITY NHS TRUST	23.95	13	17.08	26.63		15	24		26.41		3.67	36.1		15.7
RN7 - DARTFORD & GRAVESHAM NHS TRUST	15.74	13.08	14.63	5.65	10.67	10.56	15.76	4.44	9.03	2	11	4.14	4	12.67
NA - DUDLEY GROUP OF HOSPITALS NHS TRUST	17.8	14.68	13.58	4.48	4.2	9.46	15.39	9.86	10.59	2.4	11.19	4.66	7.8	12.61
RNC - DUDLEY PRIORITY HEALTH NHS TRUST			77											
RNE - SANDWELL HEALTHCARE NHS TRUST	20.05	14.12	14.01	7.02	7.45	5.5	11.54	11.23	10.48		16.31	4.82	15	10.49
RNF - NORTHERN BIRMINGHAM MENTAL HEALTH NHS TRUST														18
RNG - PREMIER HEALTH NHS TRUST	13.71	13	15.31	29.89			13		17.53		3.8	5.89		15.51
RNH - NEWHAM HEALTHCARE NHS TRUST	21.44	15.17	20.24	10.28	3.55	5.71	14.63	7.8	20.85	2.4	7.5	8.57	8.33	15.97
RNJ - BARTS & THE LONDON NHS TRUST	8.29	8.48	8.54	8.67	5.78	5.97	7.07	8.38	11.55	6.21	11.84	6.05	8.13	9.85
RNM - NEWCASTLE CITY HEALTH NHS TRUST	112		28.5	107							119			
RNQ - KETTERING GENERAL HOSPITAL NHS TRUST	15.53	12.06	12.96	6.06	11.9	8.94	17.39	11.08	9.61	1.75	10.42	4.13	10.86	9.23
RNR - ROCKINGHAM FOREST NHS TRUST	8.33	9.17	9.28	10.78			1		17.3	16		15	14	23.9
RNS - NORTHAMPTON GENERAL HOSPITAL NHS TRUST	10.22	10.25	5.16	5.87	3.31	3.91	3.51	4.67	8.48	3.42	10.71	5.22	2.75	7.34
RNT - STOKE MANDEVILLE HOSPITAL NHS TRUST	14.23	14.38	9.2	7.38	5.8	5.32	6.71	7.25	7.62	2.5	20.9	6.49		8.63
RNV - OXFORDSHIRE COMMUNITY HEALTH NHS TRUST	23.48	28.21	13.33	16.92		9	12.33		15.46		15.25	16.8		14.63
RNW - NORTHAMPTON COMMUNITY HEALTHCARE NHS TRUST	9.83	13.64	11.81	15.49	7	15.5	14.68	12.83	15.37		7.63	12.71		13.79
RNZ - SALISBURY HEALTHCARE NHS TRUST	15.3	23.86	12.54	6.1	6.67	7.3	15.03	7.5	8.67	3	8.33	5.76	2.33	9.1
RP2 - HARINGEY HEALTHCARE NHS TRUST	19	14	13.53	16			18		25.69			40.25		17.57
RP4 - GREAT ORMOND STREET HOSPITAL FOR CHILDREN NHS TRUST			6.33							2.4	6.52	5.85		10.16
RP6 - MOORFIELDS EYE HOSPITAL NHS TRUST														3.14
RPA - MEDWAY NHS TRUST	14.18	13.25	11.12	5.8	4.42	6.77	14.52	12.17	5.82	2	14.14	5.7	4.33	10.28
RPC - THE QUEEN VICTORIA HOSPITAL NHS TRUST			3.33	9.89					6		12	10		5.74
RPD - KENT & SUSSEX WEALD NHS TRUST	14.3	13.92	14.1	4.72	5.58	7.19	8.37	7.08	8.29	4	11.79	6.45	7	9.67
RPK - SUSSEX WEALD & DOWNS NHS TRUST	20.25		20.33	4			17		29.75		17.33	18		23.17
RPL - WORTHING & SOUTHLANDS HOSPITALS NHS TRUST	13.62	13.74	13.84	3.31	8	5.48	11.27	11.13	10.82	1	14.38	6.59	2	9.59
RPN - KINGSTON & DISTRICT COMMUNITY NHS TRUST	4.5	48.33	24	75								18	18	30.8
RPR - THE ROYAL WEST SUSSEX NHS TRUST	14.16	15.02	12.62	5.08	7.33	7.06	14.68	2.67	8.44	5.67	15.61	3.71		7.16
RPS - MID SUSSEX NHS TRUST	17.13	15.79	14.5	4.38	4	4	8.47	8.33	5.91		20.6	4.02	9	9.16
RPW - ST ALBANS & HEMEL HEMPSTEAD NHS TRUST	17.47	17.19	13.37	12.9	3.8	5.56	17.96	6	5.82		13.76	4.37		10.89
RPY - THE ROYAL MARSDEN HOSPITAL NHS TRUST	4.5	4.93	4.28	5.44	6.57	6.7	3.83	9.47	8.15	4.18	6.15	4.93	6.08	7.46
RQ3 - BIRMINGHAM CHILDREN'S HOSPITAL NHS TRUST			5.75				4.17	11		3	3.83	16		4.49
RQ5 - WOLVERHAMPTON HEALTH CARE NHS TRUST														40.5
RQ6 - ROYAL LIVERPOOL AND BROADGREEN HOSPITALS NHS TRUST	23.09	21.15	20.27	6.03	21.5		24.3	19	11.74	5.7	17.98	6.94	2.5	14.27
RQ7 - THE MANCHESTER CHILDREN'S HOSPITALS NHS TRUST							3.75	1		3.4	2.84	0		5.9
RQ8 - MID ESSEX HOSPITAL SERVICES NHS TRUST	17.24	14.74	11.08	5.73	6.58	5.35	12.05	9.73	9.27	1.6	13.55	5.08	5.5	6.82
RQJ - WEST HERTS COMMUNITY HEALTH NHS TRUST			10	5.18			12		8			50		18.1
RQL - MOUNT VERNON & WATFORD HOSPITALS NHS TRUST	3.09	3.44	3.85	3.68	6.83	5.57	2.76	22	4.69	2.43	5.8	3.84	5.17	4.71
RQM - CHELSEA & WESTMINSTER HEALTHCARE NHS TRUST	11.84	7.28	6.8	13.43	7.95	8.3	3.91	3.78	15.29	0.79	5.67	3.63	5.2	3.86
RQN - THE HAMMERSMITH HOSPITALS NHS TRUST	7.24	6.54	10.74	7.11	10.57	11.67	7.57	6.79	17.61	5.67	8.9	8.65	14.75	11.74
RQQ - HINCHINGBROOKE HEALTHCARE NHS TRUST	12.57	17	8.33	11.28	2.6	5.5	14	2	4.35	1.6	9.13	5.08	35.5	10.29
RQU - GRANTHAM & DISTRICT HOSPITAL NHS TRUST	13.58	11.89	9.2	3.08	4		1		6.54			5.5	32	14.37
RQV - ESSEX & HERTFORDSHIRE COMMUNITY NHS TRUST	31.44	1.4	19.05	79			6	12	33.69		11.33	5		9.18
RQW - THE PRINCESS ALEXANDRA HOSPITAL NHS TRUST	13.88	13.93	13.61	6.2	5.62	8.06	10.63	13.75	10.13	2.63	8.07	5.04	2.25	11.2
RQX - HOMERTON HOSPITAL NHS TRUST	15.44	25.39	12.56	13.86			13.17		25.77		28	13		16.19
RQZ - BOURNEWOOD COMMUNITY & MENTAL HEALTH SERVICES NHS TRUST									10					
RR1 - BIRMINGHAM HEARTLANDS & SOLIHULL NHS TRUST (TEACHING)	13.72	13.74	8.97	6.4	5.71	9.44	11.28	6.36	11.16	2	10.13	5.58	3.75	11.65
RR2 - ISLE OF WIGHT HEALTHCARE NHS TRUST	13.52	11.18	7.46	5.98	8.83	5.53	7.19	11.88	9.56	1.67	4.91	4.32	1	5.98
RR3 - INVICTA COMMUNITY CARE NHS TRUST	16.33	3	21	1					14.5			11.5		15.88
RR4 - PINDERFIELDS & PONTEFRACCT HOSPITALS NHS TRUST	18.21	14.01	10.24	5.17	8.09	6.81	12.96	9.71	9.78	2.21	16.27	8.36	15.18	11.33
RR5 - WIRRAL & WEST CHESHIRE COMMUNITY NHS TRUST	35	29.5	28.25	13					25.33		15			24.9

Provider	Colon	Rectum etc.	Lung etc.	Breast	Cervix uteri	Corpus uteri	Ovary	Other gynae.	Prostate	Testis	Kidney etc.	Bladder	Other GUM	Others
RR7 - GATESHEAD HEALTH NHS TRUST	20.07	12.09	14.04	7.62	5.94	7.27	9.83	11.05	26.58		12.67	19.27	13.33	12.12
RR8 - LEEDS TEACHING HOSPITALS NHS TRUST	9.77	9.9	10.82	7.08	3.73	9.37	6.99	11.03	5.95	3.91	8.57	6.08	9.96	8.25
RR9 - NORTH DURHAM HEALTH CARE NHS TRUST	12.7	12.56	7.97	4.23	1	5.8	7.6	16.14	7.72	2.17	8.79	5.44	8.2	10.42
RRG - TOWER HAMLETS HEALTHCARE NHS TRUST	17.29	24	34.25	39		15			27.5			42		24.66
RRH - NEWHAM COMMUNITY HEALTH SERVICES NHS TRUST			29.5	14										8.36
RRJ - ROYAL ORTHOPAEDIC HOSPITAL NHS TRUST				7							5			6.64
RRK - UNIVERSITY HOSPITAL BIRMINGHAM NHS TRUST	13.06	13.38	5.01	7.01	7.3	6.7	4.68	11.86	8.08	3.17	11.06	5.3	3	7.82
RRL - CITY & HACKNEY COMMUNITY SERVICES NHS TRUST														59
RRR - TEDDINGTON MEMORIAL HOSPITAL & COMMUNITY NHS TRUST	22.33		17.75			27			16.33		16			12.38
RRV - UNIVERSITY COLLEGE LONDON HOSPITALS NHS TRUST	8.9	9.98	8.19	7.5	7.35	6.54	10.86	8.35	9.3	4.43	7.74	6.95	4.7	9.92
RRX - LINCOLN & LOUTH NHS TRUST	7.5	10.45	9.1	7.37	6.67	6.75	7.27	6.57	11.36	4.52	15.38	7.3	6	10.33
RRZ - WORCESTERSHIRE COMMUNITY HEALTHCARE NHS TRUST	18.04	11.5	12.42	13.78	79	1	20	30	18.81		18.4	11.25		17.67
RT3 - ROYAL BROMPTON & HAREFIELD NHS TRUST	6.67		6.53	1.33			5		0	6	12.5	2		6.84
RT5 - LEICESTERSHIRE & RUTLAND HEALTHCARE NHS TRUST		8.75					10.1		20.2					12.8
RT6 - LOCAL HEALTH PARTNERSHIPS NHS TRUST	13.38	16.1	13.03	17.74	13	11.6	23.55	27.5	12.79		12.57	17.71	18	16.6
RTA - SOUTH DURHAM HEALTH CARE NHS TRUST	14.17	9.34	9.39	7.01	3	6.7	7.52	2.67	13.98	2	10.92	5.23		9.41
RTC - COUNTY DURHAM & DARLINGTON PRIORITY SERVICES NHS T														7
RTD - THE NEWCASTLE UPON TYNE HOSPITALS NHS TRUST	12.66	10.52	7.21	6.35	5.35	7.08	9.8	9.8	7.65	4.79	8.22	5.89	8.29	8.71
RTF - NORTHUMBRIA HEALTHCARE NHS TRUST	12.46	13.13	10.7	7.72	13.38	7.31	11.45	8.27	10.68	1.67	10.13	6.4	5	10.08
RTG - SOUTHERN DERBYSHIRE ACUTE HOSPITALS NHS TRUST	10.06	7.31	8.51	5.29	5.67	5.43	10.74	8.55	9.09	3.15	11.24	4.23	12.67	7.56
RTH - OXFORD RADCLIFFE HOSPITAL NHS TRUST	12.16	10.26	6.69	5.47	5.22	5.35	7.87	8.51	9.9	3.33	6.1	4.47	4.38	7.88
RTJ - SURREY HAMPSHIRE BORDERS NHS TRUST	28.44	12.67	15.75	2			15.67		38.92		2			10.67
RTK - ASHFORD & ST PETER'S HOSPITALS NHS TRUST	14.75	14.62	12.14	6.13	4.46	7.92	11.37	13.13	10.47	1.89	11.72	6.3	2.86	10.4
RTL - THAMES GATEWAY NHS TRUST	12.97	12.16	11.16	14.03	16.43	11	10.43	19.73	12.75		14.73	10.68		12.98
RTM - EAST KENT COMMUNITY NHS TRUST	18.5	7	7.33	8			2.5		59			5	9	13.82
RTP - SURREY & SUSSEX HEALTHCARE NHS TRUST	17.18	12.97	17.58	7.41	10.73	10.63	15.34	14	8.53	3.75	16.18	4.08	10.2	12.88
RTT - SOUTH WARWICKSHIRE COMBINED CARE NHS TRUST	10.5	25.5	25.69	27.38			1		19					26.29
RTW - SHROPSHIRE'S COMMUNITY & MENTAL HEALTH SERVICES NH	25.71	17	16.22	21.38				4	17.55			32.67		15.88
RTX - MORECAMBE BAY HOSPITALS NHS TRUST	11.6	12.51	10.48	15.16	5.52	8.3	6.67	21.18	8.55	2.89	15.81	5.47	8.89	9.55
RV3 - BRENT, KENSINGTON, CHELSEA & WESTMINSTER MENTAL HE														10
RV4 - COMMUNITY HEALTH SOUTH LONDON NHS TRUST	22		16				14.75		7			7		18
RV8 - NORTH WEST LONDON HOSPITALS NHS TRUST	16.11	13.78	8.84	4.74	6	7.36	11.67	5.8	7.57	1.5	15.2	5	1	10.64
RV9 - HULL & EAST RIDING COMMUNITY HEALTH NHS TRUST	2		4.71	9.5	23		27		11		14		24	15.1
RVJ - NORTH BRISTOL NHS TRUST	15.46	13.68	14.81	4.72	4.64	5.04	12.18	6.7	6.85	2	11.03	6.38	8.67	8.86
RVL - BARNET & CHASE FARM HOSPITALS NHS TRUST	16.78	16.92	13.83	6.34	20.75	7	12.55	16.71	9.77	2.5	10.92	5.04	5.1	11.18
RVM - SOUTH WEST LONDON COMMUNITY NHS TRUST	21	10.5	28									23		44.86
RVN - AVON & WESTERN WILTSHIRE MENTAL HEALTH CARE NHS TR														68
RVQ - WILTSHIRE & SWINDON HEALTHCARE NHS TRUST	24.71	39.14	9.14	15.14	12	6.5	35.5	22.5	10.33		12.33	8.8	0	9.15
RVR - EPSOM & ST HELIER NHS TRUST	17.09	14.72	15.46	8.58	8.33	6.52	14.38	7.33	8.68	1.67	12.54	5.14	3.57	10.49
RVV - EAST KENT HOSPITALS NHS TRUST	12.75	12.96	12.02	4.68	4.89	7.38	9.08	14.86	9	3.8	8.13	4.62	9	8.93
RVW - NORTH TEES & HARTLEPOOL NHS TRUST	13.71	13.03	9.73	6.46	6.68	6.13	10	7.53	8.76	1.9	12.51	36.73	3.5	9.35
RVX - TEES & NORTH EAST YORKSHIRE NHS TRUST	16.47	46.5	16.23	3.67	6		30.75	41	26.67		5	16	24	17.59
RVY - SOUTHPORT & ORMSKIRK HOSPITAL NHS TRUST	15.88	13.15	10.62	6.38	9.85	9.07	8.75	4.86	7.28	2	9.32	6.32	3.75	10.32
RWA - HULL & EAST YORKSHIRE HOSPITALS NHS TRUST	10.92	11.67	8.28	4.76	6.89	9.47	10.92	8.26	8.6	4.2	12.53	5.53	10.55	9.18
RWC - DONCASTER & SOUTH HUMBER HEALTHCARE NHS TRUST	15.69	11.61	11.08	22.08	23	7	13.11		15.74		11	25		13.78

Activity - episodes in Welsh trusts. Source: PEDW 1999/2000

Provider	Colon	Rectum etc.	Lung etc.	Breast	Cervix uteri	Corpus uteri	Ovary	Other gynae.	Prostate	Testis	Kidney etc.	Bladder	Other GUM	Others	Grand Total
RKK - POWYS HEALTHCARE NHS TRUST	20	10	80	14	1	2	8	8	44		10	18		226	419
RKU - CEREDIGION & MID WALES NHS TRUST	536	212	55	316	3	12	45		21	1	7	88		933	2229
RQF - VELINDRE NHS TRUST	3972	2573	475	4320	457	159	1358	151	268	178	30	147	78	3591	17757
RR6 - PEMBROKESHIRE & DERWEN NHS TRUST	204	138	138	153	13	11	16	9	49	2	12	134		868	1777
RRS - NORTH GLAMORGAN NHS TRUST	93	78	202	84	10	25	15	4	40	1	19	111	3	1157	1842
RT7 - NORTH WEST WALES NHS TRUST	772	317	338	988	27	24	131	11	152		42	252	10	2570	5814
RT8 - CONWY & DENBEIGHSHIRE NHS TRUST	162	130	333	177	21	35	46	29	170	9	46	608	1	2391	4158
RT9 - NORTH EAST WALES NHS TRUST	418	339	262	398	34	37	71	32	173	6	37	313	3	2058	4180
RVA - CARMARTHENSHIRE NHS TRUST	444	185	285	364	15	27	114	12	125	15	48	454	14	2700	4800
RVC - SWANSEA NHS TRUST	1135	734	649	1658	84	81	318	49	311	25	74	530	4	5821	11471
RVD - BRO MORGANWNG NHS TRUST	134	158	333	353	15	38	24	11	158	5	35	454	7	1658	3381
RVE - PONTYPRIDD & RHONDDA NHS TRUST	128	40	220	244	9	23	26	14	862	5	41	330	8	1086	3036
RVF - GWENT HEALTHCARE NHS TRUST	416	288	543	1033	17	66	72	37	276	8	77	755	13	3819	7418
RVG - UNIVERSITY OF WALES & LLANDOUGH HOSPITAL NHS TRUS	210	168	690	374	59	51	91	89	108	11	102	869	5	7584	10391
RWH - CARDIFF & DISTRICT COMMUNITY NHS TRUST	1	1	3						2					7	14
Grand Total	8645	5371	4586	10458	765	591	2333	434	2757	263	578	5063	148	36499	78487

Mean waiting time in Welsh trusts. Source: PEDW 1999/2000

Provider	Colon	Rectum etc.	Lung etc.	Breast	Cervix uteri	Corpus uteri	Ovary	Other gynae.	Prostate	Testis	Kidney etc.	Bladder	Other GUM	Others
RKK - POWYS HEALTHCARE NHS TRUST	9.50		13.83	3.50		5.00	3.00		5.50		4.50			24.03
RKU - CEREDIGION & MID WALES NHS TRUST	13.95	20.66	5.00	10.63	22.67	18.43	11.50		16.82		34.00	46.21		36.44
RQF - VELINDRE NHS TRUST	8.80	9.40	12.04	7.89	8.19	6.47	8.83	9.84	9.50	6.32	10.33	10.71	7.53	8.33
RR6 - PEMBROKESHIRE & DERWEN NHS TRUST	20.99	21.20	7.23	16.96	29.50	20.67	21.71	17.00	57.87	8.50	23.33	85.57		26.64
RRS - NORTH GLAMORGAN NHS TRUST	7.75	19.94	15.00	25.00	19.25	29.00			72.20	3.00		57.59	6.00	42.58
RT7 - NORTH WEST WALES NHS TRUST	22.03	26.78	2.00	13.18	11.30	27.29	38.30	17.25	28.90		54.06	47.80	31.00	29.99
RT8 - CONWY & DENBEIGHSHIRE NHS TRUST	20.31	23.71	4.05	21.18	9.82	19.16	40.00	47.00	42.88	10.83	24.58	110.36	7.00	48.31
RT9 - NORTH EAST WALES NHS TRUST	28.88	24.55	8.47	14.45	12.23	21.60	16.67	29.94	72.08	25.00	81.58	78.54	15.00	23.29
RVA - CARMARTHENSHIRE NHS TRUST	20.54	15.60	6.55	11.72	26.14	19.88	18.29	23.00	60.75	6.00	23.09	50.90	25.57	24.16
RVC - SWANSEA NHS TRUST	14.57	18.87	18.02	15.21	15.97	18.49	21.13	22.00	30.46	14.25	27.48	88.25	16.50	31.69
RVD - BRO MORGANWNG NHS TRUST	69.71	78.24	126.65	133.82	40.00	32.85	4.80	17.20	43.52	8.50	20.94	91.37	27.80	92.95
RVE - PONTYPRIDD & RHONDDA NHS TRUST	13.46	45.11	18.33	23.22	15.50	23.90	68.55	42.70	33.86	6.00	29.83	64.66	119.00	32.68
RVF - GWENT HEALTHCARE NHS TRUST	23.22	24.14	11.71	17.26	14.67	23.49	18.27	13.56	40.44	12.00	15.41	78.37	61.87	36.68
RVG - UNIVERSITY OF WALES & LLANDOUGH HOSPITAL NHS TRUS	16.57	26.26	11.92	18.85	14.78	16.80	18.28	21.13	33.90	3.50	20.96	33.36	25.67	38.59

Mean spell duration in Welsh trusts. Source: PEDW 1999/2000

Provider	Colon	Rectum etc.	Lung etc.	Breast	Cervix uteri	Corpus uteri	Ovary	Other gynae.	Prostate	Testis	Kidney etc.	Bladder	Other GUM	Others
RKK - POWYS HEALTHCARE NHS TRUST	12.53	15.90	14.52	16.50	33.00	62.50	15.25	20.50	8.77		15.14	16.82		16.31
RKU - CEREDIGION & MID WALES NHS TRUST	8.47	7.96	10.45	15.33	4.50	4.71	8.95		15.74	2.00	2.50	8.41		12.26
RQF - VELINDRE NHS TRUST	3.72	7.01	6.53	8.24	6.71	12.43	5.36	7.27	10.32	5.12	7.80	11.70	9.54	6.39
RR6 - PEMBROKESHIRE & DERWEN NHS TRUST	5.91	4.93	8.25	6.68	5.29	5.50	8.64	5.38	4.39	2.50	10.13	3.51		7.52
RRS - NORTH GLAMORGAN NHS TRUST	18.14	17.78	17.92	21.38	4.17	7.75	18.73	16.75	23.26	1.00	8.92	9.29	26.00	15.24
RT7 - NORTH WEST WALES NHS TRUST	9.60	9.22	11.36	7.21	7.08	8.35	7.02	14.13	11.40		9.08	5.89	12.00	7.57
RT8 - CONWY & DENBEIGHSHIRE NHS TRUST	14.93	11.55	10.79	7.55	5.94	6.52	10.85	9.68	8.39	3.00	10.53	5.68	2.00	9.54
RT9 - NORTH EAST WALES NHS TRUST	17.68	18.80	12.32	11.88	5.83	16.06	13.36	8.93	12.17	2.87	15.28	12.14	7.50	11.04
RVA - CARMARTHENSHIRE NHS TRUST	14.72	19.74	15.66	9.09	4.92	6.52	12.00	7.44	11.06	1.86	13.78	7.41	16.00	14.05
RVC - SWANSEA NHS TRUST	12.26	12.27	11.31	11.50	10.98	7.72	6.72	11.98	11.10	4.84	12.38	6.54	3.25	9.30
RVD - BRO MORGANWNG NHS TRUST	21.68	14.61	14.47	10.29	5.93	9.35	8.58	8.64	11.45	1.80	9.21	27.13	6.67	9.75
RVE - PONTYPRIDD & RHONDDA NHS TRUST	16.16	23.32	12.45	7.49	3.40	8.90	11.80	11.00	11.12	4.80	10.57	6.79	17.71	12.23
RVF - GWENT HEALTHCARE NHS TRUST	17.82	17.45	12.78	13.51	10.06	11.92	25.63	24.41	12.86	4.00	11.57	5.84	9.45	14.21
RVG - UNIVERSITY OF WALES & LLANDOUGH HOSPITAL NHS TRUS	19.36	20.01	8.69	6.74	10.28	8.63	16.93	12.51	14.16	5.40	10.79	5.37	3.40	10.99
RWH - CARDIFF & DISTRICT COMMUNITY NHS TRUST		28.00	25.67						25.50					55.71

Colorectal cancer episodes in England. Source: HES 1999/2000

NHS trust	Procedure						
	H06	H07	H09	H10	H22	H25	H33
RA2 ROYAL SURREY COUNTY HOSPITAL N	5	26	10	7	19	6	33
RA3 WESTON AREA HEALTH NHS TRUST	6	16	1	9	5	20	33
RA4 EAST SOMERSET NHS TRUST	2	21	4	13	29	31	35
RA5 EAST GLOUCESTERSHIRE NHS TRUST	9	42	4	9	14	15	64
RA7 THE UNITED BRISTOL HEALTHCARE	9	18	2	9	10	43	49
RA9 SOUTH DEVON HEALTHCARE NHS TRU	5	30	7	10	22	16	59
RAE BRADFORD HOSPITALS NHS TRUST	7	31	4	8	24	9	65
RAF NORTHERN GENERAL HOSPITAL NHS	5	18	4	6	37	3	35
RAG DONCASTER ROYAL INFIRMARY & MO	2	21	8	23	25	26	70
RAJ SOUTHEND HOSPITAL NHS TRUST	9	28	4	35	48	19	77
RAL THE ROYAL FREE HAMPSTEAD HOSPI	7	17	2	9	30	2	37
RAP NORTH MIDDLESEX HOSPITAL NHS T	1	18	2	4	14	3	21
RAQ NORTH HERTFORDSHIRE NHS TRUST	3	24	3	9	31	12	47
RAS THE HILLINGDON HOSPITAL NHS TR	3	25	4	6	13	10	27
RAX KINGSTON HOSPITAL NHS TRUST	6	38	12	27	20	2	33
RBA TAUNTON & SOMERSET NHS TRUST	11	41	10	17	21	64	66
RBD WEST DORSET GENERAL HOSPITALS	6	26	4	22	32	3	32
RBK WALSALL HOSPITALS NHS TRUST	2	29	14	5	19	21	41
RBL WIRRAL HOSPITAL NHS TRUST	10	35	12	12	18	26	73
RBN ST HELENS & KNOWSLEY HOSPITALS	13	34	10	24	14	48	61
RBP CHESTER & HALTON COMMUNITY NHS					1	0	2
RBQ THE CARDIOTHORACIC CENTRE - LI				1			
RBT THE MID CHESHIRE HOSPITALS NHS	4	24	4	16	11	30	28
RBU CENTRAL MANCHESTER HEALTHCARE	2	13	7	6	11	10	28
RBV CHRISTIE HOSPITAL NHS TRUST	1	3	2	1	4	6	10
RBZ NORTHERN DEVON HEALTHCARE NHS	5	18	4	30	10	4	35
RC1 BEDFORD HOSPITALS NHS TRUST	3	12	6	6	16		22
RC3 EALING HOSPITAL NHS TRUST	1	6	2	5	6	8	16
RC4 EAST HERTFORDSHIRE NHS TRUST	5	20	5	9	31	13	41
RC9 LUTON & DUNSTABLE HOSPITAL NHS	4	17	6	9	12	18	24
RCA NORTHALLERTON HEALTH SERVICES	2	12	6	7	51	14	13
RCB YORK HEALTH SERVICES NHS TRUST	19	36	4	13	34	8	80
RCC SCARBOROUGH & NE YORKSHIRE HEA	1	22	12	8	19		38
RCD HARROGATE HEALTH CARE NHS TRUS	10	15	8	7	9	10	38
RCF AIREDALE NHS TRUST	7	16	1	7	13	32	56
RCJ SOUTH TEES ACUTE HOSPITALS NHS	7	36	4	16	73	35	60
RCP BASSETLAW HOSPITAL & COMMUNITY	9	14	4	11	9	3	27
RCS NOTTINGHAM CITY HOSPITAL NHS T	3	26	5	14	20	25	65
RCV CENTRAL SHEFFIELD UNIVERSITY H	7	24	9	16	29	31	64
RCX KINGS LYNN & WISBECH HOSPITALS	8	26	7	6	33	30	56
RD1 ROYAL UNITED HOSPITAL BATH NHS	1	44	13	11	64	11	95
RD3 POOLE HOSPITALS NHS TRUST	15	19	19	6	49	28	45
RD7 HEATHERWOOD & WEXHAM PARK HOSP	4	29	3	15	23	13	50
RD8 MILTON KEYNES GENERAL HOSPITAL	8	9	1	6	8	12	40
RDD BASILDON & THURROCK GENERAL HO	5	23	11	11	27	12	42
RDE ESSEX RIVERS HEALTHCARE NHS TR	10	40	24	14	31	27	55
RDF FOREST HEALTHCARE NHS TRUST	4	18	3	7	29	21	41
RDL EASTBOURNE HOSPITALS NHS TRUST	3	30	7	7	5	21	36
RDM HASTINGS & ROTHER NHS TRUST	11	28	2	26	41	10	36
RDU FRIMLEY PARK HOSPITAL NHS TRUS	4	32	2	16	32	11	43
RDY DORSET HEALTHCARE NHS TRUST					2	12	
RDZ ROYAL BOURNEMOUTH & CHRISTCHUR	11	26	5	11	33	32	49
RE7 WEST CUMBRIA HEALTHCARE NHS TR		16	4	19	17	38	10
RE9 SOUTH TYNESIDE HEALTHCARE NHS	6	19	1	13	5	17	38
REA EXETER & DISTRICT COMMUNITY HE						3	
REF ROYAL CORNWALL HOSPITALS & WES	7	50	4	28	27	15	75
REM AINTREE HOSPITALS NHS TRUST	3	27	13	25	28	57	65
REU BURNLEY HEALTHCARE NHS TRUST	5	16	5	7	7	5	31

REX OLDHAM NHS TRUST	7	17	2	8	7	36	53
REZ ROCHDALE HEALTHCARE NHS TRUST	2	11	2	6	16	12	32
RF6 NORTH EAST LINCOLNSHIRE NHS TR	3	19	1	8	20	23	24
RF7 SCUNTHORPE & GOOLE HOSPITALS N	6	12	1	6	48	14	36
RFB LEICESTER GENERAL HOSPITAL NHS	4	30	3	9	10	34	52
RFD LEICESTER ROYAL INFIRMARY NHS	3	16	4	10	12	20	47
RFF BARNSLEY DISTRICT GENERAL HOSP	6	14	5	11	40	17	50
RFJ CENTRAL NOTTINGHAMSHIRE HEALTH	2	2		2	12	7	
RFK QUEEN'S MEDICAL CENTRE NOTTIN	8	35	8	13	21	26	84
RFL GLENFIELD HOSPITAL NHS TRUST	9	32	4	7	16	27	60
RFR ROTHERHAM GENERAL HOSPITALS NH	7	17	5	6	4	6	45
RFS CHESTERFIELD & NORTH DERBYSHIR	12	22	7	12	12	22	55
RFW WEST MIDDLESEX UNIVERSITY NHS	2	11	4	5	18	24	20
RG1 MID KENT HEALTHCARE NHS TRUST	7	17	3	10	19	3	22
RG2 GREENWICH HEALTHCARE NHS TRUST	7	20	6	6	13	9	33
RG3 BROMLEY HOSPITALS NHS TRUST	4	32	8	21	29	11	44
RG4 REDBRIDGE HEALTH CARE NHS TRUS	3	22	5	16	10	16	37
RG7 HAVERING HOSPITALS NHS TRUST	4	42	9	23	23	60	55
RGA CALDERDALE HEALTHCARE NHS TRUS	4	12	1	11	29	4	26
RGB HUDDERSFIELD NHS TRUST	2	7	19	1	12	46	35
RGK NORTH WEST ANGLIA HEALTHCARE N						1	
RGN PETERBOROUGH HOSPITALS NHS TRU	2	34	11	2	21	8	76
RGP JAMES PAGET HOSPITAL NHS TRUST	4	35	2	11	38	17	60
RGQ IPSWICH HOSPITAL NHS TRUST	11	45	2	20	13	30	59
RGR WEST SUFFOLK HOSPITALS NHS TRU	6	19	8	16	13	27	19
RGT ADDENBROOKE'S NHS TRUST	11	39	6	14	14	6	57
RGU BRIGHTON HEALTH CARE NHS TRUST	8	30	6	18	22	16	46
RGZ QUEEN MARY'S SIDCUP NHS TRUST	5	19	8	8	22	13	34
RH2 SOUTH BUCKINGHAMSHIRE NHS TRUS	9	23	8	11	16	23	43
RH4 WEST BERKSHIRE PRIORITY CARE S					3	6	
RH6 GLOUCESTERSHIRE ROYAL NHS TRUS	18	37	5	12	15	40	79
RH7 SEVERN NHS TRUST					1	4	
RH8 ROYAL DEVON & EXETER HEALTHCAR	10	63	10	34	38	13	90
RHM SOUTHAMPTON UNIVERSITY HOSPITA	19	32	13	22	30	27	79
RHS SOUTHAMPTON COMMUNITY HEALTH S		2	2		29	2	1
RHU PORTSMOUTH HOSPITALS NHS TRUST	13	40	11	5	40	26	103
RHW ROYAL BERKSHIRE & BATTLE HOSPI	8	28	6	11	7	21	51
RJ1 GUY'S & ST THOMAS' NHS TRUST	1	29	7	6	32	5	32
RJ2 LEWISHAM HOSPITAL NHS TRUST		11	5	11	57	35	17
RJ5 ST MARY'S HOSPITAL NHS TRUST	1	7	10	3	25	3	17
RJ6 MAYDAY HEALTHCARE NHS TRUST	12	30	1	6	35	3	62
RJ7 ST GEORGE'S HEALTHCARE NHS TRU	5	28	2	8	26	34	38
RJB KIDDERMINSTER HEALTHCARE NHS T	3	14	3	6	2	21	30
RJC SOUTH WARWICKSHIRE GENERAL HOS	6	26	6	10	28	24	40
RJD MID STAFFORDSHIRE GENERAL HOSP	7	19	3	27	8	2	43
RJE NORTH STAFFORDSHIRE HOSPITAL N	16	58	16	20	57	36	103
RJF BURTON HOSPITALS NHS TRUST	11	15	3	3	13	36	42
RJH GOOD HOPE HOSPITAL NHS TRUST	13	19	9	15	23	21	49
RJN EAST CHESHIRE NHS TRUST	7	22	3	5	5	8	28
RJR COUNTRESS OF CHESTER HOSPITAL N	5	19	5	18	10	37	47
RJS HALTON GENERAL HOSPITAL NHS TR	1	9	4	13	3	26	26
RJY WIGAN & LEIGH HEALTH SERVICES	6	32	5	8	42	14	66
RJZ KING'S HEALTHCARE NHS TRUST	8	11	7	5	9		17
RK1 PILGRIM HEALTH NHS TRUST	6	41	9	15	9	4	52
RK5 THE KINGS MILL CENTRE FOR HEAL	9	36	3	10	6	39	72
RK9 PLYMOUTH HOSPITALS NHS TRUST	22	47	12	10	4		92
RKB WALSGRAVE HOSPITALS NHS TRUST	10	47	6	17	94	57	105
RKC WARRINGTON HOSPITAL NHS TRUST	6	12	2	7	7	13	40
RKE WHITTINGTON HOSPITAL NHS TRUST	6	14	3	6	17	5	37
RKF THE PRINCESS ROYAL HOSPITAL NH	7	14	7	17	10	23	27
RL4 THE ROYAL WOLVERHAMPTON HOSPIT	5	39	16	9	14	16	46

RLG CARLISLE HOSPITALS NHS TRUST	1	18	7	22	23	38	46
RLN CITY HOSPITALS SUNDERLAND NHS	7	56	18	23	42	46	60
RLQ HEREFORD HOSPITALS NHS TRUST	5	27	6	3	5	11	34
RLR WORCESTER ROYAL INFIRMARY NHS	4	28	6	14	18	11	47
RLT GEORGE ELIOT HOSPITAL NHS TRUS	8	19	7	5	16	41	41
RLW CITY HOSPITAL NHS TRUST (INCOR	9	26	2	10	22	7	44
RLZ ROYAL SHREWSBURY HOSPITALS NHS	2	26	3	10	7	12	15
RM1 NORFOLK & NORWICH HEALTH CARE	20	67	15	21	25	35	111
RM2 SOUTH MANCHESTER UNIVERSITY HO	4	31	12	10	28	21	52
RM3 SALFORD ROYAL HOSPITALS NHS TR	3	19	7	4	22	14	44
RM4 TRAFFORD HEALTHCARE NHS TRUST	3	12	2	7	13	22	33
RM9 ALEXANDRA HEALTHCARE NHS TRUST	3	24	1	7	4	3	28
RMB BLACKBURN HYNDBURN & RIBBLE V	3	12	1	9	13	11	28
RMC BOLTON HOSPITALS NHS TRUST	4	27	11	5	35	29	40
RMF PRESTON ACUTE HOSPITALS NHS TR	10	30	9	16	11	49	56
RMK NORTH MANCHESTER HEALTHCARE NH	2	21	3	12	13	25	38
RMN BURY HEALTH CARE NHS TRUST	5	18	9	10	19	10	31
RMP TAMESIDE & GLOSSOP ACUTE SERVI	5	15	3	11	12	23	35
RMR BLACKPOOL VICTORIA HOSPITAL NH	4	38	5	16	58	36	77
RMS STOCKPORT ACUTE SERVICES NHS T	7	26	2	18	20	10	69
RMW DEWSBURY HEALTH CARE NHS TRUST	8	5	3	7	36	13	30
RN1 WINCHESTER & EASTLEIGH HEALTHC	1	35	3	10	20	12	43
RN3 SWINDON & MARLBOROUGH NHS TRUS	9	23	6	22	13	9	40
RN4 PORTSMOUTH HEALTHCARE NHS TRUS						1	
RN5 NORTH HAMPSHIRE HOSPITALS NHS	4	26	6	8	10	10	38
RN6 DORSET COMMUNITY NHS TRUST						3	
RN7 DARTFORD & GRAVESHAM NHS TRUST	3	10	5	11	14	13	22
RNA DUDLEY GROUP OF HOSPITALS NHS	5	37	11	13	24	21	86
RNE SANDWELL HEALTHCARE NHS TRUST	2	14		11	41	23	49
RNG PREMIER HEALTH NHS TRUST					2	1	
RNH NEWHAM HEALTHCARE NHS TRUST	1	7	4	4	25	3	20
RNJ BARTS & THE LONDON NHS TRUST	2	20	1	5	28	20	30
RNQ KETTERING GENERAL HOSPITAL NHS	7	19	5	15	21	15	44
RNS NORTHAMPTON GENERAL HOSPITAL N	12	36	2	7	39	24	56
RNT STOKE MANDEVILLE HOSPITAL NHS	6	21	1	17	8	18	37
RNZ SALISBURY HEALTHCARE NHS TRUST	4	13	4	15	16	11	14
RP2 HARINGEY HEALTH CARE NHS TRUST						1	
RPA MEDWAY NHS TRUST	8	20	2	13	13	6	45
RPD KENT & SUSSEX WEALD NHS TRUST	17	19	1	6	49		42
RPL WORTHING & SOUTHLANDS HOSPITAL	8	37	12	14	19	5	68
RPR THE ROYAL WEST SUSSEX NHS TRUS	8	25	9	2	19	21	23
RPS MID SUSSEX NHS TRUST	3	17	2	5	4		11
RPW ST ALBANS & HEMEL HEMPSTEAD NH	10	30	10	13	27	13	52
RPY THE ROYAL MARSDEN HOSPITAL NHS				2	0	3	9
RQ6 ROYAL LIVERPOOL & BROADGREEN H	8	33	4	25	17	22	55
RQ8 MID ESSEX HOSPITALS NHS TRUST	12	28	7	19	27	25	64
RQL MOUNT VERNON & WATFORD HOSPITA	11	12	5	13	12	7	22
RQN THE HAMMERSMITH HOSPITALS NHS	2	16	10	7	44	7	25
RQQ HINCHINGBROOKE HEALTHCARE NHS	3	18	6	6	11	11	33
RQU GRANTHAM & DISTRICT HOSPITAL N	4	10	5	2	4	12	24
RQV ESSEX & HERTFORDSHIRE COMMUNIT		1					
RQW THE PRINCESS ALEXANDRA HOSPITA	9	19	5	14	6	4	26
RQX HOMERTON HOSPITAL NHS TRUST	3	11	4	2	2	2	15
RR1 BIRMINGHAM HEARTLANDS & SOLIHU	3	39	6	17	12	15	64
RR2 ISLE OF WIGHT HEALTHCARE NHS T	3	19	4	11	18	2	29
RR4 PINDERFIELDS & PONTEFRACT HOSP	11	26	8	16	30	37	76
RR7 GATESHEAD HEALTH NHS TRUST	4	23	10	4	17	8	28
RR8 LEEDS TEACHING HOSPITALS NHS T	20	73	20	21	60	34	131
RR9 NORTH DURHAM HEALTH CARE NHS T	7	28	5	14	24	27	54
RRG TOWER HAMLETS HEALTHCARE NHS T					1		
RRK UNIVERSITY HOSPITAL BIRMINGHAM	3	34	8	16	12	48	102

RRV UNIVERSITY COLLEGE LONDON HOSP	2	13	4	4	11	22	14
RRX LINCOLN & LOUTH NHS TRUST	10	31	2	26	25	13	45
RRZ WORCESTERSHIRE COMMUNITY HEALT					10	1	
RT5 LEICESTERSHIRE & RUTLAND HEALT					1		
RTA SOUTH DURHAM HEALTH CARE NHS T	5	24	9	20	18	17	55
RTD THE NEWCASTLE UPON TYNE HOSPIT	15	37	35	6	94	27	75
RTF NORTHUMBRIA HEALTH CARE NHS TR	10	66	23	23	85	76	94
RTG SOUTHERN DERBYSHIRE ACUTE HOSP	4	37	10	14	21	48	66
RTH OXFORD RADCLIFFE HOSPITAL NHS	11	61	17	27	38	42	100
RTK ASHFORD & ST PETER'S HOSPITALS	4	32	8	11	22	4	52
RTP SURREY & SUSSEX HEALTHCARE NHS	9	22	5	3	52	8	43
RTX MORECAMBE BAY HOSPITALS NHS TR	6	36	11	17	22	19	56
RV8 NORTHWICK PARK/CENTRAL MIDDLES	9	37	14	11	29	21	85
RVJ NORTH BRISTOL NHS TRUST	11	54	18	10	25	66	110
RVL CHASE FARM WELLHOUSE NHS TRUST	4	36	11	17	20	14	66
RVM SOUTH WEST LONDON COMMUNITY NH					3		
RVR EPSOM/ST HELIER NHS TRUST	12	36	8	26	44	19	54
RVV EAST KENT HOSPITALS NHS TRUST	11	63	11	35	53	21	97
RVW NORTH TEES & HARTLEPOOL NHS TR	9	30	15	12	48	23	76
RVY SOUTHPORT & ORMSKIRK NHS TRUST	7	28	9	7	9	31	44
RWA Hull & East Yorkshire Hospital	17	39	8	8	22	15	82
Grand Total	1201	4765	1217	2201	4277	3608	8797

Colorectal cancer episodes in Wales. Source: PEDW 1999/2000

NHS trust	H06	H07	H09	procedure			
				H10	H22	H25	H33
BRO MORGANNWG NHS TRUST	7	24	5	13	26	42	48
CARMARTHENSHIRE NHS TRUST	8	24	4	17	37	21	38
CEREDIGION & MID WALES NHS TRUST	1	9	4	8	8	17	18
CONWY & DENBEIGHSHIRE NHS TRUST	15	16	10	14	22	15	41
GWENT HEALTHCARE NHS TRUST	16	54	11	24	50	72	86
NORTH EAST WALES NHS TRUST	5	27	12	6	21	14	49
NORTH GLAMORGAN NHS TRUST	2	13		11		21	29
NORTH WEST WALES NHS TRUST	14	11	5	16	7	21	25
PEMBROKESHIRE & DERWEN NHS TRUST	3	15	2	6	17	12	17
PONTYPRIDD & RHONDDA NHS TRUST		17	5	12	4	1	28
SWANSEA NHS TRUST	13	40	10	14	29	19	77
UNIVERSITY OF WALES & LLANDOUGH HOSPITAL	9	33	10	22	31	30	59
Grand Total	93	283	78	163	252	285	515

Lung cancer episodes in England. Source: HES 1999/2000

NHS trust	Procedure						
	E48	E49	E50	E51	E54	E63	G45
RA2 ROYAL SURREY COUNTY HOSPITAL N	8	23				2	0
RA3 WESTON AREA HEALTH NHS TRUST		40				1	0
RA4 EAST SOMERSET NHS TRUST		46					1
RA5 EAST GLOUCESTERSHIRE NHS TRUST	3	37		5			0
RA7 THE UNITED BRISTOL HEALTHCARE		49	13	28	114	22	2
RA9 SOUTH DEVON HEALTHCARE NHS TRU		91					1
RAE BRADFORD HOSPITALS NHS TRUST		79	7	58	61	3	1
RAF NORTHERN GENERAL HOSPITAL NHS	11	138	8	20	93	20	3
RAG DONCASTER ROYAL INFIRMARY & MO		115		1			3
RAJ SOUTHEND HOSPITAL NHS TRUST		87					2
RAL THE ROYAL FREE HAMPSTEAD HOSPI		40		1			1
RAP NORTH MIDDLESEX HOSPITAL NHS T		10					4
RAQ NORTH HERTFORDSHIRE NHS TRUST	15	13					0
RAS THE HILLINGDON HOSPITAL NHS TR		24					
RAX KINGSTON HOSPITAL NHS TRUST		25					1
RBA TAUNTON & SOMERSET NHS TRUST	10	78		4			0
RBD WEST DORSET GENERAL HOSPITALS				45			
RBK WALSALL HOSPITALS NHS TRUST				68			1
RBL WIRRAL HOSPITAL NHS TRUST		136					4
RBN ST HELENS & KNOWSLEY HOSPITALS	3	76					0
RBQ THE CARDIOTHORACIC CENTRE - LI	28	53	24	126	121	12	
RBS ROYAL LIVERPOOL CHILDRENS NHS							0
RBT THE MID CHESHIRE HOSPITALS NHS		52					0
RBU CENTRAL MANCHESTER HEALTHCARE		40		19	31	7	0
RBV CHRISTIE HOSPITAL NHS TRUST	91	8		7			0
RBZ NORTHERN DEVON HEALTHCARE NHS	1	50					1
RC1 BEDFORD HOSPITALS NHS TRUST		8		1			0
RC3 EALING HOSPITAL NHS TRUST		5					
RC4 EAST HERTFORDSHIRE NHS TRUST		51					
RC9 LUTON & DUNSTABLE HOSPITAL NHS	1	40					2
RCA NORTHALLERTON HEALTH SERVICES	2	36					3
RCB YORK HEALTH SERVICES NHS TRUST	7	62	1	4			0
RCC SCARBOROUGH & NE YORKSHIRE HEA	12	47					1
RCD HARROGATE HEALTH CARE NHS TRUS		41					
RCF AIREDALE NHS TRUST		29					1
RCJ SOUTH TEES ACUTE HOSPITALS NHS	11	152		3	52	9	1
RCP BASSETLAW HOSPITAL & COMMUNITY		7					1
RCS NOTTINGHAM CITY HOSPITAL NHS T	2	135	9	31	100	20	6
RCV CENTRAL SHEFFIELD UNIVERSITY H	1	29		2			1
RCX KINGS LYNN & WISBECH HOSPITALS		55					2
RD1 ROYAL UNITED HOSPITAL BATH NHS		46					4
RD3 POOLE HOSPITALS NHS TRUST		70				1	0
RD7 HEATHERWOOD & WEXHAM PARK HOSP		30		2			0
RD8 MILTON KEYNES GENERAL HOSPITAL	4	25					1
RDD BASILDON & THURROCK GENERAL HO	3	63					6
RDE ESSEX RIVERS HEALTHCARE NHS TR		88		0			1
RDF FOREST HEALTHCARE NHS TRUST		50		1			4
RDL EASTBOURNE HOSPITALS NHS TRUST		56		1			
RDM HASTINGS & ROTHER NHS TRUST	1	64		16			1
RDU FRIMLEY PARK HOSPITAL NHS TRUS		47					2
RDZ ROYAL BOURNEMOUTH & CHRISTCHUR		47		1		1	2
RE7 WEST CUMBRIA HEALTHCARE NHS TR	12	31					1
RE9 SOUTH TYNESIDE HEALTHCARE NHS				88			7
REF ROYAL CORNWALL HOSPITALS & WES	62	18	1	22	22	2	1
REM AINTREE HOSPITALS NHS TRUST	2	92		0			8
REN CLATTERBRIDGE CENTRE FOR ONCOL		18					
REU BURNLEY HEALTHCARE NHS TRUST		41		1		0	
REX OLDHAM NHS TRUST		104					0

REZ ROCHDALE HEALTHCARE NHS TRUST		41		1			2
RF6 NORTH EAST LINCOLNSHIRE NHS TR		65	0	2			0
RF7 SCUNTHORPE & GOOLE HOSPITALS N	2	22	15	5			5
RFB LEICESTER GENERAL HOSPITAL NHS							0
RFD LEICESTER ROYAL INFIRMARY NHS							0
RFF BARNSLEY DISTRICT GENERAL HOSP	1	76					0
RFK QUEEN'S MEDICAL CENTRE NOTTIN	1	67	1	2			0
RFL GLENFIELD HOSPITAL NHS TRUST	36	111	2	14	129	8	2
RFR ROTHERHAM GENERAL HOSPITALS NH		84		1			2
RFS CHESTERFIELD & NORTH DERBYSHIR		114		1		1	0
RFW WEST MIDDLESEX UNIVERSITY NHS		36					0
RG1 MID KENT HEALTHCARE NHS TRUST	9	26		13		2	2
RG2 GREENWICH HEALTHCARE NHS TRUST		40					1
RG3 BROMLEY HOSPITALS NHS TRUST	1	58					4
RG4 REDBRIDGE HEALTH CARE NHS TRUS		41					1
RG7 HAVERING HOSPITALS NHS TRUST	2	93		0		1	3
RGA CALDERDALE HEALTHCARE NHS TRUS		3					
RGB HUDDERSFIELD NHS TRUST		54		1			0
RGM PAPWORTH HOSPITAL NHS TRUST	3	85		6	63	7	
RGN PETERBOROUGH HOSPITALS NHS TRU		73					0
RGP JAMES PAGET HOSPITAL NHS TRUST				82			0
RGQ IPSWICH HOSPITAL NHS TRUST	4	42		7		4	0
RGR WEST SUFFOLK HOSPITALS NHS TRU		5	2	5			1
RGT ADDENBROOKE'S NHS TRUST	8	9					4
RGU BRIGHTON HEALTH CARE NHS TRUST	1	72		9		2	0
RGZ QUEEN MARY'S SIDCUP NHS TRUST		28				0	1
RH2 SOUTH BUCKINGHAMSHIRE NHS TRUS		25					0
RH6 GLOUCESTERSHIRE ROYAL NHS TRUS		25	0	56			3
RH8 ROYAL DEVON & EXETER HEALTHCAR	3	95	2	40	24	2	4
RHM SOUTHAMPTON UNIVERSITY HOSPITA	2	26	8	103	121	4	1
RHS SOUTHAMPTON COMMUNITY HEALTH S				1			0
RHU PORTSMOUTH HOSPITALS NHS TRUST	2	92		19			
RHW ROYAL BERKSHIRE & BATTLE HOSPI		5		16			0
RJ1 GUY'S & ST THOMAS' NHS TRUST	6	47	2	15	91	6	5
RJ2 LEWISHAM HOSPITAL NHS TRUST		82		4			0
RJ5 ST MARY'S HOSPITAL NHS TRUST		29		1	15	11	1
RJ6 MAYDAY HEALTHCARE NHS TRUST		21					2
RJ7 ST GEORGE'S HEALTHCARE NHS TRU	2	33	9	11	68	18	5
RJB KIDDERMINSTER HEALTHCARE NHS T		36					0
RJC SOUTH WARWICKSHIRE GENERAL HOS	2	48		2			2
RJD MID STAFFORDSHIRE GENERAL HOSP		13					0
RJE NORTH STAFFORDSHIRE HOSPITAL N		143		1	34	3	0
RJF BURTON HOSPITALS NHS TRUST	10	54		1			1
RJH GOOD HOPE HOSPITAL NHS TRUST		66					4
RJN EAST CHESHIRE NHS TRUST		13					0
RJR COUNTESS OF CHESTER HOSPITAL N		42		3			1
RJS HALTON GENERAL HOSPITAL NHS TR		23		3			1
RJY WIGAN & LEIGH HEALTH SERVICES		98		1			3
RJZ KING'S HEALTHCARE NHS TRUST	7	14		1	1		0
RK1 PILGRIM HEALTH NHS TRUST		69		1			3
RK5 THE KINGS MILL CENTRE FOR HEAL	1	101		3		2	0
RK9 PLYMOUTH HOSPITALS NHS TRUST		33	8	14	29	20	2
RKB WALSGRAVE HOSPITALS NHS TRUST	1	102		34	52	7	6
RKC WARRINGTON HOSPITAL NHS TRUST	4	44		1			0
RKE WHITTINGTON HOSPITAL NHS TRUST		40					3
RKF THE PRINCESS ROYAL HOSPITAL NH		20					2
RL4 THE ROYAL WOLVERHAMPTON HOSPIT		57		4			1
RLG CARLISLE HOSPITALS NHS TRUST		38		2			0
RLN CITY HOSPITALS SUNDERLAND NHS		163					4
RLQ HEREFORD HOSPITALS NHS TRUST		16					0
RLR WORCESTER ROYAL INFIRMARY NHS	1	47		7			0

RLT GEORGE ELIOT HOSPITAL NHS TRUS		53					2
RLW CITY HOSPITAL NHS TRUST (INCOR		54					3
RLZ ROYAL SHREWSBURY HOSPITALS NHS		47		2			1
RM1 NORFOLK & NORWICH HEALTH CARE	8	133	4	12	70	10	7
RM2 SOUTH MANCHESTER UNIVERSITY HO	10	159	5	71	142	47	1
RM3 SALFORD ROYAL HOSPITALS NHS TR		102					1
RM4 TRAFFORD HEALTHCARE NHS TRUST		32		3			1
RM9 ALEXANDRA HEALTHCARE NHS TRUST		28					1
RMB BLACKBURN HYNDBURN & RIBBLE V		39		4			2
RMC BOLTON HOSPITALS NHS TRUST	1	123	1	3			5
RMF PRESTON ACUTE HOSPITALS NHS TR	1	154		6			1
RMK NORTH MANCHESTER HEALTHCARE NH		88		4			4
RMN BURY HEALTH CARE NHS TRUST		54					1
RMP TAMESIDE & GLOSSOP ACUTE SERVI		58					2
RMR BLACKPOOL VICTORIA HOSPITAL NH	1	78	2	9	70	5	4
RMS STOCKPORT ACUTE SERVICES NHS T		48					2
RMW DEWSBURY HEALTH CARE NHS TRUST		60					2
RN1 WINCHESTER & EASTLEIGH HEALTHC	1	37					0
RN3 SWINDON & MARLBOROUGH NHS TRUS	6	39					0
RN4 PORTSMOUTH HEALTHCARE NHS TRUS		1					
RN5 NORTH HAMPSHIRE HOSPITALS NHS	1	19					0
RN7 DARTFORD & GRAVESHAM NHS TRUST		12		1			
RNA DUDLEY GROUP OF HOSPITALS NHS		73		1			4
RNE SANDWELL HEALTHCARE NHS TRUST				53			5
RNH NEWHAM HEALTHCARE NHS TRUST	1	60		1			3
RNJ BARTS & THE LONDON NHS TRUST	1	93	1	18	88	7	7
RNQ KETTERING GENERAL HOSPITAL NHS		25					1
RNS NORTHAMPTON GENERAL HOSPITAL N		27		1			1
RNT STOKE MANDEVILLE HOSPITAL NHS	7	19		2			0
RNZ SALISBURY HEALTHCARE NHS TRUST	5	17		1			0
RP2 HARINGEY HEALTH CARE NHS TRUST		1					0
RPA MEDWAY NHS TRUST		95					2
RPD KENT & SUSSEX WEALD NHS TRUST		64					
RPL WORTHING & SOUTHLANDS HOSPITAL		31					
RPR THE ROYAL WEST SUSSEX NHS TRUS		27					1
RPS MID SUSSEX NHS TRUST	1	12					1
RPW ST ALBANS & HEMEL HEMPSTEAD NH		34					1
RPY THE ROYAL MARSDEN HOSPITAL NHS		14	1				0
RQ3 BIRMINGHAM CHILDREN'S HOSPITAL					1		
RQ6 ROYAL LIVERPOOL & BROADGREEN H	3	27		3			5
RQ8 MID ESSEX HOSPITALS NHS TRUST		93		1			6
RQL MOUNT VERNON & WATFORD HOSPITA	3	20	1	3			1
RQN THE HAMMERSMITH HOSPITALS NHS	2	40		33	21	4	3
RQQ HINCHINGBROOKE HEALTHCARE NHS		4					1
RQU GRANTHAM & DISTRICT HOSPITAL N		13					
RQW THE PRINCESS ALEXANDRA HOSPITA		48					1
RQX HOMERTON HOSPITAL NHS TRUST		10					0
RR1 BIRMINGHAM HEARTLANDS & SOLIHU	6	28	22	41	195	12	0
RR2 ISLE OF WIGHT HEALTHCARE NHS T				29			
RR4 PINDERFIELDS & PONTEFRAC T HOSP	1	118	1	5			4
RR7 GATESHEAD HEALTH NHS TRUST	4	75					1
RR8 LEEDS TEACHING HOSPITALS NHS T	3	126	3	21	78	9	7
RR9 NORTH DURHAM HEALTH CARE NHS T	4	72		3			0
RRG TOWER HAMLETS HEALTHCARE NHS T							2
RRK UNIVERSITY HOSPITAL BIRMINGHAM	4	48		3	6		3
RRV UNIVERSITY COLLEGE LONDON HOSP	9	56	12	8	26	3	3
RRX LINCOLN & LOUTH NHS TRUST		70		7			2
RT3 ROYAL BROMPTON & HAREFIELD NHS	14	85	124	51	175	43	
RTA SOUTH DURHAM HEALTH CARE NHS T		109		8			6
RTD THE NEWCASTLE UPON TYNE HOSPIT	9	166	22	17	128	42	0
RTF NORTHUMBRIA HEALTH CARE NHS TR	1	172					2

RTG SOUTHERN DERBYSHIRE ACUTE HOSP		133		3			0
RTH OXFORD RADCLIFFE HOSPITAL NHS	1	16		6	34	4	0
RTK ASHFORD & ST PETER'S HOSPITALS		68					3
RTP SURREY & SUSSEX HEALTHCARE NHS		28					0
RTX MORECAMBE BAY HOSPITALS NHS TR	1	32		26			2
RV8 NORTHWICK PARK/CENTRAL MIDDLES		18		3			0
RVJ NORTH BRISTOL NHS TRUST	26	79		2			1
RVL CHASE FARM WELLHOUSE NHS TRUST	6	20		25			6
RVM SOUTH WEST LONDON COMMUNITY NH		5					1
RVR EPSOM/ST HELIER NHS TRUST		57					1
RVV EAST KENT HOSPITALS NHS TRUST		143		2			3
RVW NORTH TEES & HARTLEPOOL NHS TR	8	128		3			2
RVY SOUTHPORT & ORMSKIRK NHS TRUST		55		10			1
RWA Hull & East Yorkshire Hospital		20	29	64	107	38	2
Grand Total	548	10094	340	1617	2362	422	298

Lung cancer episodes in Wales. Source: PEDW 1999/2000

NHS trust	E48	E49	E50	procedure E51	E54	E63	G45
BRO MORGANNWG NHS TRUST		101		4			1
CARDIFF & DISTRICT COMMUNITY NHS TRUST							
CARMARTHENSHIRE NHS TRUST	5	32		4			
CEREDIGION & MID WALES NHS TRUST		11					1
CONWY & DENBEIGHSHIRE NHS TRUST		75		2			2
GWENT HEALTHCARE NHS TRUST		145					2
NORTH EAST WALES NHS TRUST		63					2
NORTH GLAMORGAN NHS TRUST	1	36					
NORTH WEST WALES NHS TRUST		31		15			5
PEMBROKESHIRE & DERWEN NHS TRUST		11		14			1
PONTYPRIDD & RHONDDA NHS TRUST	1		1	20			
POWYS HEALTHCARE NHS TRUST							
SWANSEA NHS TRUST		50		1	19	1	3
UNIVERSITY OF WALES & LLANDOUGH HOSPITAL NHS TRUST		86	2	28	44	1	3
VELINDRE NHS TRUST	1		1				
Grand Total	8	641	4	88	63	2	20

Breast cancer episodes in England. Source: HES 1999/2000

	Procedure				
NHS trust	B27	B28	B27+B28	%B28	B32
RA2 ROYAL SURREY COUNTY HOSPITAL N	68	96	164	59	1
RA3 WESTON AREA HEALTH NHS TRUST	43	50	93	54	20
RA4 EAST SOMERSET NHS TRUST	61	23	84	27	1
RA5 EAST GLOUCESTERSHIRE NHS TRUST	85	148	233	64	1
RA7 THE UNITED BRISTOL HEALTHCARE	79	145	224	65	1
RA9 SOUTH DEVON HEALTHCARE NHS TRU	56	188	244	77	1
RAE BRADFORD HOSPITALS NHS TRUST	80	93	173	54	15
RAF NORTHERN GENERAL HOSPITAL NHS	57	25	82	30	4
RAG DONCASTER ROYAL INFIRMARY & MO	128	106	234	45	11
RAJ SOUTHEND HOSPITAL NHS TRUST	103	183	286	64	6
RAL THE ROYAL FREE HAMPSTEAD HOSPI	40	64	104	62	4
RAP NORTH MIDDLESEX HOSPITAL NHS T	27	35	62	56	4
RAQ NORTH HERTFORDSHIRE NHS TRUST	39	52	91	57	
RAS THE HILLINGDON HOSPITAL NHS TR	45	29	74	39	3
RAX KINGSTON HOSPITAL NHS TRUST	13	66	79	84	3
RBA TAUNTON & SOMERSET NHS TRUST	58	162	220	74	6
RBD WEST DORSET GENERAL HOSPITALS	74	86	160	54	4
RBK WALSALL HOSPITALS NHS TRUST	101	72	173	42	1
RBL WIRRAL HOSPITAL NHS TRUST	54	167	221	76	3
RBN ST HELENS & KNOWSLEY HOSPITALS	50	111	161	69	5
RBP CHESTER & HALTON COMMUNITY NHS	3	3	6	50	
RBT THE MID CHESHIRE HOSPITALS NHS	55	112	167	67	5
RBU CENTRAL MANCHESTER HEALTHCARE	1		1	0	
RBV CHRISTIE HOSPITAL NHS TRUST	78	53	131	40	6
RBZ NORTHERN DEVON HEALTHCARE NHS	28	95	123	77	5
RC1 BEDFORD HOSPITALS NHS TRUST	29	36	65	55	
RC3 EALING HOSPITAL NHS TRUST	25	43	68	63	1
RC4 EAST HERTFORDSHIRE NHS TRUST	65	138	203	68	1
RC9 LUTON & DUNSTABLE HOSPITAL NHS	80	101	181	56	5
RCA NORTHALLERTON HEALTH SERVICES	27	61	88	69	9
RCB YORK HEALTH SERVICES NHS TRUST	73	107	180	59	7
RCC SCARBOROUGH & NE YORKSHIRE HEA	50	50	100	50	9
RCD HARROGATE HEALTH CARE NHS TRUS	30	52	82	63	25
RCF AIREDALE NHS TRUST	23	35	58	60	38
RCJ SOUTH TEES ACUTE HOSPITALS NHS	68	64	132	48	7
RCP BASSETLAW HOSPITAL & COMMUNITY	29	29	58	50	1
RCS NOTTINGHAM CITY HOSPITAL NHS T	255	182	437	42	57
RCV CENTRAL SHEFFIELD UNIVERSITY H	111	100	211	47	4
RCX KINGS LYNN & WISBECH HOSPITALS	50	79	129	61	1
RD1 ROYAL UNITED HOSPITAL BATH NHS	93	152	245	62	4
RD3 POOLE HOSPITALS NHS TRUST	53	119	172	69	3
RD7 HEATHERWOOD & WEXHAM PARK HOSP	90	109	199	55	
RD8 MILTON KEYNES GENERAL HOSPITAL	38	46	84	55	2
RDD BASILDON & THURROCK GENERAL HO	20	81	101	80	8
RDE ESSEX RIVERS HEALTHCARE NHS TR	88	153	241	63	
RDF FOREST HEALTHCARE NHS TRUST	44	84	128	66	4
RDL EASTBOURNE HOSPITALS NHS TRUST	38	82	120	68	
RDM HASTINGS & ROTHER NHS TRUST	32	59	91	65	2
RDU FRIMLEY PARK HOSPITAL NHS TRUS	51	78	129	60	6
RDY DORSET HEALTHCARE NHS TRUST		11	11	100	
RDZ ROYAL BOURNEMOUTH & CHRISTCHUR	65	89	154	58	21
RE7 WEST CUMBRIA HEALTHCARE NHS TR	46	57	103	55	10

RE9 SOUTH TYNESIDE HEALTHCARE NHS	28	21	49	43	
REA EXETER & DISTRICT COMMUNITY HE		1	1	100	
REF ROYAL CORNWALL HOSPITALS & WES	109	185	294	63	26
REM AINTREE HOSPITALS NHS TRUST	32	27	59	46	3
REU BURNLEY HEALTHCARE NHS TRUST	51	70	121	58	12
REX OLDHAM NHS TRUST	33	44	77	57	25
REZ ROCHDALE HEALTHCARE NHS TRUST	41	102	143	71	15
RF6 NORTH EAST LINCOLNSHIRE NHS TR	52	46	98	47	7
RF7 SCUNTHORPE & GOOLE HOSPITALS N	48	36	84	43	2
RFF BARNSLEY DISTRICT GENERAL HOSP	70	38	108	35	5
RFL GLENFIELD HOSPITAL NHS TRUST	174	244	418	58	12
RFR ROTHERHAM GENERAL HOSPITALS NH	71	56	127	44	9
RFS CHESTERFIELD & NORTH DERBYSHIR	104	69	173	40	4
RFW WEST MIDDLESEX UNIVERSITY NHS	29	51	80	64	
RG1 MID KENT HEALTHCARE NHS TRUST	36	98	134	73	3
RG2 GREENWICH HEALTHCARE NHS TRUST	28	42	70	60	1
RG3 BROMLEY HOSPITALS NHS TRUST	44	104	148	70	1
RG4 REDBRIDGE HEALTH CARE NHS TRUS	30	56	86	65	
RG7 HAVERING HOSPITALS NHS TRUST	78	125	203	62	16
RGA CALDERDALE HEALTHCARE NHS TRUS	33	36	69	52	8
RGB HUDDERSFIELD NHS TRUST	51	86	137	63	22
RGN PETERBOROUGH HOSPITALS NHS TRU	71	114	185	62	1
RGP JAMES PAGET HOSPITAL NHS TRUST	53	98	151	65	4
RGQ IPSWICH HOSPITAL NHS TRUST	76	148	224	66	7
RGR WEST SUFFOLK HOSPITALS NHS TRU	78	85	163	52	71
RGT ADDENBROOKE'S NHS TRUST	143	131	274	48	2
RGU BRIGHTON HEALTH CARE NHS TRUST	83	116	199	58	2
RGZ QUEEN MARY'S SIDCUP NHS TRUST	30	35	65	54	9
RH2 SOUTH BUCKINGHAMSHIRE NHS TRUS	42	121	163	74	
RH4 WEST BERKSHIRE PRIORITY CARE S	10	15	25	60	
RH6 GLOUCESTERSHIRE ROYAL NHS TRUS	51	59	110	54	8
RH7 SEVERN NHS TRUST	16	15	31	48	
RH8 ROYAL DEVON & EXETER HEALTHCAR	134	165	299	55	17
RHM SOUTHAMPTON UNIVERSITY HOSPITA	118	150	268	56	20
RHN ANDOVER DISTRICT COMMUNITY HEA		2	2	100	3
RHS SOUTHAMPTON COMMUNITY HEALTH S		1	1	100	
RHU PORTSMOUTH HOSPITALS NHS TRUST	80	182	262	69	19
RHW ROYAL BERKSHIRE & BATTLE HOSPI	51	100	151	66	
RJ1 GUY'S & ST THOMAS' NHS TRUST	137	145	282	51	42
RJ2 LEWISHAM HOSPITAL NHS TRUST			0		1
RJ5 ST MARY'S HOSPITAL NHS TRUST	35	76	111	68	2
RJ6 MAYDAY HEALTHCARE NHS TRUST	64	97	161	60	2
RJ7 ST GEORGE'S HEALTHCARE NHS TRU	60	67	127	53	7
RJB KIDDERMINSTER HEALTHCARE NHS T	24	28	52	54	
RJC SOUTH WARWICKSHIRE GENERAL HOS	91	60	151	40	4
RJD MID STAFFORDSHIRE GENERAL HOSP	31	48	79	61	
RJE NORTH STAFFORDSHIRE HOSPITAL N	145	159	304	52	16
RJF BURTON HOSPITALS NHS TRUST	26	144	170	85	
RJH GOOD HOPE HOSPITAL NHS TRUST	103	28	131	21	1
RJN EAST CHESHIRE NHS TRUST	54	58	112	52	2
RJR COUNTESS OF CHESTER HOSPITAL N	64	71	135	53	
RJS HALTON GENERAL HOSPITAL NHS TR	17	29	46	63	1
RJY WIGAN & LEIGH HEALTH SERVICES	90	73	163	45	3
RJZ KING'S HEALTHCARE NHS TRUST	34	55	89	62	3
RK1 PILGRIM HEALTH NHS TRUST	69	52	121	43	3

RK5 THE KINGS MILL CENTRE FOR HEAL	55	76	131	58	9
RK9 PLYMOUTH HOSPITALS NHS TRUST	123	190	313	61	
RKB WALSGRAVE HOSPITALS NHS TRUST	122	94	216	44	6
RKC WARRINGTON HOSPITAL NHS TRUST	46	51	97	53	
RKE WHITTINGTON HOSPITAL NHS TRUST	14	42	56	75	1
RKF THE PRINCESS ROYAL HOSPITAL NH	66	165	231	71	3
RL4 THE ROYAL WOLVERHAMPTON HOSPIT	78	63	141	45	1
RLG CARLISLE HOSPITALS NHS TRUST	56	99	155	64	1
RLN CITY HOSPITALS SUNDERLAND NHS	67	36	103	35	5
RLQ HEREFORD HOSPITALS NHS TRUST	67	53	120	44	
RLR WORCESTER ROYAL INFIRMARY NHS	97	62	159	39	5
RLT GEORGE ELIOT HOSPITAL NHS TRUS	55	45	100	45	4
RLW CITY HOSPITAL NHS TRUST (INCOR	80	142	222	64	2
RLZ ROYAL SHREWSBURY HOSPITALS NHS	37	53	90	59	3
RM1 NORFOLK & NORWICH HEALTH CARE	146	183	329	56	2
RM2 SOUTH MANCHESTER UNIVERSITY HO	106	197	303	65	27
RM3 SALFORD ROYAL HOSPITALS NHS TR	42	65	107	61	1
RM4 TRAFFORD HEALTHCARE NHS TRUST	33	49	82	60	4
RM9 ALEXANDRA HEALTHCARE NHS TRUST	51	50	101	50	3
RMB BLACKBURN HYNDBURN & RIBBLE V	51	63	114	55	15
RMC BOLTON HOSPITALS NHS TRUST	63	76	139	55	8
RMF PRESTON ACUTE HOSPITALS NHS TR	88	108	196	55	71
RMK NORTH MANCHESTER HEALTHCARE NH	63	38	101	38	9
RMN BURY HEALTH CARE NHS TRUST	31	31	62	50	3
RMP TAMESIDE & GLOSSOP ACUTE SERVI	56	75	131	57	9
RMR BLACKPOOL VICTORIA HOSPITAL NH	93	108	201	54	
RMS STOCKPORT ACUTE SERVICES NHS T	67	54	121	45	1
RMW DEWSBURY HEALTH CARE NHS TRUST	42	36	78	46	3
RN1 WINCHESTER & EASTLEIGH HEALTHC	66	68	134	51	29
RN3 SWINDON & MARLBOROUGH NHS TRUS	47	99	146	68	1
RN5 NORTH HAMPSHIRE HOSPITALS NHS	38	61	99	62	4
RN6 DORSET COMMUNITY NHS TRUST		1	1	100	
RN7 DARTFORD & GRAVESHAM NHS TRUST	36	47	83	57	2
RNA DUDLEY GROUP OF HOSPITALS NHS	94	109	203	54	3
RNE SANDWELL HEALTHCARE NHS TRUST	59	65	124	52	3
RNH NEWHAM HEALTHCARE NHS TRUST	31	26	57	46	2
RNJ BARTS & THE LONDON NHS TRUST	70	77	147	52	1
RNQ KETTERING GENERAL HOSPITAL NHS	66	93	159	58	3
RNS NORTHAMPTON GENERAL HOSPITAL N	85	96	181	53	5
RNT STOKE MANDEVILLE HOSPITAL NHS	53	67	120	56	3
RNZ SALISBURY HEALTHCARE NHS TRUST	70	55	125	44	4
RPA MEDWAY NHS TRUST	55	116	171	68	2
RPC THE QUEEN VICTORIA HOSPITAL NH	18	1	19	5	
RPD KENT & SUSSEX WEALD NHS TRUST	41	61	102	60	1
RPL WORTHING & SOUTHLANDS HOSPITAL	102	152	254	60	1
RPR THE ROYAL WEST SUSSEX NHS TRUS	45	44	89	49	2
RPS MID SUSSEX NHS TRUST	6	12	18	67	
RPW ST ALBANS & HEMEL HEMPSTEAD NH	42	69	111	62	3
RPY THE ROYAL MARSDEN HOSPITAL NHS	116	226	342	66	57
RQ6 ROYAL LIVERPOOL & BROADGREEN H	176	195	371	53	5
RQ8 MID ESSEX HOSPITALS NHS TRUST	56	109	165	66	2
RQL MOUNT VERNON & WATFORD HOSPITA	36	54	90	60	2
RQN THE HAMMERSMITH HOSPITALS NHS	43	140	183	77	7
RQQ HINCHINGBROOKE HEALTHCARE NHS	46	17	63	27	2
RQU GRANTHAM & DISTRICT HOSPITAL N	22	38	60	63	

RQW THE PRINCESS ALEXANDRA HOSPITA	73	104	177	59	4
RQX HOMERTON HOSPITAL NHS TRUST	14	8	22	36	2
RR1 BIRMINGHAM HEARTLANDS & SOLIHU	130	94	224	42	1
RR2 ISLE OF WIGHT HEALTHCARE NHS T	22	58	80	73	1
RR4 PINDERFIELDS & PONTEFRACT HOSP	93	80	173	46	26
RR7 GATESHEAD HEALTH NHS TRUST	108	133	241	55	4
RR8 LEEDS TEACHING HOSPITALS NHS T	225	225	450	50	8
RR9 NORTH DURHAM HEALTH CARE NHS T	64	33	97	34	5
RRK UNIVERSITY HOSPITAL BIRMINGHAM	126	127	253	50	5
RRV UNIVERSITY COLLEGE LONDON HOSP	46	59	105	56	
RRX LINCOLN & LOUTH NHS TRUST	80	70	150	47	114
RTA SOUTH DURHAM HEALTH CARE NHS T	91	41	132	31	1
RTD THE NEWCASTLE UPON TYNE HOSPIT	175	101	276	37	26
RTF NORTHUMBRIA HEALTH CARE NHS TR	110	72	182	40	8
RTG SOUTHERN DERBYSHIRE ACUTE HOSP	159	142	301	47	9
RTH OXFORD RADCLIFFE HOSPITAL NHS	107	284	391	73	2
RTK ASHFORD & ST PETER'S HOSPITALS	58	105	163	64	18
RTP SURREY & SUSSEX HEALTHCARE NHS	52	77	129	60	5
RTX MORECAMBE BAY HOSPITALS NHS TR	134	103	237	43	13
RV8 NORTHWICK PARK/CENTRAL MIDDLES	56	63	119	53	8
RVJ NORTH BRISTOL NHS TRUST	109	194	303	64	5
RVL CHASE FARM WELLHOUSE NHS TRUST	67	121	188	64	2
RVR EPSOM/ST HELIER NHS TRUST	26	62	88	70	2
RVV EAST KENT HOSPITALS NHS TRUST	132	199	331	60	14
RVW NORTH TEES & HARTLEPOOL NHS TR	104	91	195	47	80
RVY SOUTHPORT & ORMSKIRK NHS TRUST	60	65	125	52	6
RWA Hull & East Yorkshire Hospital	142	126	268	47	9
Grand Total	12198	15864	28062	57	1474

Breast cancer episodes in Wales. Source: PEDW 1999/2000

NHS trust	procedure				
	B27	B28	B27+B28	%B28	B32
BRO MORGANNWG NHS TRUST	48	31	79	39%	35
CARMARTHENSHIRE NHS TRUST	114	73	187	39%	15
CEREDIGION & MID WALES NHS TRUST	12	14	26	54%	6
CONWY & DENBEIGHSHIRE NHS TRUST	46	56	102	55%	8
GWENT HEALTHCARE NHS TRUST	136	102	238	43%	15
NORTH EAST WALES NHS TRUST	40	36	76	47%	23
NORTH GLAMORGAN NHS TRUST	17	9	26	35%	3
NORTH WEST WALES NHS TRUST	127	134	261	51%	9
PEMBROKESHIRE & DERWEN NHS TRUST	20	33	53	62%	18
PONTYPRIDD & RHONDDA NHS TRUST	60	77	137	56%	18
SWANSEA NHS TRUST	104	108	212	51%	12
UNIVERSITY OF WALES & LLANDOUGH HOSPITAL	156	173	329	53%	5
Grand Total	880	846	1726	49%	168

Gynaecological cancer episodes in England. Source: HES 1999/2000

NHS trust	Procedure		
	Q03	Q07	Q18
RA2 ROYAL SURREY COUNTY HOSPITAL N	1	24	4
RA3 WESTON AREA HEALTH NHS TRUST	1	12	3
RA4 EAST SOMERSET NHS TRUST	1	16	9
RA5 EAST GLOUCESTERSHIRE NHS TRUST	2	38	4
RA7 THE UNITED BRISTOL HEALTHCARE	4	35	5
RA9 SOUTH DEVON HEALTHCARE NHS TRU	4	51	1
RAE BRADFORD HOSPITALS NHS TRUST	14	42	4
RAF NORTHERN GENERAL HOSPITAL NHS		1	
RAG DONCASTER ROYAL INFIRMARY & MO	6	54	12
RAJ SOUTHEAST HOSPITAL NHS TRUST	5	43	15
RAL THE ROYAL FREE HAMPSTEAD HOSPI	5	33	3
RAP NORTH MIDDLESEX HOSPITAL NHS T	2	16	1
RAQ NORTH HERTFORDSHIRE NHS TRUST	4	32	
RAS THE HILLINGDON HOSPITAL NHS TR		8	3
RAX KINGSTON HOSPITAL NHS TRUST	2	22	2
RBA TAUNTON & SOMERSET NHS TRUST	4	48	2
RBD WEST DORSET GENERAL HOSPITALS	1	24	5
RBK WALSALL HOSPITALS NHS TRUST	2	32	14
RBL WIRRAL HOSPITAL NHS TRUST	1	48	2
RBN ST HELENS & KNOWSLEY HOSPITALS	13	50	10
RBP CHESTER & HALTON COMMUNITY NHS		1	
RBT THE MID CHESHIRE HOSPITALS NHS	7	32	16
RBV CENTRAL MANCHESTER HEALTHCARE	15	43	3
RBV CHRISTIE HOSPITAL NHS TRUST	42	36	1
RBZ NORTHERN DEVON HEALTHCARE NHS	5	19	1
RC1 BEDFORD HOSPITALS NHS TRUST	1	13	1
RC3 EALING HOSPITAL NHS TRUST	3	14	5
RC4 EAST HERTFORDSHIRE NHS TRUST		22	4
RC9 LUTON & DUNSTABLE HOSPITAL NHS	3	39	11
RCA NORTHALLERTON HEALTH SERVICES	1	7	
RCB YORK HEALTH SERVICES NHS TRUST		28	11
RCC SCARBOROUGH & NE YORKSHIRE HEA	7	15	10
RCD HARROGATE HEALTH CARE NHS TRUS	5	11	10
RCF AIREDALE NHS TRUST		9	
RCJ SOUTH TEES ACUTE HOSPITALS NHS	1	42	7
RCP BASSETLAW HOSPITAL & COMMUNITY	2	19	2
RCS NOTTINGHAM CITY HOSPITAL NHS T	10	71	6
RCV CENTRAL SHEFFIELD UNIVERSITY H	22	128	7
RCX KINGS LYNN & WISBECH HOSPITALS	6	38	1
RD1 ROYAL UNITED HOSPITAL BATH NHS	1	60	2
RD3 POOLE HOSPITALS NHS TRUST	9	40	16
RD7 HEATHERWOOD & WEXHAM PARK HOSP	2	26	3
RD8 MILTON KEYNES GENERAL HOSPITAL		25	
RDD BASILDON & THURROCK GENERAL HO	4	27	13
RDE ESSEX RIVERS HEALTHCARE NHS TR	1	48	7
RDF FOREST HEALTHCARE NHS TRUST	4	16	6

RDL EASTBOURNE HOSPITALS NHS TRUST	1	21	8
RDM HASTINGS & ROTHER NHS TRUST		14	6
RDU FRIMLEY PARK HOSPITAL NHS TRUS	2	34	8
RDY DORSET HEALTHCARE NHS TRUST			2
RDZ ROYAL BOURNEMOUTH & CHRISTCHUR	4	23	4
RE7 WEST CUMBRIA HEALTHCARE NHS TR	1	9	3
RE9 SOUTH TYNESIDE HEALTHCARE NHS	2	13	4
REA EXETER & DISTRICT COMMUNITY HE			1
REF ROYAL CORNWALL HOSPITALS & WES	7	70	21
REM AINTREE HOSPITALS NHS TRUST	14	16	
REP LIVERPOOL WOMENS HOSPITAL NHS	11	63	
REU BURNLEY HEALTHCARE NHS TRUST	2	13	4
REX OLDHAM NHS TRUST	10	23	7
REZ ROCHDALE HEALTHCARE NHS TRUST	4	13	6
RF6 NORTH EAST LINCOLNSHIRE NHS TR	3	15	13
RF7 SCUNTHORPE & GOOLE HOSPITALS N	3	21	10
RFB LEICESTER GENERAL HOSPITAL NHS	9	50	6
RFD LEICESTER ROYAL INFIRMARY NHS	3	87	10
RFE COMMUNITY HEALTH SERVICES SOUT			2
RFF BARNSLEY DISTRICT GENERAL HOSP	8	20	8
RFJ CENTRAL NOTTINGHAMSHIRE HEALTH	1		1
RFK QUEEN'S MEDICAL CENTRE NOTTIN	7	37	12
RFR ROTHERHAM GENERAL HOSPITALS NH	5	20	3
RFS CHESTERFIELD & NORTH DERBYSHIR	5	28	13
RFW WEST MIDDLESEX UNIVERSITY NHS	4	12	6
RG1 MID KENT HEALTHCARE NHS TRUST	5	23	3
RG2 GREENWICH HEALTHCARE NHS TRUST	4	25	7
RG3 BROMLEY HOSPITALS NHS TRUST	4	29	10
RG4 REDBRIDGE HEALTH CARE NHS TRUS	4	21	13
RG7 HAVERING HOSPITALS NHS TRUST	6	34	12
RGA CALDERDALE HEALTHCARE NHS TRUS	3	24	1
RGB HUDDERSFIELD NHS TRUST	2	14	12
RGN PETERBOROUGH HOSPITALS NHS TRU	2	25	
RGP JAMES PAGET HOSPITAL NHS TRUST	7	27	
RGQ IPSWICH HOSPITAL NHS TRUST	2	46	6
RGR WEST SUFFOLK HOSPITALS NHS TRU	8	40	7
RGT ADDENBROOKE'S NHS TRUST	4	52	7
RGU BRIGHTON HEALTH CARE NHS TRUST	5	43	
RGZ QUEEN MARY'S SIDCUP NHS TRUST	2	28	7
RH2 SOUTH BUCKINGHAMSHIRE NHS TRUS		26	7
RH6 GLOUCESTERSHIRE ROYAL NHS TRUS	5	57	3
RH7 SEVERN NHS TRUST	1		
RH8 ROYAL DEVON & EXETER HEALTHCAR	6	62	17
RHM SOUTHAMPTON UNIVERSITY HOSPITA	18	88	16
RHU PORTSMOUTH HOSPITALS NHS TRUST	9	49	13
RHW ROYAL BERKSHIRE & BATTLE HOSPI	4	34	6
RJ1 GUY'S & ST THOMAS' NHS TRUST	1	18	1
RJ2 LEWISHAM HOSPITAL NHS TRUST	1	14	1
RJ5 ST MARY'S HOSPITAL NHS TRUST	5	26	0

RJ6 MAYDAY HEALTHCARE NHS TRUST	2	41	5
RJ7 ST GEORGE'S HEALTHCARE NHS TRU	5	31	4
RJ8 CORNWALL HEALTHCARE NHS TRUST		1	
RJB KIDDERMINSTER HEALTHCARE NHS T	2	6	
RJC SOUTH WARWICKSHIRE GENERAL HOS	2	21	4
RJD MID STAFFORDSHIRE GENERAL HOSP	2	18	
RJE NORTH STAFFORDSHIRE HOSPITAL N	8	65	
RJF BURTON HOSPITALS NHS TRUST	2	32	9
RJH GOOD HOPE HOSPITAL NHS TRUST		58	20
RJN EAST CHESHIRE NHS TRUST	3	28	1
RJR COUNTESS OF CHESTER HOSPITAL N	3	35	1
RJY WIGAN & LEIGH HEALTH SERVICES	5	45	9
RJZ KING'S HEALTHCARE NHS TRUST	6	18	
RK1 PILGRIM HEALTH NHS TRUST	2	28	2
RK5 THE KINGS MILL CENTRE FOR HEAL	8	38	24
RK9 PLYMOUTH HOSPITALS NHS TRUST	8	45	6
RKB WALSGRAVE HOSPITALS NHS TRUST	8	68	11
RKC WARRINGTON HOSPITAL NHS TRUST	4	24	1
RKE WHITTINGTON HOSPITAL NHS TRUST	3	18	3
RL4 THE ROYAL WOLVERHAMPTON HOSPIT	8	60	
RLG CARLISLE HOSPITALS NHS TRUST	1	25	7
RLN CITY HOSPITALS SUNDERLAND NHS	2	45	11
RLQ HEREFORD HOSPITALS NHS TRUST	3	26	1
RLR WORCESTER ROYAL INFIRMARY NHS	5	22	
RLT GEORGE ELIOT HOSPITAL NHS TRUS	4	38	3
RLU BIRMINGHAM WOMEN'S HEALTHCARE		2	
RLW CITY HOSPITAL NHS TRUST (INCOR		21	1
RLZ ROYAL SHREWSBURY HOSPITALS NHS	1	41	5
RM1 NORFOLK & NORWICH HEALTH CARE	2	66	2
RM2 SOUTH MANCHESTER UNIVERSITY HO	4	29	2
RM3 SALFORD ROYAL HOSPITALS NHS TR	3	40	1
RM4 TRAFFORD HEALTHCARE NHS TRUST	1	12	2
RM9 ALEXANDRA HEALTHCARE NHS TRUST	1	15	1
RMB BLACKBURN HYNDBURN & RIBBLE V	7	21	2
RMC BOLTON HOSPITALS NHS TRUST	10	44	5
RMF PRESTON ACUTE HOSPITALS NHS TR	11	59	19
RMK NORTH MANCHESTER HEALTHCARE NH	11	18	10
RMN BURY HEALTH CARE NHS TRUST	4	17	4
RMP TAMESIDE & GLOSSOP ACUTE SERVI	7	29	5
RMR BLACKPOOL VICTORIA HOSPITAL NH	5	39	12
RMS STOCKPORT ACUTE SERVICES NHS T	10	36	8
RMW DEWSBURY HEALTH CARE NHS TRUST		18	2
RN1 WINCHESTER & EASTLEIGH HEALTHC	4	23	8
RN3 SWINDON & MARLBOROUGH NHS TRUS	5	43	10
RN5 NORTH HAMPSHIRE HOSPITALS NHS	1	35	18
RN6 DORSET COMMUNITY NHS TRUST			1
RN7 DARTFORD & GRAVESHAM NHS TRUST	1	24	1
RNA DUDLEY GROUP OF HOSPITALS NHS	3	30	1
RNE SANDWELL HEALTHCARE NHS TRUST	3	16	1

RNH NEWHAM HEALTHCARE NHS TRUST	9	6	3
RNJ BARTS & THE LONDON NHS TRUST	4	56	11
RNQ KETTERING GENERAL HOSPITAL NHS	6	29	
RNS NORTHAMPTON GENERAL HOSPITAL N	5	32	3
RNT STOKE MANDEVILLE HOSPITAL NHS	1	22	1
RNZ SALISBURY HEALTHCARE NHS TRUST	3	28	5
RPA MEDWAY NHS TRUST	2	33	3
RPD KENT & SUSSEX WEALD NHS TRUST	5	33	9
RPL WORTHING & SOUTHLANDS HOSPITAL	1	24	1
RPR THE ROYAL WEST SUSSEX NHS TRUS		36	16
RPS MID SUSSEX NHS TRUST	1	4	
RPW ST ALBANS & HEMEL HEMPSTEAD NH	1	26	7
RPY THE ROYAL MARSDEN HOSPITAL NHS	5	29	9
RQ6 ROYAL LIVERPOOL & BROADGREEN H		1	
RQ8 MID ESSEX HOSPITALS NHS TRUST	7	41	9
RQL MOUNT VERNON & WATFORD HOSPITA	3	17	
RQN THE HAMMERSMITH HOSPITALS NHS	19	55	1
RQQ HINCHINGBROOKE HEALTHCARE NHS	2	7	3
RQW THE PRINCESS ALEXANDRA HOSPITA	3	33	6
RR1 BIRMINGHAM HEARTLANDS & SOLIHU	3	35	1
RR2 ISLE OF WIGHT HEALTHCARE NHS T		20	5
RR4 PINDERFIELDS & PONTEFRAC T HOSP	6	26	13
RR7 GATESHEAD HEALTH NHS TRUST	9	116	
RR8 LEEDS TEACHING HOSPITALS NHS T	14	113	7
RR9 NORTH DURHAM HEALTH CARE NHS T	12	6	2
RRK UNIVERSITY HOSPITAL BIRMINGHAM		2	
RRV UNIVERSITY COLLEGE LONDON HOSP	6	10	4
RRX LINCOLN & LOUTH NHS TRUST	3	39	16
RT5 LEICESTERSHIRE & RUTLAND HEALT			2
RTA SOUTH DURHAM HEALTH CARE NHS T	1	26	12
RTD THE NEWCASTLE UPON TYNE HOSPIT	3	41	9
RTF NORTHUMBRIA HEALTH CARE NHS TR	3	22	15
RTG SOUTHERN DERBYSHIRE ACUTE HOSP	16	66	24
RTH OXFORD RADCLIFFE HOSPITAL NHS	1	53	3
RTK ASHFORD & ST PETER'S HOSPITALS	6	26	8
RTP SURREY & SUSSEX HEALTHCARE NHS	4	30	7
RTX MORECAMBE BAY HOSPITALS NHS TR	7	50	3
RV8 NORTHWICK PARK/CENTRAL MIDDLES	4	36	6
RVJ NORTH BRISTOL NHS TRUST	10	47	8
RVL CHASE FARM WELLHOUSE NHS TRUST	4	40	8
RVR EPSOM/ST HELIER NHS TRUST	8	43	19
RVV EAST KENT HOSPITALS NHS TRUST	2	79	30
RVW NORTH TEES & HARTLEPOOL NHS TR	4	29	5
RVY SOUTHPORT & ORMSKIRK NHS TRUST	7	26	5
RWA Hull & East Yorkshire Hospital	8	64	19
Grand Total	845	5936	1110

Gynaecological cancer episodes in Wales. Source PEDW 1999/2000

NHS trust	procedure		
	Q03	Q07	Q18
BRO MORGANNWG NHS TRUST	6	28	14
CARMARTHENSHIRE NHS TRUST	8	21	1
CEREDIGION & MID WALES NHS TRUST	1	6	2
CONWY & DENBEIGHSHIRE NHS TRUST		34	13
GWENT HEALTHCARE NHS TRUST	7	53	7
NORTH EAST WALES NHS TRUST	11	41	8
NORTH GLAMORGAN NHS TRUST	6	16	9
NORTH WEST WALES NHS TRUST	3	25	
PEMBROKESHIRE & DERWEN NHS TRUST	5	14	9
PONTYPRIDD & RHONDDA NHS TRUST	3	27	1
SWANSEA NHS TRUST		53	9
UNIVERSITY OF WALES & LLANDOUGH HOSPITAL	11	87	2
VELINDRE NHS TRUST	3		
Grand Total	64	405	75

Genitourinary cancer episodes in England. Source: HES 1999/2000

NHS trust	Procedure						
	M02	M34	M42	M45	M61	M65	N06
RA2 ROYAL SURREY COUNTY HOSPITAL N	8	1	108	16		26	5
RA3 WESTON AREA HEALTH NHS TRUST	9		132	71	5	23	5
RA4 EAST SOMERSET NHS TRUST	8	2	107	80		12	6
RA5 EAST GLOUCESTERSHIRE NHS TRUST	14	8	190	25	3	51	4
RA7 THE UNITED BRISTOL HEALTHCARE	20	10	155	137	27	30	8
RA9 SOUTH DEVON HEALTHCARE NHS TRU	21	3	253	50	2	83	9
RAE BRADFORD HOSPITALS NHS TRUST	13	6	154	55		17	4
RAF NORTHERN GENERAL HOSPITAL NHS	1			1			
RAG DONCASTER ROYAL INFIRMARY & MO	22	10	192	117	8	32	8
RAJ SOUTHCEND HOSPITAL NHS TRUST	19	8	261	152	5	35	9
RAL THE ROYAL FREE HAMPSTEAD HOSPI	15	1	84	75	41	20	3
RAN THE ROYAL NATIONAL ORTHOPAEDIC					1		
RAP NORTH MIDDLESEX HOSPITAL NHS T	5	5	87	62	2	8	3
RAQ NORTH HERTFORDSHIRE NHS TRUST	14	10	104	100	21	33	3
RAS THE HILLINGDON HOSPITAL NHS TR	13	7	78	54	5	11	3
RAX KINGSTON HOSPITAL NHS TRUST	6	3	123	12		21	1
RBA TAUNTON & SOMERSET NHS TRUST	14	2	199	137	1	41	4
RBD WEST DORSET GENERAL HOSPITALS	13	3	161	143	2	35	3
RBK WALSALL HOSPITALS NHS TRUST	14	4	193	135		30	10
RBL WIRRAL HOSPITAL NHS TRUST	20	9	184	83	3	34	10
RBN ST HELENS & KNOWSLEY HOSPITALS	17	3	203	106		73	16
RBS ROYAL LIVERPOOL CHILDRENS NHS	3						
RBT THE MID CHESHIRE HOSPITALS NHS	20	8	193	115	27	37	7
RBU CENTRAL MANCHESTER HEALTHCARE	11	5	129	54	1	10	5
RBV CHRISTIE HOSPITAL NHS TRUST	1	18	26	35	13	3	3
RBZ NORTHERN DEVON HEALTHCARE NHS	11	6	103	65	6	29	6
RC1 BEDFORD HOSPITALS NHS TRUST	12	2	80	46	1	6	2
RC3 EALING HOSPITAL NHS TRUST	4	3	71	44		14	3
RC4 EAST HERTFORDSHIRE NHS TRUST	5		111	56		10	2
RC9 LUTON & DUNSTABLE HOSPITAL NHS	12	9	104	109	5	24	8
RCA NORTHALLERTON HEALTH SERVICES			34	214		4	
RCB YORK HEALTH SERVICES NHS TRUST	26	4	181	225	14	35	13
RCC SCARBOROUGH & NE YORKSHIRE HEA	9	3	123	124		34	4
RCD HARROGATE HEALTH CARE NHS TRUS	6	6	126	66		20	4
RCF AIREDALE NHS TRUST	11	6	183	93	9	37	20
RCJ SOUTH TEES ACUTE HOSPITALS NHS	24	18	252	99	51	43	11
RCP BASSETLAW HOSPITAL & COMMUNITY	8		156	36		18	6
RCS NOTTINGHAM CITY HOSPITAL NHS T	46	28	568	206	11	178	20
RCU SHEFFIELD CHILDREN'S HOSPITAL	3						
RCV CENTRAL SHEFFIELD UNIVERSITY H	33	13	327	170	5	16	15
RCX KINGS LYNN & WISBECH HOSPITALS	16	8	237	156	1	31	11
RD1 ROYAL UNITED HOSPITAL BATH NHS	31	5	215	73	13	16	5
RD3 POOLE HOSPITALS NHS TRUST				2			
RD7 HEATHERWOOD & WEXHAM PARK HOSP	10	8	45	48	7	7	8
RD8 MILTON KEYNES GENERAL HOSPITAL	10		129	34		38	10
RDD BASILDON & THURROCK GENERAL HO	22	4	216	152	6	26	15
RDE ESSEX RIVERS HEALTHCARE NHS TR	8	16	255	41	4	41	10
RDF FOREST HEALTHCARE NHS TRUST	13	2	179	132	4	24	5
RDL EASTBOURNE HOSPITALS NHS TRUST	20	10	242	177	7	52	7
RDM HASTINGS & ROTHER NHS TRUST	4	7	117	105	7	17	10
RDU FRIMLEY PARK HOSPITAL NHS TRUS	20	4	115	113	21	13	14
RDY DORSET HEALTHCARE NHS TRUST			17	54			
RDZ ROYAL BOURNEMOUTH & CHRISTCHUR	41	6	535	282	21	69	5
RE7 WEST CUMBRIA HEALTHCARE NHS TR	6		70	44		18	2
RE9 SOUTH TYNESIDE HEALTHCARE NHS	11	3	76	50		11	1
REA EXETER & DISTRICT COMMUNITY HE				7		1	2
REF ROYAL CORNWALL HOSPITALS & WES	47	11	279	146	3	83	10
REM AINTREE HOSPITALS NHS TRUST	16	4	311	116		30	8

REN CLATTERBRIDGE CENTRE FOR ONCOL				0			
REP LIVERPOOL WOMENS HOSPITAL NHS				0			
REU BURNLEY HEALTHCARE NHS TRUST	9	1	173	87		18	5
REX OLDHAM NHS TRUST	12	6	204	107	1	27	4
REZ ROCHDALE HEALTHCARE NHS TRUST	13		86	37		25	5
RF6 NORTH EAST LINCOLNSHIRE NHS TR	15	3	138	183		39	6
RF7 SCUNTHORPE & GOOLE HOSPITALS N	7	8	169	226	2	9	5
RFB LEICESTER GENERAL HOSPITAL NHS	39	14	386	170	4	67	25
RFD LEICESTER ROYAL INFIRMARY NHS	2			0			
RFF BARNSLEY DISTRICT GENERAL HOSP	11		159	83	1	13	10
RFJ CENTRAL NOTTINGHAMSHIRE HEALTH			98	62		21	3
RFK QUEEN'S MEDICAL CENTRE NOTTIN	2			2			
RFL GLENFIELD HOSPITAL NHS TRUST	1						
RFR ROTHERHAM GENERAL HOSPITALS NH	15	5	113	97	1	14	8
RFS CHESTERFIELD & NORTH DERBYSHIR	10	3	171	141	4	19	9
RFW WEST MIDDLESEX UNIVERSITY NHS	11	2	99	13		14	1
RG1 MID KENT HEALTHCARE NHS TRUST	9	2	177	60	12	12	2
RG2 GREENWICH HEALTHCARE NHS TRUST	14	1	168	182		24	6
RG3 BROMLEY HOSPITALS NHS TRUST	19	7	173	157		17	9
RG4 REDBRIDGE HEALTH CARE NHS TRUS	14	1	99	61	35	18	5
RG7 HAVERING HOSPITALS NHS TRUST	32	7	288	259	6	28	7
RGA CALDERDALE HEALTHCARE NHS TRUS	10	5	27	281		8	
RGB HUDDERSFIELD NHS TRUST	10	2	90	147	3	22	4
RGK NORTH WEST ANGLIA HEALTHCARE N			19	21		4	1
RGN PETERBOROUGH HOSPITALS NHS TRU	14	6	169	117	9	22	6
RGP JAMES PAGET HOSPITAL NHS TRUST	17	5	269	121	11	57	10
RGQ IPSWICH HOSPITAL NHS TRUST	18	10	244	214	9	66	9
RGR WEST SUFFOLK HOSPITALS NHS TRU	9	10	188	113	4	18	6
RGT ADDENBROOKE'S NHS TRUST	20	4	180	170	7	13	10
RGU BRIGHTON HEALTH CARE NHS TRUST	20	6	207	182	8	27	12
RGZ QUEEN MARY'S SIDCUP NHS TRUST			3	2		1	1
RH2 SOUTH BUCKINGHAMSHIRE NHS TRUS	19	9	155	79	13	18	7
RH6 GLOUCESTERSHIRE ROYAL NHS TRUS	19	6	204	71	2	75	14
RH8 ROYAL DEVON & EXETER HEALTHCAR	27	8	134	59		75	16
RHM SOUTHAMPTON UNIVERSITY HOSPITA	39	25	217	204	26	37	22
RHN ANDOVER DISTRICT COMMUNITY HEA				5			
RHS SOUTHAMPTON COMMUNITY HEALTH S			46	37		8	
RHU PORTSMOUTH HOSPITALS NHS TRUST	37	13	495	246	13	38	15
RHW ROYAL BERKSHIRE & BATTLE HOSPI	22	6	190	96	9	21	8
RJ1 GUY'S & ST THOMAS' NHS TRUST	28	10	168	197	14	12	14
RJ2 LEWISHAM HOSPITAL NHS TRUST				46			
RJ5 ST MARY'S HOSPITAL NHS TRUST	16	4	57	43	15	10	1
RJ6 MAYDAY HEALTHCARE NHS TRUST	8	15	140	86	3	8	3
RJ7 ST GEORGE'S HEALTHCARE NHS TRU	26	6	118	94	26	22	9
RJB KIDDERMINSTER HEALTHCARE NHS T	4	5	158	17		13	6
RJC SOUTH WARWICKSHIRE GENERAL HOS	11	6	193	46		38	2
RJD MID STAFFORDSHIRE GENERAL HOSP	14	6	122	46		24	2
RJE NORTH STAFFORDSHIRE HOSPITAL N	31	16	327	123	11	62	8
RJF BURTON HOSPITALS NHS TRUST	13	2	179	147		48	8
RJH GOOD HOPE HOSPITAL NHS TRUST	11	4	168	216		43	3
RJN EAST CHESHIRE NHS TRUST	5	2	157	63		40	4
RJR COUNTESS OF CHESTER HOSPITAL N	13	4	122	114	11	27	9
RJS HALTON GENERAL HOSPITAL NHS TR	8	2	117	46		38	5
RJY WIGAN & LEIGH HEALTH SERVICES	16	5	181	105	1	20	7
RJZ KING'S HEALTHCARE NHS TRUST	14	4	60	23	24	18	4
RK1 PILGRIM HEALTH NHS TRUST	19	14	211	118	16	54	14
RK5 THE KINGS MILL CENTRE FOR HEAL	11	11	183	107		39	8
RK9 PLYMOUTH HOSPITALS NHS TRUST	27	20	213	133	12	31	2
RKB WALSGRAVE HOSPITALS NHS TRUST	21	13	204	159	15	61	13
RKC WARRINGTON HOSPITAL NHS TRUST	12	2	117	88		14	6
RKE WHITTINGTON HOSPITAL NHS TRUST	8	4	77	64		15	2

RKF THE PRINCESS ROYAL HOSPITAL NH	14	1	107	78		18	4
RKX NORTH DERBYSHIRE COMMUNITY HEA				4			
RL1 ROBERT JONES & AGNES HUNT ORTH				1			
RL4 THE ROYAL WOLVERHAMPTON HOSPIT	10	6	227	149	2	48	2
RLG CARLISLE HOSPITALS NHS TRUST	10	5	115	66	1	49	6
RLN CITY HOSPITALS SUNDERLAND NHS	37	7	186	149	14	38	7
RLQ HEREFORD HOSPITALS NHS TRUST	9	3	148	41		27	8
RLR WORCESTER ROYAL INFIRMARY NHS	12	4	142	63	2	43	10
RLT GEORGE ELIOT HOSPITAL NHS TRUS	6	9	116	38	13	23	7
RLW CITY HOSPITAL NHS TRUST (INCOR	5	4	128	77	18	48	5
RLZ ROYAL SHREWSBURY HOSPITALS NHS	21	10	67	36	12	31	4
RM1 NORFOLK & NORWICH HEALTH CARE	21	18	459	314	21	94	14
RM2 SOUTH MANCHESTER UNIVERSITY HO	18	3	182	108	2	45	11
RM3 SALFORD ROYAL HOSPITALS NHS TR	10		156	193		16	7
RM4 TRAFFORD HEALTHCARE NHS TRUST	11	1	83	45	5	27	3
RM9 ALEXANDRA HEALTHCARE NHS TRUST	13	3	61	94		12	3
RMB BLACKBURN HYNDBURN & RIBBLE V	11	7	143	78	7	27	3
RMC BOLTON HOSPITALS NHS TRUST	15	12	179	138	2	31	12
RMF PRESTON ACUTE HOSPITALS NHS TR	22	12	233	126	16	63	17
RMK NORTH MANCHESTER HEALTHCARE NH	19	4	221	87	4	20	5
RML BLACKPOOL WYRE & FYLDE COMMUNI				1			
RMN BURY HEALTH CARE NHS TRUST			55	45		6	4
RMP TAMESIDE & GLOSSOP ACUTE SERVI			62	101		3	3
RMR BLACKPOOL VICTORIA HOSPITAL NH	25	1	247	200	4	44	12
RMS STOCKPORT ACUTE SERVICES NHS T	15	9	256	80	22	23	3
RMW DEWSBURY HEALTH CARE NHS TRUST	6		184	227		4	6
RN1 WINCHESTER & EASTLEIGH HEALTHC	14	6	126	47	11	16	5
RN3 SWINDON & MARLBOROUGH NHS TRUS	19	6	133	86	1	49	7
RN5 NORTH HAMPSHIRE HOSPITALS NHS	4		116	44	6	25	3
RN6 DORSET COMMUNITY NHS TRUST			6	10			
RN7 DARTFORD & GRAVESHAM NHS TRUST	8	1	169	36	6	11	1
RNA DUDLEY GROUP OF HOSPITALS NHS	14	6	155	96		24	4
RNE SANDWELL HEALTHCARE NHS TRUST	3	6	102	137	3	8	1
RNG PREMIER HEALTH NHS TRUST			8	29			1
RNH NEWHAM HEALTHCARE NHS TRUST			53	8		14	5
RNJ BARTS & THE LONDON NHS TRUST	34	7	218	203	8	19	12
RNQ KETTERING GENERAL HOSPITAL NHS	16		133	237	2	15	16
RNS NORTHAMPTON GENERAL HOSPITAL N	7	9	221	132	3	27	5
RNT STOKE MANDEVILLE HOSPITAL NHS	8		113	31		17	2
RNZ SALISBURY HEALTHCARE NHS TRUST	4	5	119	82	13	40	5
RP4 GREAT ORMOND STREET HOSPITAL F	11			6			
RPA MEDWAY NHS TRUST	10	6	94	20	11	27	3
RPD KENT & SUSSEX WEALD NHS TRUST	13	8	133	19	15	61	5
RPL WORTHING & SOUTHLANDS HOSPITAL	16	13	276	176	5	34	2
RPR THE ROYAL WEST SUSSEX NHS TRUS	7	1	209	101	19	25	1
RPS MID SUSSEX NHS TRUST	4		88	10		4	
RPW ST ALBANS & HEMEL HEMPSTEAD NH	10	1	145	130	16	53	5
RPY THE ROYAL MARSDEN HOSPITAL NHS	3	7	55	157	1	5	11
RQ3 BIRMINGHAM CHILDREN'S HOSPITAL	6	1					1
RQ6 ROYAL LIVERPOOL & BROADGREEN H	14	6	372	202	8	34	7
RQ7 THE MANCHESTER CHILDREN'S HOSP	6						
RQ8 MID ESSEX HOSPITALS NHS TRUST	25	16	152	9	27	36	4
RQL MOUNT VERNON & WATFORD HOSPITA	6	5	106	67		7	7
RQN THE HAMMERSMITH HOSPITALS NHS	16	6	130	115	16	21	8
RQQ HINCHINGBROOKE HEALTHCARE NHS	6		84	48		19	6
RQU GRANTHAM & DISTRICT HOSPITAL N		1	31	14	1	22	1
RQV ESSEX & HERTFORDSHIRE COMMUNIT						1	
RQW THE PRINCESS ALEXANDRA HOSPITA	15	10	123	43	11	32	8
RQX HOMERTON HOSPITAL NHS TRUST				57			2
RR1 BIRMINGHAM HEARTLANDS & SOLIHU	20	12	223	193	14	22	2
RR2 ISLE OF WIGHT HEALTHCARE NHS T	2		84	51	1	10	3

RR4 PINDERFIELDS & PONTEFRAC T HOSP	18	18	220	90	11	36	13
RR7 GATESHEAD HEALTH NHS TRUST	1		13	35		6	
RR8 LEEDS TEACHING HOSPITALS NHS T	62	20	341	732	20	80	20
RR9 NORTH DURHAM HEALTH CARE NHS T	14	13	271	84		44	6
RRK UNIVERSITY HOSPITAL BIRMINGHAM	41	6	239	19	32	34	9
RRV UNIVERSITY COLLEGE LONDON HOSP	16	8	81	72	16	23	8
RRX LINCOLN & LOUTH NHS TRUST	14	3	202	81	6	27	7
RRZ WORCESTERSHIRE COMMUNITY HEALT				9			
RT3 ROYAL BROMPTON & HAREFIELD NHS	1						
RT5 LEICESTERSHIRE & RUTLAND HEALT				1			
RTA SOUTH DURHAM HEALTH CARE NHS T	8		90	73		16	4
RTD THE NEWCASTLE UPON TYNE HOSPIT	59	39	419	342	14	120	37
RTF NORTHUMBRIA HEALTH CARE NHS TR	21		181	103		26	3
RTG SOUTHERN DERBYSHIRE ACUTE HOSP	23	12	421	221	5	48	13
RTH OXFORD RADCLIFFE HOSPITAL NHS	18	19	340	79	9	29	5
RTK ASHFORD & ST PETER'S HOSPITALS	15	16	169	91	13	30	10
RTL THAMES GATEWAY NHS TRUST				2			
RTP SURREY & SUSSEX HEALTHCARE NHS	8	3	249	96	2	10	5
RTX MORECAMBE BAY HOSPITALS NHS TR	13	4	138	70	3	54	7
RV4 COMMUNITY HEALTH SOUTH LONDON						1	
RV8 NORTHWICK PARK/CENTRAL MIDDLES	11	7	165	113	8	21	5
RVJ NORTH BRISTOL NHS TRUST	36	18	272	212	26	52	19
RVL CHASE FARM WELLHOUSE NHS TRUST	13	12	279	246	12	52	10
RVM SOUTH WEST LONDON COMMUNITY NH				7			
RVQ Wiltshire and Swindon Health				1			
RVR EPSOM/ST HELIER NHS TRUST	22	13	272	212	20	37	7
RVV EAST KENT HOSPITALS NHS TRUST	26	13	414	428	8	75	20
RVW NORTH TEES & HARTLEPOOL NHS TR	18	2	122	57		35	11
RVY SOUTHPORT & ORMSKIRK NHS TRUST	13	8	103	115	4	50	6
RWA Hull & East Yorkshire Hospital	32	16	270	264	1	57	17
Grand Total	2752	1150	30588	20263	1244	5503	1288

Genitourinary cancer in Wales. Source: PEDW 1999/2000

NHS trust	procedure						
	M02	M34	M42	M45	M61	M65	N06
BRO MORGANNWG NHS TRUST	16	7	289	80	1	20	5
CARMARTHENSHIRE NHS TRUST	19	6	118	165	6	49	7
CEREDIGION & MID WALES NHS TRUST		3	27	24		9	
CONWY & DENBEIGHSHIRE NHS TRUST	23	10	7	242	20	37	9
GWENT HEALTHCARE NHS TRUST	34	9	377	323	16	51	6
NORTH EAST WALES NHS TRUST	7	4	93	87	1	18	1
NORTH GLAMORGAN NHS TRUST			40	41		6	1
NORTH WEST WALES NHS TRUST	13	4	109	75		28	1
PEMBROKESHIRE & DERWEN NHS TRUST	1		53	24		8	2
PONTYPRIDD & RHONDDA NHS TRUST	14		101	76		38	3
POWYS HEALTHCARE NHS TRUST				4			
SWANSEA NHS TRUST	22	14	154	185	22	37	6
UNIVERSITY OF WALES & LLANDOUGH HOSPITAL	26	4	225	320	8	22	8
Grand Total	175	61	1593	1646	74	323	49

Deaths in England trusts after selected procedures. Source: HES 1999/2000

Cancer	Procedure	Trust code	Trustname	Dead	NotDead	%Dead
Breast	B27	RA2	Royal Surrey County Hospital N	0	68	0%
Breast	B28	RA2	Royal Surrey County Hospital N	0	96	0%
Breast	B27	RA3	Weston Area Health Nhs Trust	0	43	0%
Breast	B28	RA3	Weston Area Health Nhs Trust	0	50	0%
Breast	B27	RA4	East Somerset Nhs Trust	0	61	0%
Breast	B28	RA4	East Somerset Nhs Trust	0	23	0%
Breast	B27	RA5	East Gloucestershire Nhs Trust	0	85	0%
Breast	B28	RA5	East Gloucestershire Nhs Trust	0	148	0%
Breast	B27	RA7	The United Bristol Healthcare	0	79	0%
Breast	B28	RA7	The United Bristol Healthcare	0	145	0%
Breast	B27	RA9	South Devon Healthcare Nhs Tru	0	58	0%
Breast	B28	RA9	South Devon Healthcare Nhs Tru	0	188	0%
Breast	B27	RAE	Bradford Hospitals Nhs Trust	0	80	0%
Breast	B28	RAE	Bradford Hospitals Nhs Trust	0	93	0%
Breast	B27	RAF	Northern General Hospital Nhs	0	57	0%
Breast	B28	RAF	Northern General Hospital Nhs	0	25	0%
Breast	B27	RAG	Doncaster Royal Infirmary & Mo	0	128	0%
Breast	B28	RAG	Doncaster Royal Infirmary & Mo	0	106	0%
Breast	B27	RAJ	Southend Hospital Nhs Trust	0	103	0%
Breast	B28	RAJ	Southend Hospital Nhs Trust	0	183	0%
Breast	B27	RAL	The Royal Free Hampstead Hospi	0	40	0%
Breast	B28	RAL	The Royal Free Hampstead Hospi	0	64	0%
Breast	B27	RAP	North Middlesex Hospital Nhs T	0	27	0%
Breast	B28	RAP	North Middlesex Hospital Nhs T	0	35	0%
Breast	B27	RAQ	North Hertfordshire Nhs Trust	0	39	0%
Breast	B28	RAQ	North Hertfordshire Nhs Trust	0	52	0%
Breast	B27	RAS	The Hillingdon Hospital Nhs Tr	0	46	0%
Breast	B28	RAS	The Hillingdon Hospital Nhs Tr	0	30	0%
Breast	B27	RAX	Kingston Hospital Nhs Trust	0	13	0%
Breast	B28	RAX	Kingston Hospital Nhs Trust	0	66	0%
Breast	B27	RBA	Taunton & Somerset Nhs Trust	0	59	0%
Breast	B28	RBA	Taunton & Somerset Nhs Trust	0	164	0%
Breast	B27	RBD	West Dorset General Hospitals	0	74	0%
Breast	B28	RBD	West Dorset General Hospitals	0	86	0%
Breast	B27	RBK	Walsall Hospitals Nhs Trust	0	101	0%
Breast	B28	RBK	Walsall Hospitals Nhs Trust	0	72	0%
Breast	B27	RBL	Wirral Hospital Nhs Trust	0	54	0%
Breast	B28	RBL	Wirral Hospital Nhs Trust	0	167	0%
Breast	B27	RBN	St Helens & Knowsley Hospitals	0	50	0%
Breast	B28	RBN	St Helens & Knowsley Hospitals	0	111	0%
Breast	B27	RBT	The Mid Cheshire Hospitals Nhs	0	55	0%
Breast	B28	RBT	The Mid Cheshire Hospitals Nhs	0	112	0%
Breast	B27	RBV	Central Manchester Healthcare	0	1	0%
Breast	B27	RBV	Christie Hospital Nhs Trust	0	78	0%
Breast	B28	RBV	Christie Hospital Nhs Trust	0	53	0%
Breast	B27	RBZ	Northern Devon Healthcare Nhs	1	27	4%
Breast	B28	RBZ	Northern Devon Healthcare Nhs	0	95	0%
Breast	B27	RC1	Bedford Hospitals Nhs Trust	0	32	0%
Breast	B28	RC1	Bedford Hospitals Nhs Trust	0	37	0%
Breast	B27	RC3	Ealing Hospital Nhs Trust	0	25	0%
Breast	B28	RC3	Ealing Hospital Nhs Trust	0	43	0%
Breast	B27	RC4	East Hertfordshire Nhs Trust	0	65	0%
Breast	B28	RC4	East Hertfordshire Nhs Trust	0	138	0%
Breast	B27	RC9	Luton & Dunstable Hospital Nhs	0	80	0%
Breast	B28	RC9	Luton & Dunstable Hospital Nhs	0	101	0%
Breast	B27	RCA	Northallerton Health Services	0	27	0%
Breast	B28	RCA	Northallerton Health Services	0	61	0%
Breast	B27	RCB	York Health Services Nhs Trust	1	72	1%
Breast	B28	RCB	York Health Services Nhs Trust	0	107	0%
Breast	B27	RCC	Scarborough & Ne Yorkshire Hea	1	49	2%
Breast	B28	RCC	Scarborough & Ne Yorkshire Hea	1	49	2%
Breast	B27	RCD	Harrogate Health Care Nhs Trus	0	30	0%
Breast	B28	RCD	Harrogate Health Care Nhs Trus	0	52	0%
Breast	B27	RCF	Airedale Nhs Trust	0	23	0%
Breast	B28	RCF	Airedale Nhs Trust	0	35	0%
Breast	B27	RCJ	South Tees Acute Hospitals Nhs	0	68	0%
Breast	B28	RCJ	South Tees Acute Hospitals Nhs	0	64	0%
Breast	B27	RCP	Bassetlaw Hospital & Community	0	29	0%
Breast	B28	RCP	Bassetlaw Hospital & Community	0	29	0%
Breast	B27	RCS	Nottingham City Hospital Nhs T	0	255	0%
Breast	B28	RCS	Nottingham City Hospital Nhs T	0	182	0%
Breast	B27	RCV	Central Sheffield University H	1	110	1%
Breast	B28	RCV	Central Sheffield University H	0	100	0%

Breast	B27	RCX	Kings Lynn & Wisbech Hospitals	0	50	0%
Breast	B28	RCX	Kings Lynn & Wisbech Hospitals	0	79	0%
Breast	B27	RD1	Royal United Hospital Bath Nhs	0	93	0%
Breast	B28	RD1	Royal United Hospital Bath Nhs	0	152	0%
Breast	B27	RD3	Poole Hospitals Nhs Trust	0	53	0%
Breast	B28	RD3	Poole Hospitals Nhs Trust	0	119	0%
Breast	B27	RD7	Heatherwood & Wexham Park Hosp	1	89	1%
Breast	B28	RD7	Heatherwood & Wexham Park Hosp	0	109	0%
Breast	B27	RD8	Milton Keynes General Hospital	0	38	0%
Breast	B28	RD8	Milton Keynes General Hospital	0	46	0%
Breast	B27	RDD	Basildon & Thurrock General Ho	0	20	0%
Breast	B28	RDD	Basildon & Thurrock General Ho	0	81	0%
Breast	B27	RDE	Essex Rivers Healthcare Nhs Tr	0	88	0%
Breast	B28	RDE	Essex Rivers Healthcare Nhs Tr	0	153	0%
Breast	B27	RDF	Forest Healthcare Nhs Trust	0	44	0%
Breast	B28	RDF	Forest Healthcare Nhs Trust	0	84	0%
Breast	B27	RDL	Eastbourne Hospitals Nhs Trust	0	38	0%
Breast	B28	RDL	Eastbourne Hospitals Nhs Trust	0	82	0%
Breast	B27	RDM	Hastings & Rother Nhs Trust	0	32	0%
Breast	B28	RDM	Hastings & Rother Nhs Trust	0	59	0%
Breast	B27	RDU	Frimley Park Hospital Nhs Trus	0	51	0%
Breast	B28	RDU	Frimley Park Hospital Nhs Trus	0	78	0%
Breast	B28	RDY	Dorset Healthcare Nhs Trust	0	10	0%
Breast	B27	RDZ	Royal Bournemouth & Christchur	0	65	0%
Breast	B28	RDZ	Royal Bournemouth & Christchur	0	89	0%
Breast	B27	RE7	West Cumbria Healthcare Nhs Tr	0	46	0%
Breast	B28	RE7	West Cumbria Healthcare Nhs Tr	0	57	0%
Breast	B27	RE9	South Tyneside Healthcare Nhs	0	28	0%
Breast	B28	RE9	South Tyneside Healthcare Nhs	0	21	0%
Breast	B28	REA	Exeter & District Community He	0	1	0%
Breast	B27	REF	Royal Cornwall Hospitals & Wes	0	109	0%
Breast	B28	REF	Royal Cornwall Hospitals & Wes	0	185	0%
Breast	B27	REM	Aintree Hospitals Nhs Trust	0	32	0%
Breast	B28	REM	Aintree Hospitals Nhs Trust	0	27	0%
Breast	B27	REU	Burnley Healthcare Nhs Trust	0	51	0%
Breast	B28	REU	Burnley Healthcare Nhs Trust	0	70	0%
Breast	B27	REX	Oldham Nhs Trust	0	33	0%
Breast	B28	REX	Oldham Nhs Trust	0	44	0%
Breast	B27	REZ	Rochdale Healthcare Nhs Trust	0	41	0%
Breast	B28	REZ	Rochdale Healthcare Nhs Trust	0	102	0%
Breast	B27	RF6	North East Lincolnshire Nhs Tr	1	51	2%
Breast	B28	RF6	North East Lincolnshire Nhs Tr	0	46	0%
Breast	B27	RF7	Scunthorpe & Goole Hospitals N	0	48	0%
Breast	B28	RF7	Scunthorpe & Goole Hospitals N	0	36	0%
Breast	B27	RFF	Barnsley District General Hosp	0	70	0%
Breast	B28	RFF	Barnsley District General Hosp	0	38	0%
Breast	B27	RFL	Glenfield Hospital Nhs Trust	0	174	0%
Breast	B28	RFL	Glenfield Hospital Nhs Trust	0	244	0%
Breast	B27	RFR	Rotherham General Hospitals Nh	0	71	0%
Breast	B28	RFR	Rotherham General Hospitals Nh	0	56	0%
Breast	B27	RFS	Chesterfield & North Derbyshir	0	104	0%
Breast	B28	RFS	Chesterfield & North Derbyshir	0	89	0%
Breast	B27	RFW	West Middlesex University Nhs	0	29	0%
Breast	B28	RFW	West Middlesex University Nhs	0	51	0%
Breast	B27	RG1	Mid Kent Healthcare Nhs Trust	0	36	0%
Breast	B28	RG1	Mid Kent Healthcare Nhs Trust	0	98	0%
Breast	B27	RG2	Greenwich Healthcare Nhs Trust	0	28	0%
Breast	B28	RG2	Greenwich Healthcare Nhs Trust	0	42	0%
Breast	B27	RG3	Bromley Hospitals Nhs Trust	0	44	0%
Breast	B28	RG3	Bromley Hospitals Nhs Trust	0	104	0%
Breast	B27	RG4	Redbridge Health Care Nhs Trus	0	30	0%
Breast	B28	RG4	Redbridge Health Care Nhs Trus	0	56	0%
Breast	B27	RG7	Havering Hospitals Nhs Trust	0	78	0%
Breast	B28	RG7	Havering Hospitals Nhs Trust	0	125	0%
Breast	B27	RGA	Calderdale Healthcare Nhs Trus	0	33	0%
Breast	B28	RGA	Calderdale Healthcare Nhs Trus	0	38	0%
Breast	B27	RGB	Huddersfield Nhs Trust	0	51	0%
Breast	B28	RGB	Huddersfield Nhs Trust	0	86	0%
Breast	B27	RGN	Peterborough Hospitals Nhs Tru	0	71	0%
Breast	B28	RGN	Peterborough Hospitals Nhs Tru	0	114	0%
Breast	B27	RGP	James Paget Hospital Nhs Trust	0	53	0%
Breast	B28	RGP	James Paget Hospital Nhs Trust	0	98	0%
Breast	B27	RGQ	Ipswich Hospital Nhs Trust	0	76	0%
Breast	B28	RGQ	Ipswich Hospital Nhs Trust	0	148	0%
Breast	B27	RGR	West Suffolk Hospitals Nhs Tru	0	78	0%

Breast	B28	RGR	West Suffolk Hospitals Nhs Tru	0	85	0%
Breast	B27	RGT	Addenbrooke'S Nhs Trust	0	143	0%
Breast	B28	RGT	Addenbrooke'S Nhs Trust	0	131	0%
Breast	B27	RGU	Brighton Health Care Nhs Trust	0	83	0%
Breast	B28	RGU	Brighton Health Care Nhs Trust	0	116	0%
Breast	B27	RGZ	Queen Mary'S Sidcup Nhs Trust	0	30	0%
Breast	B28	RGZ	Queen Mary'S Sidcup Nhs Trust	0	35	0%
Breast	B27	RH2	South Buckinghamshire Nhs Trus	0	42	0%
Breast	B28	RH2	South Buckinghamshire Nhs Trus	0	121	0%
Breast	B27	RH4	West Berkshire Priority Care S	0	10	0%
Breast	B28	RH4	West Berkshire Priority Care S	0	15	0%
Breast	B27	RH6	Gloucestershire Royal Nhs Trus	0	51	0%
Breast	B28	RH6	Gloucestershire Royal Nhs Trus	0	59	0%
Breast	B27	RH7	Severn Nhs Trust	0	16	0%
Breast	B28	RH7	Severn Nhs Trust	0	15	0%
Breast	B27	RH8	Royal Devon & Exeter Healthcar	1	133	1%
Breast	B28	RH8	Royal Devon & Exeter Healthcar	0	165	0%
Breast	B27	RHM	Southampton University Hospita	0	118	0%
Breast	B28	RHM	Southampton University Hospita	0	150	0%
Breast	B28	RHN	Andover District Community Hea	0	2	0%
Breast	B28	RHS	Southampton Community Health S	0	1	0%
Breast	B27	RHU	Portsmouth Hospitals Nhs Trust	0	80	0%
Breast	B28	RHU	Portsmouth Hospitals Nhs Trust	0	182	0%
Breast	B27	RHW	Royal Berkshire & Battle Hospi	0	59	0%
Breast	B28	RHW	Royal Berkshire & Battle Hospi	0	117	0%
Breast	B27	RJ1	Guy'S & St Thomas' Nhs Trust	0	138	0%
Breast	B28	RJ1	Guy'S & St Thomas' Nhs Trust	0	148	0%
Breast	B27	RJ5	St Mary'S Hospital Nhs Trust	0	35	0%
Breast	B28	RJ5	St Mary'S Hospital Nhs Trust	0	76	0%
Breast	B27	RJ6	Mayday Healthcare Nhs Trust	0	64	0%
Breast	B28	RJ6	Mayday Healthcare Nhs Trust	0	97	0%
Breast	B27	RJ7	St George'S Healthcare Nhs Tru	0	60	0%
Breast	B28	RJ7	St George'S Healthcare Nhs Tru	0	67	0%
Breast	B27	RJB	Kidderminster Healthcare Nhs T	0	24	0%
Breast	B28	RJB	Kidderminster Healthcare Nhs T	0	28	0%
Breast	B27	RJC	South Warwickshire General Hos	0	91	0%
Breast	B28	RJC	South Warwickshire General Hos	0	60	0%
Breast	B27	RJD	Mid Staffordshire General Hosp	0	31	0%
Breast	B28	RJD	Mid Staffordshire General Hosp	0	48	0%
Breast	B27	RJE	North Staffordshire Hospital N	0	145	0%
Breast	B28	RJE	North Staffordshire Hospital N	0	159	0%
Breast	B27	RJF	Burton Hospitals Nhs Trust	0	26	0%
Breast	B28	RJF	Burton Hospitals Nhs Trust	0	144	0%
Breast	B27	RJH	Good Hope Hospital Nhs Trust	0	103	0%
Breast	B28	RJH	Good Hope Hospital Nhs Trust	0	28	0%
Breast	B27	RJN	East Cheshire Nhs Trust	0	54	0%
Breast	B28	RJN	East Cheshire Nhs Trust	0	58	0%
Breast	B27	RJR	Countess Of Chester Hospital N	0	64	0%
Breast	B28	RJR	Countess Of Chester Hospital N	0	71	0%
Breast	B27	RJS	Halton General Hospital Nhs Tr	0	17	0%
Breast	B28	RJS	Halton General Hospital Nhs Tr	0	29	0%
Breast	B27	RJY	Wigan & Leigh Health Services	0	90	0%
Breast	B28	RJY	Wigan & Leigh Health Services	0	73	0%
Breast	B27	RJZ	King'S Healthcare Nhs Trust	0	34	0%
Breast	B28	RJZ	King'S Healthcare Nhs Trust	0	55	0%
Breast	B27	RK1	Pilgrim Health Nhs Trust	0	69	0%
Breast	B28	RK1	Pilgrim Health Nhs Trust	0	52	0%
Breast	B27	RK5	The Kings Mill Centre For Heal	0	55	0%
Breast	B28	RK5	The Kings Mill Centre For Heal	0	76	0%
Breast	B27	RK9	Plymouth Hospitals Nhs Trust	0	122	0%
Breast	B28	RK9	Plymouth Hospitals Nhs Trust	0	194	0%
Breast	B27	RKB	Walsgrave Hospitals Nhs Trust	1	121	1%
Breast	B28	RKB	Walsgrave Hospitals Nhs Trust	0	94	0%
Breast	B27	RKC	Warrington Hospital Nhs Trust	0	50	0%
Breast	B28	RKC	Warrington Hospital Nhs Trust	0	54	0%
Breast	B27	RKE	Whittington Hospital Nhs Trust	0	14	0%
Breast	B28	RKE	Whittington Hospital Nhs Trust	0	42	0%
Breast	B27	RKF	The Princess Royal Hospital Nh	0	66	0%
Breast	B28	RKF	The Princess Royal Hospital Nh	0	165	0%
Breast	B27	RL4	The Royal Wolverhampton Hospit	0	78	0%
Breast	B28	RL4	The Royal Wolverhampton Hospit	0	63	0%
Breast	B27	RLG	Carlisle Hospitals Nhs Trust	0	56	0%
Breast	B28	RLG	Carlisle Hospitals Nhs Trust	0	99	0%
Breast	B27	RLN	City Hospitals Sunderland Nhs	0	67	0%
Breast	B28	RLN	City Hospitals Sunderland Nhs	0	36	0%

Breast	B27	RLQ	Hereford Hospitals Nhs Trust	0	67	0%
Breast	B28	RLQ	Hereford Hospitals Nhs Trust	0	53	0%
Breast	B27	RLR	Worcester Royal Infirmary Nhs	0	97	0%
Breast	B28	RLR	Worcester Royal Infirmary Nhs	0	62	0%
Breast	B27	RLT	George Eliot Hospital Nhs Trus	0	55	0%
Breast	B28	RLT	George Eliot Hospital Nhs Trus	0	45	0%
Breast	B27	RLW	City Hospital Nhs Trust (Incor	0	80	0%
Breast	B28	RLW	City Hospital Nhs Trust (Incor	0	142	0%
Breast	B27	RLZ	Royal Shrewsbury Hospitals Nhs	0	37	0%
Breast	B28	RLZ	Royal Shrewsbury Hospitals Nhs	0	53	0%
Breast	B27	RM1	Norfolk & Norwich Health Care	0	146	0%
Breast	B28	RM1	Norfolk & Norwich Health Care	0	183	0%
Breast	B27	RM2	South Manchester University Ho	0	106	0%
Breast	B28	RM2	South Manchester University Ho	0	197	0%
Breast	B27	RM3	Salford Royal Hospitals Nhs Tr	0	42	0%
Breast	B28	RM3	Salford Royal Hospitals Nhs Tr	0	85	0%
Breast	B27	RM4	Trafford Healthcare Nhs Trust	1	32	3%
Breast	B28	RM4	Trafford Healthcare Nhs Trust	0	49	0%
Breast	B27	RM9	Alexandra Healthcare Nhs Trust	0	51	0%
Breast	B28	RM9	Alexandra Healthcare Nhs Trust	0	50	0%
Breast	B27	RMB	Blackburn Hyndburn & Ribble V	0	72	0%
Breast	B28	RMB	Blackburn Hyndburn & Ribble V	0	94	0%
Breast	B27	RMC	Bolton Hospitals Nhs Trust	0	63	0%
Breast	B28	RMC	Bolton Hospitals Nhs Trust	0	76	0%
Breast	B27	RMF	Preston Acute Hospitals Nhs Tr	0	88	0%
Breast	B28	RMF	Preston Acute Hospitals Nhs Tr	0	108	0%
Breast	B27	RMK	North Manchester Healthcare Nh	0	63	0%
Breast	B28	RMK	North Manchester Healthcare Nh	0	38	0%
Breast	B27	RMN	Bury Health Care Nhs Trust	0	31	0%
Breast	B28	RMN	Bury Health Care Nhs Trust	0	31	0%
Breast	B27	RMP	Tameside & Glossop Acute Servi	0	56	0%
Breast	B28	RMP	Tameside & Glossop Acute Servi	0	75	0%
Breast	B28	RMR	Blackpool Victoria Hospital Nh	1	107	1%
Breast	B27	RMR	Blackpool Victoria Hospital Nh	0	93	0%
Breast	B27	RMS	Stockport Acute Services Nhs T	1	66	1%
Breast	B28	RMS	Stockport Acute Services Nhs T	0	54	0%
Breast	B27	RMW	Dewsbury Health Care Nhs Trust	0	42	0%
Breast	B28	RMW	Dewsbury Health Care Nhs Trust	0	36	0%
Breast	B27	RN1	Winchester & Eastleigh Healthc	0	66	0%
Breast	B28	RN1	Winchester & Eastleigh Healthc	0	88	0%
Breast	B27	RN3	Swindon & Marlborough Nhs Trus	0	47	0%
Breast	B28	RN3	Swindon & Marlborough Nhs Trus	0	99	0%
Breast	B27	RN5	North Hampshire Hospitals Nhs	0	38	0%
Breast	B28	RN5	North Hampshire Hospitals Nhs	0	61	0%
Breast	B28	RN6	Dorset Community Nhs Trust	0	1	0%
Breast	B27	RN7	Dartford & Gravesham Nhs Trust	0	36	0%
Breast	B28	RN7	Dartford & Gravesham Nhs Trust	0	47	0%
Breast	B27	RNA	Dudley Group Of Hospitals Nhs	0	94	0%
Breast	B28	RNA	Dudley Group Of Hospitals Nhs	0	109	0%
Breast	B27	RNE	Sandwell Healthcare Nhs Trust	0	59	0%
Breast	B28	RNE	Sandwell Healthcare Nhs Trust	0	65	0%
Breast	B27	RNH	Newham Healthcare Nhs Trust	0	31	0%
Breast	B28	RNH	Newham Healthcare Nhs Trust	0	26	0%
Breast	B27	RNJ	Barts & The London Nhs Trust	0	70	0%
Breast	B28	RNJ	Barts & The London Nhs Trust	0	77	0%
Breast	B27	RNQ	Kettering General Hospital Nhs	0	66	0%
Breast	B28	RNQ	Kettering General Hospital Nhs	0	93	0%
Breast	B27	RNS	Northampton General Hospital N	0	85	0%
Breast	B28	RNS	Northampton General Hospital N	0	96	0%
Breast	B27	RNT	Stoke Mandeville Hospital Nhs	0	53	0%
Breast	B28	RNT	Stoke Mandeville Hospital Nhs	0	67	0%
Breast	B27	RNZ	Salisbury Healthcare Nhs Trust	0	70	0%
Breast	B28	RNZ	Salisbury Healthcare Nhs Trust	0	55	0%
Breast	B27	RPA	Medway Nhs Trust	0	55	0%
Breast	B28	RPA	Medway Nhs Trust	0	116	0%
Breast	B27	RPC	The Queen Victoria Hospital Nh	0	18	0%
Breast	B28	RPC	The Queen Victoria Hospital Nh	0	1	0%
Breast	B27	RPD	Kent & Sussex Weald Nhs Trust	1	40	2%
Breast	B28	RPD	Kent & Sussex Weald Nhs Trust	0	61	0%
Breast	B27	RPL	Worthing & Southlands Hospital	0	102	0%
Breast	B28	RPL	Worthing & Southlands Hospital	0	152	0%
Breast	B27	RPR	The Royal West Sussex Nhs Trus	0	45	0%
Breast	B28	RPR	The Royal West Sussex Nhs Trus	0	44	0%
Breast	B27	RPS	Mid Sussex Nhs Trust	0	6	0%
Breast	B28	RPS	Mid Sussex Nhs Trust	0	12	0%

Breast	B27	RPW	St Albans & Hemel Hempstead Nh	0	42	0%
Breast	B28	RPW	St Albans & Hemel Hempstead Nh	0	69	0%
Breast	B27	RPY	The Royal Marsden Hospital Nhs	1	115	1%
Breast	B28	RPY	The Royal Marsden Hospital Nhs	0	226	0%
Breast	B27	RQ6	Royal Liverpool & Broadgreen H	0	176	0%
Breast	B28	RQ6	Royal Liverpool & Broadgreen H	0	195	0%
Breast	B27	RQ8	Mid Essex Hospitals Nhs Trust	0	56	0%
Breast	B28	RQ8	Mid Essex Hospitals Nhs Trust	0	109	0%
Breast	B27	RQL	Mount Vernon & Watford Hospita	0	36	0%
Breast	B28	RQL	Mount Vernon & Watford Hospita	0	54	0%
Breast	B27	RQN	The Hammersmith Hospitals Nhs	0	43	0%
Breast	B28	RQN	The Hammersmith Hospitals Nhs	0	140	0%
Breast	B27	RQQ	Hinchingbrooke Healthcare Nhs	0	46	0%
Breast	B28	RQQ	Hinchingbrooke Healthcare Nhs	0	17	0%
Breast	B27	RQU	Grantham & District Hospital N	0	22	0%
Breast	B28	RQU	Grantham & District Hospital N	0	38	0%
Breast	B27	RQW	The Princess Alexandra Hospita	0	73	0%
Breast	B28	RQW	The Princess Alexandra Hospita	0	104	0%
Breast	B27	RQX	Homerton Hospital Nhs Trust	0	14	0%
Breast	B28	RQX	Homerton Hospital Nhs Trust	0	8	0%
Breast	B27	RR1	Birmingham Heartlands & Solihu	0	130	0%
Breast	B28	RR1	Birmingham Heartlands & Solihu	0	94	0%
Breast	B27	RR2	Isle Of Wight Healthcare Nhs T	0	22	0%
Breast	B28	RR2	Isle Of Wight Healthcare Nhs T	0	58	0%
Breast	B27	RR4	Pinderfields & Pontefract Hosp	0	93	0%
Breast	B28	RR4	Pinderfields & Pontefract Hosp	0	80	0%
Breast	B27	RR7	Gateshead Health Nhs Trust	0	108	0%
Breast	B28	RR7	Gateshead Health Nhs Trust	0	133	0%
Breast	B27	RR8	Leeds Teaching Hospitals Nhs T	1	224	0%
Breast	B28	RR8	Leeds Teaching Hospitals Nhs T	0	225	0%
Breast	B27	RR9	North Durham Health Care Nhs T	0	64	0%
Breast	B28	RR9	North Durham Health Care Nhs T	0	33	0%
Breast	B27	RRK	University Hospital Birmingham	2	124	2%
Breast	B28	RRK	University Hospital Birmingham	1	126	1%
Breast	B27	RRV	University College London Hosp	0	46	0%
Breast	B28	RRV	University College London Hosp	0	59	0%
Breast	B27	RRX	Lincoln & Louth Nhs Trust	0	80	0%
Breast	B28	RRX	Lincoln & Louth Nhs Trust	0	70	0%
Breast	B27	RTA	South Durham Health Care Nhs T	0	91	0%
Breast	B28	RTA	South Durham Health Care Nhs T	0	41	0%
Breast	B27	RTD	The Newcastle Upon Tyne Hospit	0	175	0%
Breast	B28	RTD	The Newcastle Upon Tyne Hospit	0	101	0%
Breast	B27	RTF	Northumbria Health Care Nhs Tr	0	110	0%
Breast	B28	RTF	Northumbria Health Care Nhs Tr	0	72	0%
Breast	B27	RTG	Southern Derbyshire Acute Hosp	0	159	0%
Breast	B28	RTG	Southern Derbyshire Acute Hosp	0	142	0%
Breast	B27	RTH	Oxford Radcliffe Hospital Nhs	0	107	0%
Breast	B28	RTH	Oxford Radcliffe Hospital Nhs	0	284	0%
Breast	B27	RTK	Ashford & St Peter'S Hospitals	0	58	0%
Breast	B28	RTK	Ashford & St Peter'S Hospitals	0	105	0%
Breast	B27	RTP	Surrey & Sussex Healthcare Nhs	0	52	0%
Breast	B28	RTP	Surrey & Sussex Healthcare Nhs	0	79	0%
Breast	B27	RTX	Morecambe Bay Hospitals Nhs Tr	0	134	0%
Breast	B28	RTX	Morecambe Bay Hospitals Nhs Tr	0	103	0%
Breast	B27	RV8	Northwick Park/Central Middles	1	55	2%
Breast	B28	RV8	Northwick Park/Central Middles	0	63	0%
Breast	B27	RVJ	North Bristol Nhs Trust	1	108	1%
Breast	B28	RVJ	North Bristol Nhs Trust	0	194	0%
Breast	B27	RVL	Chase Farm Wellhouse Nhs Trust	0	67	0%
Breast	B28	RVL	Chase Farm Wellhouse Nhs Trust	0	121	0%
Breast	B27	RVR	Epsom/St Helier Nhs Trust	0	26	0%
Breast	B28	RVR	Epsom/St Helier Nhs Trust	0	62	0%
Breast	B27	RVV	East Kent Hospitals Nhs Trust	0	132	0%
Breast	B28	RVV	East Kent Hospitals Nhs Trust	0	199	0%
Breast	B27	RVW	North Tees & Hartlepool Nhs Tr	0	104	0%
Breast	B28	RVW	North Tees & Hartlepool Nhs Tr	0	91	0%
Breast	B27	RVY	Southport & Ormskirk Nhs Trust	0	60	0%
Breast	B28	RVY	Southport & Ormskirk Nhs Trust	0	65	0%
Breast	B27	RWA	Hull & East Yorkshire Hospital	0	142	0%
Breast	B28	RWA	Hull & East Yorkshire Hospital	0	126	0%
Colorectal	H07	RA2	Royal Surrey County Hospital N	4	22	15%
Colorectal	H33	RA2	Royal Surrey County Hospital N	5	28	15%
Colorectal	H09	RA2	Royal Surrey County Hospital N	1	9	10%
Colorectal	H06	RA2	Royal Surrey County Hospital N	0	5	0%
Colorectal	H10	RA2	Royal Surrey County Hospital N	0	7	0%

Colorectal	H10	RA3	Weston Area Health Nhs Trust	2	7	22%
Colorectal	H06	RA3	Weston Area Health Nhs Trust	1	5	17%
Colorectal	H07	RA3	Weston Area Health Nhs Trust	1	15	6%
Colorectal	H09	RA3	Weston Area Health Nhs Trust	0	1	0%
Colorectal	H33	RA3	Weston Area Health Nhs Trust	0	33	0%
Colorectal	H06	RA4	East Somerset Nhs Trust	1	1	50%
Colorectal	H09	RA4	East Somerset Nhs Trust	1	3	25%
Colorectal	H33	RA4	East Somerset Nhs Trust	2	33	6%
Colorectal	H07	RA4	East Somerset Nhs Trust	1	20	5%
Colorectal	H10	RA4	East Somerset Nhs Trust	0	13	0%
Colorectal	H09	RA5	East Gloucestershire Nhs Trust	1	3	25%
Colorectal	H07	RA5	East Gloucestershire Nhs Trust	8	34	19%
Colorectal	H06	RA5	East Gloucestershire Nhs Trust	1	8	11%
Colorectal	H33	RA5	East Gloucestershire Nhs Trust	3	61	5%
Colorectal	H10	RA5	East Gloucestershire Nhs Trust	0	9	0%
Colorectal	H06	RA7	The United Bristol Healthcare	1	8	11%
Colorectal	H33	RA7	The United Bristol Healthcare	3	46	6%
Colorectal	H07	RA7	The United Bristol Healthcare	1	17	6%
Colorectal	H09	RA7	The United Bristol Healthcare	0	2	0%
Colorectal	H10	RA7	The United Bristol Healthcare	0	9	0%
Colorectal	H10	RA9	South Devon Healthcare Nhs Tru	1	9	10%
Colorectal	H33	RA9	South Devon Healthcare Nhs Tru	4	55	7%
Colorectal	H07	RA9	South Devon Healthcare Nhs Tru	2	28	7%
Colorectal	H06	RA9	South Devon Healthcare Nhs Tru	0	5	0%
Colorectal	H09	RA9	South Devon Healthcare Nhs Tru	0	7	0%
Colorectal	H09	RAE	Bradford Hospitals Nhs Trust	1	3	25%
Colorectal	H33	RAE	Bradford Hospitals Nhs Trust	7	58	11%
Colorectal	H07	RAE	Bradford Hospitals Nhs Trust	1	30	3%
Colorectal	H06	RAE	Bradford Hospitals Nhs Trust	0	7	0%
Colorectal	H10	RAE	Bradford Hospitals Nhs Trust	0	8	0%
Colorectal	H06	RAF	Northern General Hospital Nhs	1	4	20%
Colorectal	H07	RAF	Northern General Hospital Nhs	3	15	17%
Colorectal	H33	RAF	Northern General Hospital Nhs	1	34	3%
Colorectal	H09	RAF	Northern General Hospital Nhs	0	4	0%
Colorectal	H10	RAF	Northern General Hospital Nhs	0	6	0%
Colorectal	H10	RAG	Doncaster Royal Infirmary & Mo	4	19	17%
Colorectal	H09	RAG	Doncaster Royal Infirmary & Mo	1	7	13%
Colorectal	H07	RAG	Doncaster Royal Infirmary & Mo	2	19	10%
Colorectal	H33	RAG	Doncaster Royal Infirmary & Mo	5	65	7%
Colorectal	H06	RAG	Doncaster Royal Infirmary & Mo	0	2	0%
Colorectal	H06	RAJ	Southend Hospital Nhs Trust	1	8	11%
Colorectal	H07	RAJ	Southend Hospital Nhs Trust	1	27	4%
Colorectal	H10	RAJ	Southend Hospital Nhs Trust	1	34	3%
Colorectal	H33	RAJ	Southend Hospital Nhs Trust	2	75	3%
Colorectal	H09	RAJ	Southend Hospital Nhs Trust	0	4	0%
Colorectal	H06	RAL	The Royal Free Hampstead Hospi	2	5	29%
Colorectal	H33	RAL	The Royal Free Hampstead Hospi	1	38	3%
Colorectal	H07	RAL	The Royal Free Hampstead Hospi	0	17	0%
Colorectal	H09	RAL	The Royal Free Hampstead Hospi	0	2	0%
Colorectal	H10	RAL	The Royal Free Hampstead Hospi	0	9	0%
Colorectal	H07	RAP	North Middlesex Hospital Nhs T	1	17	6%
Colorectal	H33	RAP	North Middlesex Hospital Nhs T	1	20	5%
Colorectal	H06	RAP	North Middlesex Hospital Nhs T	0	1	0%
Colorectal	H09	RAP	North Middlesex Hospital Nhs T	0	2	0%
Colorectal	H10	RAP	North Middlesex Hospital Nhs T	0	4	0%
Colorectal	H07	RAQ	North Hertfordshire Nhs Trust	2	22	8%
Colorectal	H33	RAQ	North Hertfordshire Nhs Trust	3	44	6%
Colorectal	H06	RAQ	North Hertfordshire Nhs Trust	0	3	0%
Colorectal	H09	RAQ	North Hertfordshire Nhs Trust	0	3	0%
Colorectal	H10	RAQ	North Hertfordshire Nhs Trust	0	9	0%
Colorectal	H06	RAS	The Hillingdon Hospital Nhs Tr	1	2	33%
Colorectal	H33	RAS	The Hillingdon Hospital Nhs Tr	3	25	11%
Colorectal	H07	RAS	The Hillingdon Hospital Nhs Tr	1	25	4%
Colorectal	H09	RAS	The Hillingdon Hospital Nhs Tr	0	4	0%
Colorectal	H10	RAS	The Hillingdon Hospital Nhs Tr	0	6	0%
Colorectal	H06	RAX	Kingston Hospital Nhs Trust	1	5	17%
Colorectal	H09	RAX	Kingston Hospital Nhs Trust	2	10	17%
Colorectal	H10	RAX	Kingston Hospital Nhs Trust	1	26	4%
Colorectal	H33	RAX	Kingston Hospital Nhs Trust	1	32	3%
Colorectal	H07	RAX	Kingston Hospital Nhs Trust	1	38	3%
Colorectal	H06	RBA	Taunton & Somerset Nhs Trust	1	10	9%
Colorectal	H10	RBA	Taunton & Somerset Nhs Trust	1	18	6%
Colorectal	H33	RBA	Taunton & Somerset Nhs Trust	2	65	3%
Colorectal	H07	RBA	Taunton & Somerset Nhs Trust	1	40	2%
Colorectal	H09	RBA	Taunton & Somerset Nhs Trust	0	10	0%

Colorectal	H10	RBD	West Dorset General Hospitals	1	21	5%
Colorectal	H07	RBD	West Dorset General Hospitals	1	25	4%
Colorectal	H06	RBD	West Dorset General Hospitals	0	6	0%
Colorectal	H09	RBD	West Dorset General Hospitals	0	4	0%
Colorectal	H33	RBD	West Dorset General Hospitals	0	32	0%
Colorectal	H33	RBK	Walsall Hospitals Nhs Trust	2	39	5%
Colorectal	H07	RBK	Walsall Hospitals Nhs Trust	1	28	3%
Colorectal	H06	RBK	Walsall Hospitals Nhs Trust	0	2	0%
Colorectal	H09	RBK	Walsall Hospitals Nhs Trust	0	14	0%
Colorectal	H10	RBK	Walsall Hospitals Nhs Trust	0	5	0%
Colorectal	H07	RBL	Wirral Hospital Nhs Trust	4	31	11%
Colorectal	H06	RBL	Wirral Hospital Nhs Trust	1	9	10%
Colorectal	H33	RBL	Wirral Hospital Nhs Trust	4	69	5%
Colorectal	H09	RBL	Wirral Hospital Nhs Trust	0	12	0%
Colorectal	H10	RBL	Wirral Hospital Nhs Trust	0	12	0%
Colorectal	H07	RBN	St Helens & Knowsley Hospitals	2	32	6%
Colorectal	H33	RBN	St Helens & Knowsley Hospitals	1	60	2%
Colorectal	H06	RBN	St Helens & Knowsley Hospitals	0	13	0%
Colorectal	H09	RBN	St Helens & Knowsley Hospitals	0	10	0%
Colorectal	H10	RBN	St Helens & Knowsley Hospitals	0	24	0%
Colorectal	H10	RBQ	The Cardiothoracic Centre - Li	0	1	0%
Colorectal	H06	RBT	The Mid Cheshire Hospitals Nhs	1	3	25%
Colorectal	H09	RBT	The Mid Cheshire Hospitals Nhs	1	3	25%
Colorectal	H10	RBT	The Mid Cheshire Hospitals Nhs	3	13	19%
Colorectal	H07	RBT	The Mid Cheshire Hospitals Nhs	2	22	8%
Colorectal	H33	RBT	The Mid Cheshire Hospitals Nhs	1	27	4%
Colorectal	H06	RBV	Central Manchester Healthcare	0	2	0%
Colorectal	H07	RBV	Central Manchester Healthcare	0	13	0%
Colorectal	H09	RBV	Central Manchester Healthcare	0	7	0%
Colorectal	H10	RBV	Central Manchester Healthcare	0	6	0%
Colorectal	H33	RBV	Central Manchester Healthcare	0	28	0%
Colorectal	H07	RBV	Christie Hospital Nhs Trust	1	2	33%
Colorectal	H06	RBV	Christie Hospital Nhs Trust	0	1	0%
Colorectal	H09	RBV	Christie Hospital Nhs Trust	0	2	0%
Colorectal	H10	RBV	Christie Hospital Nhs Trust	0	1	0%
Colorectal	H33	RBV	Christie Hospital Nhs Trust	0	10	0%
Colorectal	H10	RBZ	Northern Devon Healthcare Nhs	4	26	13%
Colorectal	H07	RBZ	Northern Devon Healthcare Nhs	2	16	11%
Colorectal	H06	RBZ	Northern Devon Healthcare Nhs	0	5	0%
Colorectal	H09	RBZ	Northern Devon Healthcare Nhs	0	4	0%
Colorectal	H33	RBZ	Northern Devon Healthcare Nhs	0	35	0%
Colorectal	H10	RC1	Bedford Hospitals Nhs Trust	1	5	17%
Colorectal	H06	RC1	Bedford Hospitals Nhs Trust	0	3	0%
Colorectal	H07	RC1	Bedford Hospitals Nhs Trust	0	12	0%
Colorectal	H09	RC1	Bedford Hospitals Nhs Trust	0	6	0%
Colorectal	H33	RC1	Bedford Hospitals Nhs Trust	0	22	0%
Colorectal	H10	RC3	Ealing Hospital Nhs Trust	1	5	17%
Colorectal	H07	RC3	Ealing Hospital Nhs Trust	1	6	14%
Colorectal	H33	RC3	Ealing Hospital Nhs Trust	1	15	6%
Colorectal	H06	RC3	Ealing Hospital Nhs Trust	0	1	0%
Colorectal	H09	RC3	Ealing Hospital Nhs Trust	0	2	0%
Colorectal	H10	RC4	East Hertfordshire Nhs Trust	2	7	22%
Colorectal	H33	RC4	East Hertfordshire Nhs Trust	4	37	10%
Colorectal	H07	RC4	East Hertfordshire Nhs Trust	1	19	5%
Colorectal	H06	RC4	East Hertfordshire Nhs Trust	0	5	0%
Colorectal	H09	RC4	East Hertfordshire Nhs Trust	0	5	0%
Colorectal	H06	RC9	Luton & Dunstable Hospital Nhs	1	3	25%
Colorectal	H33	RC9	Luton & Dunstable Hospital Nhs	3	21	13%
Colorectal	H07	RC9	Luton & Dunstable Hospital Nhs	2	15	12%
Colorectal	H09	RC9	Luton & Dunstable Hospital Nhs	0	6	0%
Colorectal	H10	RC9	Luton & Dunstable Hospital Nhs	0	9	0%
Colorectal	H07	RCA	Northallerton Health Services	1	11	8%
Colorectal	H06	RCA	Northallerton Health Services	0	2	0%
Colorectal	H09	RCA	Northallerton Health Services	0	6	0%
Colorectal	H10	RCA	Northallerton Health Services	0	7	0%
Colorectal	H33	RCA	Northallerton Health Services	0	13	0%
Colorectal	H07	RCB	York Health Services Nhs Trust	4	32	11%
Colorectal	H06	RCB	York Health Services Nhs Trust	0	19	0%
Colorectal	H09	RCB	York Health Services Nhs Trust	0	4	0%
Colorectal	H10	RCB	York Health Services Nhs Trust	0	13	0%
Colorectal	H33	RCB	York Health Services Nhs Trust	0	80	0%
Colorectal	H07	RCC	Scarborough & Ne Yorkshire Hea	2	20	9%
Colorectal	H09	RCC	Scarborough & Ne Yorkshire Hea	1	11	8%
Colorectal	H33	RCC	Scarborough & Ne Yorkshire Hea	3	35	8%
Colorectal	H06	RCC	Scarborough & Ne Yorkshire Hea	0	1	0%

Colorectal	H10	RCC	Scarborough & Ne Yorkshire Hea	0	8	0%
Colorectal	H06	RCD	Harrogate Health Care Nhs Trus	1	9	10%
Colorectal	H33	RCD	Harrogate Health Care Nhs Trus	3	35	8%
Colorectal	H07	RCD	Harrogate Health Care Nhs Trus	1	14	7%
Colorectal	H09	RCD	Harrogate Health Care Nhs Trus	0	8	0%
Colorectal	H10	RCD	Harrogate Health Care Nhs Trus	0	7	0%
Colorectal	H09	RCF	Airedale Nhs Trust	1	0	100%
Colorectal	H06	RCF	Airedale Nhs Trust	1	6	14%
Colorectal	H10	RCF	Airedale Nhs Trust	1	6	14%
Colorectal	H33	RCF	Airedale Nhs Trust	4	52	7%
Colorectal	H07	RCF	Airedale Nhs Trust	1	15	6%
Colorectal	H10	RCJ	South Tees Acute Hospitals Nhs	1	15	6%
Colorectal	H33	RCJ	South Tees Acute Hospitals Nhs	3	57	5%
Colorectal	H07	RCJ	South Tees Acute Hospitals Nhs	1	35	3%
Colorectal	H06	RCJ	South Tees Acute Hospitals Nhs	0	7	0%
Colorectal	H09	RCJ	South Tees Acute Hospitals Nhs	0	4	0%
Colorectal	H07	RCP	Bassetlaw Hospital & Community	3	11	21%
Colorectal	H33	RCP	Bassetlaw Hospital & Community	3	24	11%
Colorectal	H10	RCP	Bassetlaw Hospital & Community	1	10	9%
Colorectal	H06	RCP	Bassetlaw Hospital & Community	0	9	0%
Colorectal	H09	RCP	Bassetlaw Hospital & Community	0	4	0%
Colorectal	H10	RCS	Nottingham City Hospital Nhs T	5	9	36%
Colorectal	H06	RCS	Nottingham City Hospital Nhs T	1	2	33%
Colorectal	H07	RCS	Nottingham City Hospital Nhs T	2	24	8%
Colorectal	H33	RCS	Nottingham City Hospital Nhs T	4	61	6%
Colorectal	H09	RCS	Nottingham City Hospital Nhs T	0	5	0%
Colorectal	H09	RCV	Central Sheffield University H	1	8	11%
Colorectal	H33	RCV	Central Sheffield University H	4	60	6%
Colorectal	H06	RCV	Central Sheffield University H	0	7	0%
Colorectal	H07	RCV	Central Sheffield University H	0	24	0%
Colorectal	H10	RCV	Central Sheffield University H	0	16	0%
Colorectal	H07	RCX	Kings Lynn & Wisbech Hospitals	3	23	12%
Colorectal	H06	RCX	Kings Lynn & Wisbech Hospitals	0	8	0%
Colorectal	H09	RCX	Kings Lynn & Wisbech Hospitals	0	7	0%
Colorectal	H10	RCX	Kings Lynn & Wisbech Hospitals	0	6	0%
Colorectal	H33	RCX	Kings Lynn & Wisbech Hospitals	0	56	0%
Colorectal	H33	RD1	Royal United Hospital Bath Nhs	10	85	11%
Colorectal	H10	RD1	Royal United Hospital Bath Nhs	1	10	9%
Colorectal	H07	RD1	Royal United Hospital Bath Nhs	2	42	5%
Colorectal	H06	RD1	Royal United Hospital Bath Nhs	0	1	0%
Colorectal	H09	RD1	Royal United Hospital Bath Nhs	0	13	0%
Colorectal	H06	RD3	Poole Hospitals Nhs Trust	1	14	7%
Colorectal	H33	RD3	Poole Hospitals Nhs Trust	3	42	7%
Colorectal	H09	RD3	Poole Hospitals Nhs Trust	1	18	5%
Colorectal	H07	RD3	Poole Hospitals Nhs Trust	0	19	0%
Colorectal	H10	RD3	Poole Hospitals Nhs Trust	0	6	0%
Colorectal	H07	RD7	Heatherwood & Wexham Park Hosp	2	27	7%
Colorectal	H10	RD7	Heatherwood & Wexham Park Hosp	1	14	7%
Colorectal	H33	RD7	Heatherwood & Wexham Park Hosp	1	49	2%
Colorectal	H06	RD7	Heatherwood & Wexham Park Hosp	0	4	0%
Colorectal	H09	RD7	Heatherwood & Wexham Park Hosp	0	3	0%
Colorectal	H06	RD8	Milton Keynes General Hospital	1	7	13%
Colorectal	H07	RD8	Milton Keynes General Hospital	1	8	11%
Colorectal	H33	RD8	Milton Keynes General Hospital	1	39	3%
Colorectal	H09	RD8	Milton Keynes General Hospital	0	1	0%
Colorectal	H10	RD8	Milton Keynes General Hospital	0	6	0%
Colorectal	H06	RDD	Basildon & Thurrock General Ho	1	4	20%
Colorectal	H33	RDD	Basildon & Thurrock General Ho	2	40	5%
Colorectal	H07	RDD	Basildon & Thurrock General Ho	1	22	4%
Colorectal	H09	RDD	Basildon & Thurrock General Ho	0	11	0%
Colorectal	H10	RDD	Basildon & Thurrock General Ho	0	11	0%
Colorectal	H07	RDE	Essex Rivers Healthcare Nhs Tr	5	35	13%
Colorectal	H06	RDE	Essex Rivers Healthcare Nhs Tr	1	9	10%
Colorectal	H09	RDE	Essex Rivers Healthcare Nhs Tr	2	22	8%
Colorectal	H33	RDE	Essex Rivers Healthcare Nhs Tr	2	53	4%
Colorectal	H10	RDE	Essex Rivers Healthcare Nhs Tr	0	14	0%
Colorectal	H09	RDF	Forest Healthcare Nhs Trust	1	2	33%
Colorectal	H07	RDF	Forest Healthcare Nhs Trust	1	17	6%
Colorectal	H33	RDF	Forest Healthcare Nhs Trust	2	39	5%
Colorectal	H06	RDF	Forest Healthcare Nhs Trust	0	4	0%
Colorectal	H10	RDF	Forest Healthcare Nhs Trust	0	8	0%
Colorectal	H06	RDL	Eastbourne Hospitals Nhs Trust	1	2	33%
Colorectal	H10	RDL	Eastbourne Hospitals Nhs Trust	1	6	14%
Colorectal	H33	RDL	Eastbourne Hospitals Nhs Trust	2	34	6%
Colorectal	H07	RDL	Eastbourne Hospitals Nhs Trust	1	29	3%

Colorectal H09	RDL	Eastbourne Hospitals Nhs Trust	0	7	0%
Colorectal H10	RDM	Hastings & Rother Nhs Trust	3	23	12%
Colorectal H06	RDM	Hastings & Rother Nhs Trust	1	10	9%
Colorectal H33	RDM	Hastings & Rother Nhs Trust	2	34	6%
Colorectal H07	RDM	Hastings & Rother Nhs Trust	1	27	4%
Colorectal H09	RDM	Hastings & Rother Nhs Trust	0	2	0%
Colorectal H09	RDU	Frimley Park Hospital Nhs Trus	1	1	50%
Colorectal H06	RDU	Frimley Park Hospital Nhs Trus	1	3	25%
Colorectal H10	RDU	Frimley Park Hospital Nhs Trus	2	14	13%
Colorectal H33	RDU	Frimley Park Hospital Nhs Trus	4	39	9%
Colorectal H07	RDU	Frimley Park Hospital Nhs Trus	1	31	3%
Colorectal H06	RDZ	Royal Bournemouth & Christchur	0	11	0%
Colorectal H07	RDZ	Royal Bournemouth & Christchur	0	26	0%
Colorectal H09	RDZ	Royal Bournemouth & Christchur	0	5	0%
Colorectal H10	RDZ	Royal Bournemouth & Christchur	0	11	0%
Colorectal H33	RDZ	Royal Bournemouth & Christchur	0	49	0%
Colorectal H10	RE7	West Cumbria Healthcare Nhs Tr	1	18	5%
Colorectal H07	RE7	West Cumbria Healthcare Nhs Tr	0	16	0%
Colorectal H09	RE7	West Cumbria Healthcare Nhs Tr	0	4	0%
Colorectal H33	RE7	West Cumbria Healthcare Nhs Tr	0	10	0%
Colorectal H10	RE9	South Tyneside Healthcare Nhs	1	12	8%
Colorectal H33	RE9	South Tyneside Healthcare Nhs	1	37	3%
Colorectal H06	RE9	South Tyneside Healthcare Nhs	0	6	0%
Colorectal H07	RE9	South Tyneside Healthcare Nhs	0	19	0%
Colorectal H09	RE9	South Tyneside Healthcare Nhs	0	1	0%
Colorectal H09	REF	Royal Cornwall Hospitals & Wes	1	3	25%
Colorectal H07	REF	Royal Cornwall Hospitals & Wes	4	46	8%
Colorectal H33	REF	Royal Cornwall Hospitals & Wes	6	69	8%
Colorectal H06	REF	Royal Cornwall Hospitals & Wes	0	7	0%
Colorectal H10	REF	Royal Cornwall Hospitals & Wes	0	28	0%
Colorectal H09	REM	Aintree Hospitals Nhs Trust	1	12	8%
Colorectal H07	REM	Aintree Hospitals Nhs Trust	2	25	7%
Colorectal H33	REM	Aintree Hospitals Nhs Trust	3	62	5%
Colorectal H06	REM	Aintree Hospitals Nhs Trust	0	3	0%
Colorectal H10	REM	Aintree Hospitals Nhs Trust	0	25	0%
Colorectal H09	REU	Burnley Healthcare Nhs Trust	1	4	20%
Colorectal H06	REU	Burnley Healthcare Nhs Trust	0	5	0%
Colorectal H07	REU	Burnley Healthcare Nhs Trust	0	16	0%
Colorectal H10	REU	Burnley Healthcare Nhs Trust	0	7	0%
Colorectal H33	REU	Burnley Healthcare Nhs Trust	0	31	0%
Colorectal H10	REX	Oldham Nhs Trust	1	7	13%
Colorectal H06	REX	Oldham Nhs Trust	0	7	0%
Colorectal H07	REX	Oldham Nhs Trust	0	17	0%
Colorectal H09	REX	Oldham Nhs Trust	0	2	0%
Colorectal H33	REX	Oldham Nhs Trust	0	53	0%
Colorectal H33	REZ	Rochdale Healthcare Nhs Trust	1	31	3%
Colorectal H06	REZ	Rochdale Healthcare Nhs Trust	0	2	0%
Colorectal H07	REZ	Rochdale Healthcare Nhs Trust	0	11	0%
Colorectal H09	REZ	Rochdale Healthcare Nhs Trust	0	2	0%
Colorectal H10	REZ	Rochdale Healthcare Nhs Trust	0	6	0%
Colorectal H06	RF6	North East Lincolnshire Nhs Tr	1	2	33%
Colorectal H10	RF6	North East Lincolnshire Nhs Tr	1	7	13%
Colorectal H33	RF6	North East Lincolnshire Nhs Tr	1	23	4%
Colorectal H07	RF6	North East Lincolnshire Nhs Tr	0	19	0%
Colorectal H09	RF6	North East Lincolnshire Nhs Tr	0	1	0%
Colorectal H10	RF7	Scunthorpe & Goole Hospitals N	1	5	17%
Colorectal H06	RF7	Scunthorpe & Goole Hospitals N	0	6	0%
Colorectal H07	RF7	Scunthorpe & Goole Hospitals N	0	12	0%
Colorectal H09	RF7	Scunthorpe & Goole Hospitals N	0	1	0%
Colorectal H33	RF7	Scunthorpe & Goole Hospitals N	0	36	0%
Colorectal H09	RFB	Leicester General Hospital Nhs	1	2	33%
Colorectal H10	RFB	Leicester General Hospital Nhs	1	8	11%
Colorectal H07	RFB	Leicester General Hospital Nhs	1	29	3%
Colorectal H33	RFB	Leicester General Hospital Nhs	1	51	2%
Colorectal H06	RFB	Leicester General Hospital Nhs	0	4	0%
Colorectal H07	RFD	Leicester Royal Infirmary Nhs	3	13	19%
Colorectal H33	RFD	Leicester Royal Infirmary Nhs	4	43	9%
Colorectal H06	RFD	Leicester Royal Infirmary Nhs	0	3	0%
Colorectal H09	RFD	Leicester Royal Infirmary Nhs	0	4	0%
Colorectal H10	RFD	Leicester Royal Infirmary Nhs	0	10	0%
Colorectal H07	RFF	Barnsley District General Hosp	2	12	14%
Colorectal H33	RFF	Barnsley District General Hosp	2	48	4%
Colorectal H06	RFF	Barnsley District General Hosp	0	6	0%
Colorectal H09	RFF	Barnsley District General Hosp	0	5	0%
Colorectal H10	RFF	Barnsley District General Hosp	0	11	0%

Colorectal	H06	RFJ	Central Nottinghamshire Health	0	2	0%
Colorectal	H07	RFJ	Central Nottinghamshire Health	0	2	0%
Colorectal	H10	RFJ	Central Nottinghamshire Health	0	2	0%
Colorectal	H10	RFK	Queen'S Medical Centre Nottin	2	11	15%
Colorectal	H06	RFK	Queen'S Medical Centre Nottin	1	7	13%
Colorectal	H33	RFK	Queen'S Medical Centre Nottin	6	78	7%
Colorectal	H07	RFK	Queen'S Medical Centre Nottin	0	35	0%
Colorectal	H09	RFK	Queen'S Medical Centre Nottin	0	8	0%
Colorectal	H10	RFL	Glenfield Hospital Nhs Trust	1	6	14%
Colorectal	H06	RFL	Glenfield Hospital Nhs Trust	1	8	11%
Colorectal	H07	RFL	Glenfield Hospital Nhs Trust	2	30	6%
Colorectal	H33	RFL	Glenfield Hospital Nhs Trust	3	57	5%
Colorectal	H09	RFL	Glenfield Hospital Nhs Trust	0	4	0%
Colorectal	H33	RFR	Rotherham General Hospitals Nh	6	39	13%
Colorectal	H07	RFR	Rotherham General Hospitals Nh	1	16	6%
Colorectal	H06	RFR	Rotherham General Hospitals Nh	0	7	0%
Colorectal	H09	RFR	Rotherham General Hospitals Nh	0	5	0%
Colorectal	H10	RFR	Rotherham General Hospitals Nh	0	6	0%
Colorectal	H06	RFS	Chesterfield & North Derbyshir	3	9	25%
Colorectal	H07	RFS	Chesterfield & North Derbyshir	4	18	18%
Colorectal	H09	RFS	Chesterfield & North Derbyshir	1	6	14%
Colorectal	H33	RFS	Chesterfield & North Derbyshir	5	50	9%
Colorectal	H10	RFS	Chesterfield & North Derbyshir	0	12	0%
Colorectal	H06	RFW	West Middlesex University Nhs	0	2	0%
Colorectal	H07	RFW	West Middlesex University Nhs	0	11	0%
Colorectal	H09	RFW	West Middlesex University Nhs	0	4	0%
Colorectal	H10	RFW	West Middlesex University Nhs	0	5	0%
Colorectal	H33	RFW	West Middlesex University Nhs	0	20	0%
Colorectal	H09	RG1	Mid Kent Healthcare Nhs Trust	1	2	33%
Colorectal	H07	RG1	Mid Kent Healthcare Nhs Trust	2	15	12%
Colorectal	H33	RG1	Mid Kent Healthcare Nhs Trust	2	20	9%
Colorectal	H06	RG1	Mid Kent Healthcare Nhs Trust	0	7	0%
Colorectal	H10	RG1	Mid Kent Healthcare Nhs Trust	0	10	0%
Colorectal	H10	RG2	Greenwich Healthcare Nhs Trust	1	5	17%
Colorectal	H33	RG2	Greenwich Healthcare Nhs Trust	2	31	6%
Colorectal	H07	RG2	Greenwich Healthcare Nhs Trust	1	19	5%
Colorectal	H06	RG2	Greenwich Healthcare Nhs Trust	0	7	0%
Colorectal	H09	RG2	Greenwich Healthcare Nhs Trust	0	6	0%
Colorectal	H07	RG3	Bromley Hospitals Nhs Trust	4	28	13%
Colorectal	H33	RG3	Bromley Hospitals Nhs Trust	1	43	2%
Colorectal	H06	RG3	Bromley Hospitals Nhs Trust	0	4	0%
Colorectal	H09	RG3	Bromley Hospitals Nhs Trust	0	8	0%
Colorectal	H10	RG3	Bromley Hospitals Nhs Trust	0	21	0%
Colorectal	H33	RG4	Redbridge Health Care Nhs Trus	2	35	5%
Colorectal	H06	RG4	Redbridge Health Care Nhs Trus	0	3	0%
Colorectal	H07	RG4	Redbridge Health Care Nhs Trus	0	22	0%
Colorectal	H09	RG4	Redbridge Health Care Nhs Trus	0	5	0%
Colorectal	H10	RG4	Redbridge Health Care Nhs Trus	0	16	0%
Colorectal	H09	RG7	Havering Hospitals Nhs Trust	2	7	22%
Colorectal	H07	RG7	Havering Hospitals Nhs Trust	4	38	10%
Colorectal	H10	RG7	Havering Hospitals Nhs Trust	2	21	9%
Colorectal	H33	RG7	Havering Hospitals Nhs Trust	3	52	5%
Colorectal	H06	RG7	Havering Hospitals Nhs Trust	0	4	0%
Colorectal	H07	RGA	Calderdale Healthcare Nhs Trus	3	9	25%
Colorectal	H33	RGA	Calderdale Healthcare Nhs Trus	2	24	8%
Colorectal	H06	RGA	Calderdale Healthcare Nhs Trus	0	4	0%
Colorectal	H09	RGA	Calderdale Healthcare Nhs Trus	0	1	0%
Colorectal	H10	RGA	Calderdale Healthcare Nhs Trus	0	11	0%
Colorectal	H07	RGB	Huddersfield Nhs Trust	2	5	29%
Colorectal	H09	RGB	Huddersfield Nhs Trust	2	17	11%
Colorectal	H06	RGB	Huddersfield Nhs Trust	0	2	0%
Colorectal	H10	RGB	Huddersfield Nhs Trust	0	1	0%
Colorectal	H33	RGB	Huddersfield Nhs Trust	0	35	0%
Colorectal	H07	RGN	Peterborough Hospitals Nhs Tru	1	33	3%
Colorectal	H33	RGN	Peterborough Hospitals Nhs Tru	2	74	3%
Colorectal	H06	RGN	Peterborough Hospitals Nhs Tru	0	2	0%
Colorectal	H09	RGN	Peterborough Hospitals Nhs Tru	0	11	0%
Colorectal	H10	RGN	Peterborough Hospitals Nhs Tru	0	2	0%
Colorectal	H33	RGP	James Paget Hospital Nhs Trust	6	54	10%
Colorectal	H10	RGP	James Paget Hospital Nhs Trust	1	10	9%
Colorectal	H07	RGP	James Paget Hospital Nhs Trust	3	32	9%
Colorectal	H06	RGP	James Paget Hospital Nhs Trust	0	4	0%
Colorectal	H09	RGP	James Paget Hospital Nhs Trust	0	2	0%
Colorectal	H06	RGQ	Ipswich Hospital Nhs Trust	1	10	9%
Colorectal	H33	RGQ	Ipswich Hospital Nhs Trust	4	55	7%

Colorectal	H10	RGQ	Ipswich Hospital Nhs Trust	1	19	5%
Colorectal	H07	RGQ	Ipswich Hospital Nhs Trust	1	44	2%
Colorectal	H09	RGQ	Ipswich Hospital Nhs Trust	0	2	0%
Colorectal	H07	RGR	West Suffolk Hospitals Nhs Tru	2	17	11%
Colorectal	H06	RGR	West Suffolk Hospitals Nhs Tru	0	6	0%
Colorectal	H09	RGR	West Suffolk Hospitals Nhs Tru	0	8	0%
Colorectal	H10	RGR	West Suffolk Hospitals Nhs Tru	0	16	0%
Colorectal	H33	RGR	West Suffolk Hospitals Nhs Tru	0	19	0%
Colorectal	H33	RGT	Addenbrooke'S Nhs Trust	5	52	9%
Colorectal	H06	RGT	Addenbrooke'S Nhs Trust	0	11	0%
Colorectal	H07	RGT	Addenbrooke'S Nhs Trust	0	39	0%
Colorectal	H09	RGT	Addenbrooke'S Nhs Trust	0	6	0%
Colorectal	H10	RGT	Addenbrooke'S Nhs Trust	0	14	0%
Colorectal	H07	RGU	Brighton Health Care Nhs Trust	2	28	7%
Colorectal	H33	RGU	Brighton Health Care Nhs Trust	2	44	4%
Colorectal	H06	RGU	Brighton Health Care Nhs Trust	0	8	0%
Colorectal	H09	RGU	Brighton Health Care Nhs Trust	0	6	0%
Colorectal	H10	RGU	Brighton Health Care Nhs Trust	0	18	0%
Colorectal	H09	RGZ	Queen Mary'S Sidcup Nhs Trust	1	7	13%
Colorectal	H33	RGZ	Queen Mary'S Sidcup Nhs Trust	2	32	6%
Colorectal	H07	RGZ	Queen Mary'S Sidcup Nhs Trust	1	18	5%
Colorectal	H06	RGZ	Queen Mary'S Sidcup Nhs Trust	0	5	0%
Colorectal	H10	RGZ	Queen Mary'S Sidcup Nhs Trust	0	8	0%
Colorectal	H09	RH2	South Buckinghamshire Nhs Trus	2	8	25%
Colorectal	H10	RH2	South Buckinghamshire Nhs Trus	2	9	18%
Colorectal	H06	RH2	South Buckinghamshire Nhs Trus	1	8	11%
Colorectal	H07	RH2	South Buckinghamshire Nhs Trus	1	22	4%
Colorectal	H33	RH2	South Buckinghamshire Nhs Trus	0	43	0%
Colorectal	H06	RH6	Gloucestershire Royal Nhs Trus	1	17	6%
Colorectal	H33	RH6	Gloucestershire Royal Nhs Trus	4	75	5%
Colorectal	H07	RH6	Gloucestershire Royal Nhs Trus	0	37	0%
Colorectal	H09	RH6	Gloucestershire Royal Nhs Trus	0	5	0%
Colorectal	H10	RH6	Gloucestershire Royal Nhs Trus	0	12	0%
Colorectal	H07	RH8	Royal Devon & Exeter Healthcar	3	60	5%
Colorectal	H10	RH8	Royal Devon & Exeter Healthcar	1	33	3%
Colorectal	H33	RH8	Royal Devon & Exeter Healthcar	2	88	2%
Colorectal	H06	RH8	Royal Devon & Exeter Healthcar	0	10	0%
Colorectal	H09	RH8	Royal Devon & Exeter Healthcar	0	10	0%
Colorectal	H09	RHM	Southampton University Hospita	1	12	8%
Colorectal	H33	RHM	Southampton University Hospita	5	74	6%
Colorectal	H06	RHM	Southampton University Hospita	1	18	5%
Colorectal	H10	RHM	Southampton University Hospita	1	21	5%
Colorectal	H07	RHM	Southampton University Hospita	1	31	3%
Colorectal	H07	RHS	Southampton Community Health S	0	2	0%
Colorectal	H09	RHS	Southampton Community Health S	0	2	0%
Colorectal	H33	RHS	Southampton Community Health S	0	1	0%
Colorectal	H09	RHU	Portsmouth Hospitals Nhs Trust	1	10	9%
Colorectal	H33	RHU	Portsmouth Hospitals Nhs Trust	7	96	7%
Colorectal	H07	RHU	Portsmouth Hospitals Nhs Trust	1	39	3%
Colorectal	H06	RHU	Portsmouth Hospitals Nhs Trust	0	13	0%
Colorectal	H10	RHU	Portsmouth Hospitals Nhs Trust	0	5	0%
Colorectal	H09	RHW	Royal Berkshire & Battle Hospi	1	6	14%
Colorectal	H33	RHW	Royal Berkshire & Battle Hospi	5	51	9%
Colorectal	H10	RHW	Royal Berkshire & Battle Hospi	1	12	8%
Colorectal	H07	RHW	Royal Berkshire & Battle Hospi	1	33	3%
Colorectal	H06	RHW	Royal Berkshire & Battle Hospi	0	10	0%
Colorectal	H10	RJ1	Guy'S & St Thomas' Nhs Trust	1	5	17%
Colorectal	H09	RJ1	Guy'S & St Thomas' Nhs Trust	1	6	14%
Colorectal	H33	RJ1	Guy'S & St Thomas' Nhs Trust	4	28	13%
Colorectal	H06	RJ1	Guy'S & St Thomas' Nhs Trust	0	1	0%
Colorectal	H07	RJ1	Guy'S & St Thomas' Nhs Trust	0	29	0%
Colorectal	H09	RJ2	Lewisham Hospital Nhs Trust	1	4	20%
Colorectal	H07	RJ2	Lewisham Hospital Nhs Trust	0	11	0%
Colorectal	H10	RJ2	Lewisham Hospital Nhs Trust	0	11	0%
Colorectal	H33	RJ2	Lewisham Hospital Nhs Trust	0	17	0%
Colorectal	H33	RJ5	St Mary'S Hospital Nhs Trust	1	16	6%
Colorectal	H06	RJ5	St Mary'S Hospital Nhs Trust	0	1	0%
Colorectal	H07	RJ5	St Mary'S Hospital Nhs Trust	0	7	0%
Colorectal	H09	RJ5	St Mary'S Hospital Nhs Trust	0	10	0%
Colorectal	H10	RJ5	St Mary'S Hospital Nhs Trust	0	3	0%
Colorectal	H06	RJ6	Mayday Healthcare Nhs Trust	2	10	17%
Colorectal	H33	RJ6	Mayday Healthcare Nhs Trust	7	56	11%
Colorectal	H07	RJ6	Mayday Healthcare Nhs Trust	2	28	7%
Colorectal	H09	RJ6	Mayday Healthcare Nhs Trust	0	1	0%
Colorectal	H10	RJ6	Mayday Healthcare Nhs Trust	0	7	0%

Colorectal	H10	RJ7	St George'S Healthcare Nhs Tru	2	6	25%
Colorectal	H06	RJ7	St George'S Healthcare Nhs Tru	1	4	20%
Colorectal	H07	RJ7	St George'S Healthcare Nhs Tru	2	26	7%
Colorectal	H09	RJ7	St George'S Healthcare Nhs Tru	0	2	0%
Colorectal	H33	RJ7	St George'S Healthcare Nhs Tru	0	38	0%
Colorectal	H09	RJB	Kidderminster Healthcare Nhs T	1	2	33%
Colorectal	H33	RJB	Kidderminster Healthcare Nhs T	2	28	7%
Colorectal	H06	RJB	Kidderminster Healthcare Nhs T	0	3	0%
Colorectal	H07	RJB	Kidderminster Healthcare Nhs T	0	14	0%
Colorectal	H10	RJB	Kidderminster Healthcare Nhs T	0	6	0%
Colorectal	H10	RJC	South Warwickshire General Hos	2	8	20%
Colorectal	H07	RJC	South Warwickshire General Hos	1	25	4%
Colorectal	H06	RJC	South Warwickshire General Hos	0	6	0%
Colorectal	H09	RJC	South Warwickshire General Hos	0	6	0%
Colorectal	H33	RJC	South Warwickshire General Hos	0	40	0%
Colorectal	H06	RJD	Mid Staffordshire General Hosp	1	6	14%
Colorectal	H10	RJD	Mid Staffordshire General Hosp	1	26	4%
Colorectal	H07	RJD	Mid Staffordshire General Hosp	0	19	0%
Colorectal	H09	RJD	Mid Staffordshire General Hosp	0	3	0%
Colorectal	H33	RJD	Mid Staffordshire General Hosp	0	43	0%
Colorectal	H06	RJE	North Staffordshire Hospital N	3	13	19%
Colorectal	H33	RJE	North Staffordshire Hospital N	6	97	8%
Colorectal	H07	RJE	North Staffordshire Hospital N	3	55	5%
Colorectal	H09	RJE	North Staffordshire Hospital N	0	16	0%
Colorectal	H10	RJE	North Staffordshire Hospital N	0	20	0%
Colorectal	H07	RJF	Burton Hospitals Nhs Trust	3	12	20%
Colorectal	H33	RJF	Burton Hospitals Nhs Trust	1	41	2%
Colorectal	H06	RJF	Burton Hospitals Nhs Trust	0	11	0%
Colorectal	H09	RJF	Burton Hospitals Nhs Trust	0	3	0%
Colorectal	H10	RJF	Burton Hospitals Nhs Trust	0	3	0%
Colorectal	H10	RJH	Good Hope Hospital Nhs Trust	2	13	13%
Colorectal	H09	RJH	Good Hope Hospital Nhs Trust	1	8	11%
Colorectal	H07	RJH	Good Hope Hospital Nhs Trust	2	17	11%
Colorectal	H33	RJH	Good Hope Hospital Nhs Trust	5	44	10%
Colorectal	H06	RJH	Good Hope Hospital Nhs Trust	1	12	8%
Colorectal	H09	RJN	East Cheshire Nhs Trust	1	2	33%
Colorectal	H10	RJN	East Cheshire Nhs Trust	1	4	20%
Colorectal	H06	RJN	East Cheshire Nhs Trust	1	6	14%
Colorectal	H33	RJN	East Cheshire Nhs Trust	2	26	7%
Colorectal	H07	RJN	East Cheshire Nhs Trust	1	21	5%
Colorectal	H09	RJR	Countess Of Chester Hospital N	1	4	20%
Colorectal	H10	RJR	Countess Of Chester Hospital N	2	16	11%
Colorectal	H33	RJR	Countess Of Chester Hospital N	4	43	9%
Colorectal	H06	RJR	Countess Of Chester Hospital N	0	5	0%
Colorectal	H07	RJR	Countess Of Chester Hospital N	0	19	0%
Colorectal	H06	RJS	Halton General Hospital Nhs Tr	1	0	100%
Colorectal	H33	RJS	Halton General Hospital Nhs Tr	3	23	12%
Colorectal	H07	RJS	Halton General Hospital Nhs Tr	0	9	0%
Colorectal	H09	RJS	Halton General Hospital Nhs Tr	0	4	0%
Colorectal	H10	RJS	Halton General Hospital Nhs Tr	0	13	0%
Colorectal	H10	RJY	Wigan & Leigh Health Services	1	7	13%
Colorectal	H07	RJY	Wigan & Leigh Health Services	3	29	9%
Colorectal	H33	RJY	Wigan & Leigh Health Services	2	64	3%
Colorectal	H06	RJY	Wigan & Leigh Health Services	0	6	0%
Colorectal	H09	RJY	Wigan & Leigh Health Services	0	5	0%
Colorectal	H06	RJZ	King'S Healthcare Nhs Trust	1	7	13%
Colorectal	H07	RJZ	King'S Healthcare Nhs Trust	1	10	9%
Colorectal	H09	RJZ	King'S Healthcare Nhs Trust	0	7	0%
Colorectal	H10	RJZ	King'S Healthcare Nhs Trust	0	5	0%
Colorectal	H33	RJZ	King'S Healthcare Nhs Trust	0	17	0%
Colorectal	H06	RK1	Pilgrim Health Nhs Trust	1	5	17%
Colorectal	H33	RK1	Pilgrim Health Nhs Trust	7	45	13%
Colorectal	H10	RK1	Pilgrim Health Nhs Trust	1	14	7%
Colorectal	H07	RK1	Pilgrim Health Nhs Trust	2	39	5%
Colorectal	H09	RK1	Pilgrim Health Nhs Trust	0	9	0%
Colorectal	H09	RK5	The Kings Mill Centre For Heal	1	2	33%
Colorectal	H07	RK5	The Kings Mill Centre For Heal	6	30	17%
Colorectal	H06	RK5	The Kings Mill Centre For Heal	1	8	11%
Colorectal	H10	RK5	The Kings Mill Centre For Heal	1	9	10%
Colorectal	H33	RK5	The Kings Mill Centre For Heal	4	68	6%
Colorectal	H10	RK9	Plymouth Hospitals Nhs Trust	3	9	25%
Colorectal	H09	RK9	Plymouth Hospitals Nhs Trust	1	13	7%
Colorectal	H06	RK9	Plymouth Hospitals Nhs Trust	1	18	5%
Colorectal	H07	RK9	Plymouth Hospitals Nhs Trust	2	45	4%
Colorectal	H33	RK9	Plymouth Hospitals Nhs Trust	2	84	2%

Colorectal	H07	RKB	Walsgrave Hospitals Nhs Trust	5	42	11%
Colorectal	H33	RKB	Walsgrave Hospitals Nhs Trust	6	99	6%
Colorectal	H06	RKB	Walsgrave Hospitals Nhs Trust	0	10	0%
Colorectal	H09	RKB	Walsgrave Hospitals Nhs Trust	0	6	0%
Colorectal	H10	RKB	Walsgrave Hospitals Nhs Trust	0	17	0%
Colorectal	H06	RKC	Warrington Hospital Nhs Trust	0	6	0%
Colorectal	H07	RKC	Warrington Hospital Nhs Trust	0	12	0%
Colorectal	H09	RKC	Warrington Hospital Nhs Trust	0	2	0%
Colorectal	H10	RKC	Warrington Hospital Nhs Trust	0	7	0%
Colorectal	H33	RKC	Warrington Hospital Nhs Trust	0	42	0%
Colorectal	H07	RKE	Whittington Hospital Nhs Trust	2	12	14%
Colorectal	H33	RKE	Whittington Hospital Nhs Trust	4	33	11%
Colorectal	H06	RKE	Whittington Hospital Nhs Trust	0	6	0%
Colorectal	H09	RKE	Whittington Hospital Nhs Trust	0	3	0%
Colorectal	H10	RKE	Whittington Hospital Nhs Trust	0	6	0%
Colorectal	H07	RKF	The Princess Royal Hospital Nh	2	12	14%
Colorectal	H33	RKF	The Princess Royal Hospital Nh	1	26	4%
Colorectal	H06	RKF	The Princess Royal Hospital Nh	0	7	0%
Colorectal	H09	RKF	The Princess Royal Hospital Nh	0	7	0%
Colorectal	H10	RKF	The Princess Royal Hospital Nh	0	17	0%
Colorectal	H10	RL4	The Royal Wolverhampton Hospit	2	7	22%
Colorectal	H07	RL4	The Royal Wolverhampton Hospit	2	37	5%
Colorectal	H06	RL4	The Royal Wolverhampton Hospit	0	5	0%
Colorectal	H09	RL4	The Royal Wolverhampton Hospit	0	16	0%
Colorectal	H33	RL4	The Royal Wolverhampton Hospit	0	46	0%
Colorectal	H06	RLG	Carlisle Hospitals Nhs Trust	0	1	0%
Colorectal	H07	RLG	Carlisle Hospitals Nhs Trust	0	18	0%
Colorectal	H09	RLG	Carlisle Hospitals Nhs Trust	0	7	0%
Colorectal	H10	RLG	Carlisle Hospitals Nhs Trust	0	22	0%
Colorectal	H33	RLG	Carlisle Hospitals Nhs Trust	0	46	0%
Colorectal	H06	RLN	City Hospitals Sunderland Nhs	2	5	29%
Colorectal	H33	RLN	City Hospitals Sunderland Nhs	4	56	7%
Colorectal	H09	RLN	City Hospitals Sunderland Nhs	1	17	6%
Colorectal	H07	RLN	City Hospitals Sunderland Nhs	3	53	5%
Colorectal	H10	RLN	City Hospitals Sunderland Nhs	0	23	0%
Colorectal	H06	RLQ	Hereford Hospitals Nhs Trust	2	3	40%
Colorectal	H10	RLQ	Hereford Hospitals Nhs Trust	1	2	33%
Colorectal	H33	RLQ	Hereford Hospitals Nhs Trust	1	33	3%
Colorectal	H07	RLQ	Hereford Hospitals Nhs Trust	0	27	0%
Colorectal	H09	RLQ	Hereford Hospitals Nhs Trust	0	6	0%
Colorectal	H06	RLR	Worcester Royal Infirmary Nhs	1	3	25%
Colorectal	H33	RLR	Worcester Royal Infirmary Nhs	4	43	9%
Colorectal	H07	RLR	Worcester Royal Infirmary Nhs	2	26	7%
Colorectal	H10	RLR	Worcester Royal Infirmary Nhs	1	13	7%
Colorectal	H09	RLR	Worcester Royal Infirmary Nhs	0	6	0%
Colorectal	H10	RLT	George Eliot Hospital Nhs Trus	1	4	20%
Colorectal	H33	RLT	George Eliot Hospital Nhs Trus	2	39	5%
Colorectal	H06	RLT	George Eliot Hospital Nhs Trus	0	8	0%
Colorectal	H07	RLT	George Eliot Hospital Nhs Trus	0	19	0%
Colorectal	H09	RLT	George Eliot Hospital Nhs Trus	0	7	0%
Colorectal	H07	RLW	City Hospital Nhs Trust (Incor	6	20	23%
Colorectal	H10	RLW	City Hospital Nhs Trust (Incor	1	9	10%
Colorectal	H33	RLW	City Hospital Nhs Trust (Incor	3	41	7%
Colorectal	H06	RLW	City Hospital Nhs Trust (Incor	0	9	0%
Colorectal	H09	RLW	City Hospital Nhs Trust (Incor	0	2	0%
Colorectal	H10	RLZ	Royal Shrewsbury Hospitals Nhs	2	8	20%
Colorectal	H07	RLZ	Royal Shrewsbury Hospitals Nhs	1	25	4%
Colorectal	H06	RLZ	Royal Shrewsbury Hospitals Nhs	0	2	0%
Colorectal	H09	RLZ	Royal Shrewsbury Hospitals Nhs	0	3	0%
Colorectal	H33	RLZ	Royal Shrewsbury Hospitals Nhs	0	15	0%
Colorectal	H06	RM1	Norfolk & Norwich Health Care	2	18	10%
Colorectal	H09	RM1	Norfolk & Norwich Health Care	1	14	7%
Colorectal	H07	RM1	Norfolk & Norwich Health Care	2	65	3%
Colorectal	H33	RM1	Norfolk & Norwich Health Care	3	108	3%
Colorectal	H10	RM1	Norfolk & Norwich Health Care	0	21	0%
Colorectal	H07	RM2	South Manchester University Ho	1	30	3%
Colorectal	H33	RM2	South Manchester University Ho	1	51	2%
Colorectal	H06	RM2	South Manchester University Ho	0	4	0%
Colorectal	H09	RM2	South Manchester University Ho	0	12	0%
Colorectal	H10	RM2	South Manchester University Ho	0	10	0%
Colorectal	H09	RM3	Salford Royal Hospitals Nhs Tr	3	4	43%
Colorectal	H06	RM3	Salford Royal Hospitals Nhs Tr	1	2	33%
Colorectal	H07	RM3	Salford Royal Hospitals Nhs Tr	1	18	5%
Colorectal	H33	RM3	Salford Royal Hospitals Nhs Tr	1	43	2%
Colorectal	H10	RM3	Salford Royal Hospitals Nhs Tr	0	4	0%

Colorectal	H33	RM4	Trafford Healthcare Nhs Trust	2	31	8%
Colorectal	H08	RM4	Trafford Healthcare Nhs Trust	0	3	0%
Colorectal	H07	RM4	Trafford Healthcare Nhs Trust	0	12	0%
Colorectal	H09	RM4	Trafford Healthcare Nhs Trust	0	2	0%
Colorectal	H10	RM4	Trafford Healthcare Nhs Trust	0	7	0%
Colorectal	H07	RM9	Alexandra Healthcare Nhs Trust	1	23	4%
Colorectal	H33	RM9	Alexandra Healthcare Nhs Trust	1	27	4%
Colorectal	H06	RM9	Alexandra Healthcare Nhs Trust	0	3	0%
Colorectal	H09	RM9	Alexandra Healthcare Nhs Trust	0	1	0%
Colorectal	H10	RM9	Alexandra Healthcare Nhs Trust	0	7	0%
Colorectal	H06	RMB	Blackburn Hyndburn & Ribble V	1	3	25%
Colorectal	H10	RMB	Blackburn Hyndburn & Ribble V	1	12	8%
Colorectal	H07	RMB	Blackburn Hyndburn & Ribble V	1	16	6%
Colorectal	H09	RMB	Blackburn Hyndburn & Ribble V	0	4	0%
Colorectal	H33	RMB	Blackburn Hyndburn & Ribble V	0	40	0%
Colorectal	H07	RMC	Bolton Hospitals Nhs Trust	3	24	11%
Colorectal	H09	RMC	Bolton Hospitals Nhs Trust	1	10	9%
Colorectal	H33	RMC	Bolton Hospitals Nhs Trust	2	38	5%
Colorectal	H06	RMC	Bolton Hospitals Nhs Trust	0	4	0%
Colorectal	H10	RMC	Bolton Hospitals Nhs Trust	0	5	0%
Colorectal	H06	RMF	Preston Acute Hospitals Nhs Tr	1	9	10%
Colorectal	H07	RMF	Preston Acute Hospitals Nhs Tr	2	28	7%
Colorectal	H33	RMF	Preston Acute Hospitals Nhs Tr	2	54	4%
Colorectal	H09	RMF	Preston Acute Hospitals Nhs Tr	0	9	0%
Colorectal	H10	RMF	Preston Acute Hospitals Nhs Tr	0	16	0%
Colorectal	H33	RMK	North Manchester Healthcare Nh	2	36	5%
Colorectal	H07	RMK	North Manchester Healthcare Nh	1	20	5%
Colorectal	H08	RMK	North Manchester Healthcare Nh	0	2	0%
Colorectal	H09	RMK	North Manchester Healthcare Nh	0	3	0%
Colorectal	H10	RMK	North Manchester Healthcare Nh	0	12	0%
Colorectal	H06	RMN	Bury Health Care Nhs Trust	1	4	20%
Colorectal	H10	RMN	Bury Health Care Nhs Trust	1	9	10%
Colorectal	H33	RMN	Bury Health Care Nhs Trust	2	29	6%
Colorectal	H07	RMN	Bury Health Care Nhs Trust	0	18	0%
Colorectal	H09	RMN	Bury Health Care Nhs Trust	0	9	0%
Colorectal	H09	RMP	Tameside & Glossop Acute Servi	1	2	33%
Colorectal	H06	RMP	Tameside & Glossop Acute Servi	1	4	20%
Colorectal	H10	RMP	Tameside & Glossop Acute Servi	1	10	9%
Colorectal	H07	RMP	Tameside & Glossop Acute Servi	1	14	7%
Colorectal	H33	RMP	Tameside & Glossop Acute Servi	2	33	6%
Colorectal	H07	RMR	Blackpool Victoria Hospital Nh	1	37	3%
Colorectal	H33	RMR	Blackpool Victoria Hospital Nh	2	75	3%
Colorectal	H06	RMR	Blackpool Victoria Hospital Nh	0	4	0%
Colorectal	H09	RMR	Blackpool Victoria Hospital Nh	0	5	0%
Colorectal	H10	RMR	Blackpool Victoria Hospital Nh	0	16	0%
Colorectal	H33	RMS	Stockport Acute Services Nhs T	2	67	3%
Colorectal	H06	RMS	Stockport Acute Services Nhs T	0	7	0%
Colorectal	H07	RMS	Stockport Acute Services Nhs T	0	26	0%
Colorectal	H09	RMS	Stockport Acute Services Nhs T	0	2	0%
Colorectal	H10	RMS	Stockport Acute Services Nhs T	0	18	0%
Colorectal	H06	RMW	Dewsbury Health Care Nhs Trust	1	7	13%
Colorectal	H33	RMW	Dewsbury Health Care Nhs Trust	1	29	3%
Colorectal	H07	RMW	Dewsbury Health Care Nhs Trust	0	5	0%
Colorectal	H09	RMW	Dewsbury Health Care Nhs Trust	0	3	0%
Colorectal	H10	RMW	Dewsbury Health Care Nhs Trust	0	7	0%
Colorectal	H06	RN1	Winchester & Eastleigh Healthc	1	0	100%
Colorectal	H10	RN1	Winchester & Eastleigh Healthc	1	9	10%
Colorectal	H33	RN1	Winchester & Eastleigh Healthc	2	41	5%
Colorectal	H07	RN1	Winchester & Eastleigh Healthc	1	34	3%
Colorectal	H09	RN1	Winchester & Eastleigh Healthc	0	3	0%
Colorectal	H06	RN3	Swindon & Marlborough Nhs Trus	1	8	11%
Colorectal	H10	RN3	Swindon & Marlborough Nhs Trus	1	21	5%
Colorectal	H07	RN3	Swindon & Marlborough Nhs Trus	0	23	0%
Colorectal	H09	RN3	Swindon & Marlborough Nhs Trus	0	6	0%
Colorectal	H33	RN3	Swindon & Marlborough Nhs Trus	0	40	0%
Colorectal	H07	RN5	North Hampshire Hospitals Nhs	4	22	15%
Colorectal	H33	RN5	North Hampshire Hospitals Nhs	2	36	5%
Colorectal	H06	RN5	North Hampshire Hospitals Nhs	0	4	0%
Colorectal	H09	RN5	North Hampshire Hospitals Nhs	0	6	0%
Colorectal	H10	RN5	North Hampshire Hospitals Nhs	0	8	0%
Colorectal	H06	RN7	Dartford & Gravesham Nhs Trust	0	3	0%
Colorectal	H07	RN7	Dartford & Gravesham Nhs Trust	0	10	0%
Colorectal	H09	RN7	Dartford & Gravesham Nhs Trust	0	5	0%
Colorectal	H10	RN7	Dartford & Gravesham Nhs Trust	0	11	0%
Colorectal	H33	RN7	Dartford & Gravesham Nhs Trust	0	22	0%

Colorectal	H06	RNA	Dudley Group Of Hospitals Nhs	1	4	20%
Colorectal	H09	RNA	Dudley Group Of Hospitals Nhs	1	10	9%
Colorectal	H33	RNA	Dudley Group Of Hospitals Nhs	7	79	8%
Colorectal	H07	RNA	Dudley Group Of Hospitals Nhs	2	35	5%
Colorectal	H10	RNA	Dudley Group Of Hospitals Nhs	0	13	0%
Colorectal	H10	RNE	Sandwell Healthcare Nhs Trust	1	10	9%
Colorectal	H07	RNE	Sandwell Healthcare Nhs Trust	1	13	7%
Colorectal	H33	RNE	Sandwell Healthcare Nhs Trust	2	47	4%
Colorectal	H06	RNE	Sandwell Healthcare Nhs Trust	0	2	0%
Colorectal	H10	RNH	Newham Healthcare Nhs Trust	1	3	25%
Colorectal	H07	RNH	Newham Healthcare Nhs Trust	1	6	14%
Colorectal	H33	RNH	Newham Healthcare Nhs Trust	2	18	10%
Colorectal	H06	RNH	Newham Healthcare Nhs Trust	0	1	0%
Colorectal	H09	RNH	Newham Healthcare Nhs Trust	0	4	0%
Colorectal	H33	RNJ	Barts & The London Nhs Trust	1	29	3%
Colorectal	H06	RNJ	Barts & The London Nhs Trust	0	2	0%
Colorectal	H07	RNJ	Barts & The London Nhs Trust	0	20	0%
Colorectal	H09	RNJ	Barts & The London Nhs Trust	0	1	0%
Colorectal	H10	RNJ	Barts & The London Nhs Trust	0	5	0%
Colorectal	H09	RNQ	Kettering General Hospital Nhs	1	4	20%
Colorectal	H07	RNQ	Kettering General Hospital Nhs	3	16	18%
Colorectal	H06	RNQ	Kettering General Hospital Nhs	1	6	14%
Colorectal	H33	RNQ	Kettering General Hospital Nhs	1	43	2%
Colorectal	H10	RNQ	Kettering General Hospital Nhs	0	15	0%
Colorectal	H06	RNS	Northampton General Hospital N	3	9	25%
Colorectal	H10	RNS	Northampton General Hospital N	1	6	14%
Colorectal	H07	RNS	Northampton General Hospital N	5	31	14%
Colorectal	H33	RNS	Northampton General Hospital N	7	49	13%
Colorectal	H09	RNS	Northampton General Hospital N	0	2	0%
Colorectal	H10	RNT	Stoke Mandeville Hospital Nhs	2	15	12%
Colorectal	H07	RNT	Stoke Mandeville Hospital Nhs	1	20	5%
Colorectal	H33	RNT	Stoke Mandeville Hospital Nhs	1	36	3%
Colorectal	H06	RNT	Stoke Mandeville Hospital Nhs	0	6	0%
Colorectal	H09	RNT	Stoke Mandeville Hospital Nhs	0	1	0%
Colorectal	H09	RNZ	Salisbury Healthcare Nhs Trust	1	3	25%
Colorectal	H06	RNZ	Salisbury Healthcare Nhs Trust	0	4	0%
Colorectal	H07	RNZ	Salisbury Healthcare Nhs Trust	0	13	0%
Colorectal	H10	RNZ	Salisbury Healthcare Nhs Trust	0	15	0%
Colorectal	H33	RNZ	Salisbury Healthcare Nhs Trust	0	14	0%
Colorectal	H09	RPA	Medway Nhs Trust	1	1	50%
Colorectal	H10	RPA	Medway Nhs Trust	1	12	8%
Colorectal	H07	RPA	Medway Nhs Trust	1	19	5%
Colorectal	H33	RPA	Medway Nhs Trust	1	44	2%
Colorectal	H06	RPA	Medway Nhs Trust	0	8	0%
Colorectal	H06	RPD	Kent & Sussex Weald Nhs Trust	1	16	6%
Colorectal	H07	RPD	Kent & Sussex Weald Nhs Trust	1	18	5%
Colorectal	H33	RPD	Kent & Sussex Weald Nhs Trust	1	41	2%
Colorectal	H09	RPD	Kent & Sussex Weald Nhs Trust	0	1	0%
Colorectal	H10	RPD	Kent & Sussex Weald Nhs Trust	0	6	0%
Colorectal	H07	RPL	Worthing & Southlands Hospital	2	35	5%
Colorectal	H06	RPL	Worthing & Southlands Hospital	0	8	0%
Colorectal	H09	RPL	Worthing & Southlands Hospital	0	12	0%
Colorectal	H10	RPL	Worthing & Southlands Hospital	0	14	0%
Colorectal	H33	RPL	Worthing & Southlands Hospital	0	68	0%
Colorectal	H06	RPR	The Royal West Sussex Nhs Trus	1	7	13%
Colorectal	H07	RPR	The Royal West Sussex Nhs Trus	2	23	8%
Colorectal	H33	RPR	The Royal West Sussex Nhs Trus	1	22	4%
Colorectal	H09	RPR	The Royal West Sussex Nhs Trus	0	9	0%
Colorectal	H10	RPR	The Royal West Sussex Nhs Trus	0	2	0%
Colorectal	H33	RPS	Mid Sussex Nhs Trust	2	9	18%
Colorectal	H06	RPS	Mid Sussex Nhs Trust	0	3	0%
Colorectal	H07	RPS	Mid Sussex Nhs Trust	0	17	0%
Colorectal	H09	RPS	Mid Sussex Nhs Trust	0	2	0%
Colorectal	H10	RPS	Mid Sussex Nhs Trust	0	5	0%
Colorectal	H10	RPW	St Albans & Hemel Hempstead Nh	3	10	23%
Colorectal	H07	RPW	St Albans & Hemel Hempstead Nh	3	27	10%
Colorectal	H33	RPW	St Albans & Hemel Hempstead Nh	1	51	2%
Colorectal	H06	RPW	St Albans & Hemel Hempstead Nh	0	10	0%
Colorectal	H09	RPW	St Albans & Hemel Hempstead Nh	0	10	0%
Colorectal	H33	RPY	The Royal Marsden Hospital Nhs	1	8	11%
Colorectal	H10	RPY	The Royal Marsden Hospital Nhs	0	2	0%
Colorectal	H07	RQ6	Royal Liverpool & Broadgreen H	5	28	15%
Colorectal	H33	RQ6	Royal Liverpool & Broadgreen H	2	53	4%
Colorectal	H06	RQ6	Royal Liverpool & Broadgreen H	0	8	0%
Colorectal	H09	RQ6	Royal Liverpool & Broadgreen H	0	4	0%

Colorectal	H10	RQ6	Royal Liverpool & Broadgreen H	0	25	0%
Colorectal	H06	RQ8	Mid Essex Hospitals Nhs Trust	1	11	8%
Colorectal	H07	RQ8	Mid Essex Hospitals Nhs Trust	1	27	4%
Colorectal	H09	RQ8	Mid Essex Hospitals Nhs Trust	0	7	0%
Colorectal	H10	RQ8	Mid Essex Hospitals Nhs Trust	0	19	0%
Colorectal	H33	RQ8	Mid Essex Hospitals Nhs Trust	0	64	0%
Colorectal	H09	RQL	Mount Vernon & Watford Hospita	1	4	20%
Colorectal	H10	RQL	Mount Vernon & Watford Hospita	1	12	8%
Colorectal	H06	RQL	Mount Vernon & Watford Hospita	0	11	0%
Colorectal	H07	RQL	Mount Vernon & Watford Hospita	0	12	0%
Colorectal	H33	RQL	Mount Vernon & Watford Hospita	0	22	0%
Colorectal	H10	RQN	The Hammersmith Hospitals Nhs	2	5	29%
Colorectal	H33	RQN	The Hammersmith Hospitals Nhs	3	22	12%
Colorectal	H06	RQN	The Hammersmith Hospitals Nhs	0	2	0%
Colorectal	H07	RQN	The Hammersmith Hospitals Nhs	0	16	0%
Colorectal	H09	RQN	The Hammersmith Hospitals Nhs	0	10	0%
Colorectal	H10	RQQ	Hinchingbrooke Healthcare Nhs	1	5	17%
Colorectal	H07	RQQ	Hinchingbrooke Healthcare Nhs	1	17	6%
Colorectal	H33	RQQ	Hinchingbrooke Healthcare Nhs	1	32	3%
Colorectal	H06	RQQ	Hinchingbrooke Healthcare Nhs	0	3	0%
Colorectal	H09	RQQ	Hinchingbrooke Healthcare Nhs	0	6	0%
Colorectal	H06	RQU	Grantham & District Hospital N	1	3	25%
Colorectal	H07	RQU	Grantham & District Hospital N	1	9	10%
Colorectal	H33	RQU	Grantham & District Hospital N	1	23	4%
Colorectal	H09	RQU	Grantham & District Hospital N	0	5	0%
Colorectal	H10	RQU	Grantham & District Hospital N	0	2	0%
Colorectal	H07	RQV	Essex & Hertfordshire Communit	0	1	0%
Colorectal	H07	RQW	The Princess Alexandra Hospita	3	16	16%
Colorectal	H33	RQW	The Princess Alexandra Hospita	4	22	15%
Colorectal	H06	RQW	The Princess Alexandra Hospita	1	8	11%
Colorectal	H09	RQW	The Princess Alexandra Hospita	0	5	0%
Colorectal	H10	RQW	The Princess Alexandra Hospita	0	14	0%
Colorectal	H07	RQX	Homerton Hospital Nhs Trust	1	10	9%
Colorectal	H33	RQX	Homerton Hospital Nhs Trust	1	14	7%
Colorectal	H06	RQX	Homerton Hospital Nhs Trust	0	3	0%
Colorectal	H09	RQX	Homerton Hospital Nhs Trust	0	4	0%
Colorectal	H10	RQX	Homerton Hospital Nhs Trust	0	2	0%
Colorectal	H07	RR1	Birmingham Heartlands & Solihu	4	35	10%
Colorectal	H33	RR1	Birmingham Heartlands & Solihu	3	61	5%
Colorectal	H06	RR1	Birmingham Heartlands & Solihu	0	3	0%
Colorectal	H09	RR1	Birmingham Heartlands & Solihu	0	6	0%
Colorectal	H10	RR1	Birmingham Heartlands & Solihu	0	17	0%
Colorectal	H07	RR2	Isle Of Wight Healthcare Nhs T	1	18	5%
Colorectal	H06	RR2	Isle Of Wight Healthcare Nhs T	0	3	0%
Colorectal	H09	RR2	Isle Of Wight Healthcare Nhs T	0	4	0%
Colorectal	H10	RR2	Isle Of Wight Healthcare Nhs T	0	11	0%
Colorectal	H33	RR2	Isle Of Wight Healthcare Nhs T	0	29	0%
Colorectal	H06	RR4	Pinderfields & Pontefract Hosp	1	10	9%
Colorectal	H07	RR4	Pinderfields & Pontefract Hosp	2	24	8%
Colorectal	H33	RR4	Pinderfields & Pontefract Hosp	2	74	3%
Colorectal	H09	RR4	Pinderfields & Pontefract Hosp	0	8	0%
Colorectal	H10	RR4	Pinderfields & Pontefract Hosp	0	16	0%
Colorectal	H06	RR7	Gateshead Health Nhs Trust	2	2	50%
Colorectal	H33	RR7	Gateshead Health Nhs Trust	4	24	14%
Colorectal	H09	RR7	Gateshead Health Nhs Trust	1	9	10%
Colorectal	H07	RR7	Gateshead Health Nhs Trust	2	21	9%
Colorectal	H10	RR7	Gateshead Health Nhs Trust	0	4	0%
Colorectal	H09	RR8	Leeds Teaching Hospitals Nhs T	2	18	10%
Colorectal	H07	RR8	Leeds Teaching Hospitals Nhs T	7	67	9%
Colorectal	H33	RR8	Leeds Teaching Hospitals Nhs T	10	122	8%
Colorectal	H10	RR8	Leeds Teaching Hospitals Nhs T	1	20	5%
Colorectal	H06	RR8	Leeds Teaching Hospitals Nhs T	0	20	0%
Colorectal	H33	RR9	North Durham Health Care Nhs T	6	48	11%
Colorectal	H10	RR9	North Durham Health Care Nhs T	1	13	7%
Colorectal	H07	RR9	North Durham Health Care Nhs T	1	27	4%
Colorectal	H06	RR9	North Durham Health Care Nhs T	0	7	0%
Colorectal	H09	RR9	North Durham Health Care Nhs T	0	5	0%
Colorectal	H06	RRK	University Hospital Birmingham	1	2	33%
Colorectal	H10	RRK	University Hospital Birmingham	1	15	6%
Colorectal	H07	RRK	University Hospital Birmingham	1	33	3%
Colorectal	H09	RRK	University Hospital Birmingham	0	8	0%
Colorectal	H33	RRK	University Hospital Birmingham	0	102	0%
Colorectal	H10	RRV	University College London Hosp	1	3	25%
Colorectal	H33	RRV	University College London Hosp	1	13	7%
Colorectal	H06	RRV	University College London Hosp	0	2	0%

Colorectal	H07	RRV	University College London Hosp	0	13	0%
Colorectal	H09	RRV	University College London Hosp	0	4	0%
Colorectal	H07	RRX	Lincoln & Louth Nhs Trust	3	28	10%
Colorectal	H10	RRX	Lincoln & Louth Nhs Trust	1	25	4%
Colorectal	H06	RRX	Lincoln & Louth Nhs Trust	0	10	0%
Colorectal	H09	RRX	Lincoln & Louth Nhs Trust	0	2	0%
Colorectal	H33	RRX	Lincoln & Louth Nhs Trust	0	45	0%
Colorectal	H10	RTA	South Durham Health Care Nhs T	1	19	5%
Colorectal	H07	RTA	South Durham Health Care Nhs T	1	23	4%
Colorectal	H33	RTA	South Durham Health Care Nhs T	2	53	4%
Colorectal	H06	RTA	South Durham Health Care Nhs T	0	5	0%
Colorectal	H09	RTA	South Durham Health Care Nhs T	0	9	0%
Colorectal	H06	RTD	The Newcastle Upon Tyne Hospit	1	14	7%
Colorectal	H33	RTD	The Newcastle Upon Tyne Hospit	5	70	7%
Colorectal	H07	RTD	The Newcastle Upon Tyne Hospit	2	35	5%
Colorectal	H09	RTD	The Newcastle Upon Tyne Hospit	1	34	3%
Colorectal	H10	RTD	The Newcastle Upon Tyne Hospit	0	6	0%
Colorectal	H09	RTF	Northumbria Health Care Nhs Tr	1	22	4%
Colorectal	H10	RTF	Northumbria Health Care Nhs Tr	1	22	4%
Colorectal	H33	RTF	Northumbria Health Care Nhs Tr	3	91	3%
Colorectal	H07	RTF	Northumbria Health Care Nhs Tr	2	64	3%
Colorectal	H06	RTF	Northumbria Health Care Nhs Tr	0	10	0%
Colorectal	H06	RTG	Southern Derbyshire Acute Hosp	1	3	25%
Colorectal	H07	RTG	Southern Derbyshire Acute Hosp	4	33	11%
Colorectal	H09	RTG	Southern Derbyshire Acute Hosp	1	9	10%
Colorectal	H10	RTG	Southern Derbyshire Acute Hosp	1	13	7%
Colorectal	H33	RTG	Southern Derbyshire Acute Hosp	4	62	6%
Colorectal	H06	RTH	Oxford Radcliffe Hospital Nhs	1	10	9%
Colorectal	H09	RTH	Oxford Radcliffe Hospital Nhs	1	16	6%
Colorectal	H10	RTH	Oxford Radcliffe Hospital Nhs	1	26	4%
Colorectal	H07	RTH	Oxford Radcliffe Hospital Nhs	2	59	3%
Colorectal	H33	RTH	Oxford Radcliffe Hospital Nhs	2	98	2%
Colorectal	H06	RTK	Ashford & St Peter'S Hospitals	1	3	25%
Colorectal	H09	RTK	Ashford & St Peter'S Hospitals	1	7	13%
Colorectal	H07	RTK	Ashford & St Peter'S Hospitals	3	29	9%
Colorectal	H10	RTK	Ashford & St Peter'S Hospitals	1	10	9%
Colorectal	H33	RTK	Ashford & St Peter'S Hospitals	4	48	8%
Colorectal	H06	RTP	Surrey & Sussex Healthcare Nhs	1	8	11%
Colorectal	H07	RTP	Surrey & Sussex Healthcare Nhs	1	22	4%
Colorectal	H09	RTP	Surrey & Sussex Healthcare Nhs	0	5	0%
Colorectal	H10	RTP	Surrey & Sussex Healthcare Nhs	0	3	0%
Colorectal	H33	RTP	Surrey & Sussex Healthcare Nhs	0	43	0%
Colorectal	H07	RTX	Morecambe Bay Hospitals Nhs Tr	1	35	3%
Colorectal	H06	RTX	Morecambe Bay Hospitals Nhs Tr	0	6	0%
Colorectal	H09	RTX	Morecambe Bay Hospitals Nhs Tr	0	11	0%
Colorectal	H10	RTX	Morecambe Bay Hospitals Nhs Tr	0	17	0%
Colorectal	H33	RTX	Morecambe Bay Hospitals Nhs Tr	0	56	0%
Colorectal	H07	RV8	Northwick Park/Central Middles	5	32	14%
Colorectal	H06	RV8	Northwick Park/Central Middles	1	8	11%
Colorectal	H09	RV8	Northwick Park/Central Middles	0	14	0%
Colorectal	H10	RV8	Northwick Park/Central Middles	0	11	0%
Colorectal	H33	RV8	Northwick Park/Central Middles	0	85	0%
Colorectal	H06	RVJ	North Bristol Nhs Trust	1	10	9%
Colorectal	H33	RVJ	North Bristol Nhs Trust	7	103	6%
Colorectal	H09	RVJ	North Bristol Nhs Trust	1	17	6%
Colorectal	H07	RVJ	North Bristol Nhs Trust	2	52	4%
Colorectal	H10	RVJ	North Bristol Nhs Trust	0	10	0%
Colorectal	H10	RVL	Chase Farm Wellhouse Nhs Trust	2	15	12%
Colorectal	H07	RVL	Chase Farm Wellhouse Nhs Trust	3	33	8%
Colorectal	H33	RVL	Chase Farm Wellhouse Nhs Trust	3	63	5%
Colorectal	H06	RVL	Chase Farm Wellhouse Nhs Trust	0	4	0%
Colorectal	H09	RVL	Chase Farm Wellhouse Nhs Trust	0	11	0%
Colorectal	H09	RVR	Epsom/St Helier Nhs Trust	1	7	13%
Colorectal	H06	RVR	Epsom/St Helier Nhs Trust	1	11	8%
Colorectal	H07	RVR	Epsom/St Helier Nhs Trust	3	33	8%
Colorectal	H33	RVR	Epsom/St Helier Nhs Trust	3	51	6%
Colorectal	H10	RVR	Epsom/St Helier Nhs Trust	1	25	4%
Colorectal	H06	RVV	East Kent Hospitals Nhs Trust	2	9	18%
Colorectal	H09	RVV	East Kent Hospitals Nhs Trust	1	10	9%
Colorectal	H07	RVV	East Kent Hospitals Nhs Trust	4	59	6%
Colorectal	H33	RVV	East Kent Hospitals Nhs Trust	2	95	2%
Colorectal	H10	RVV	East Kent Hospitals Nhs Trust	0	35	0%
Colorectal	H06	RVW	North Tees & Hartlepool Nhs Tr	1	8	11%
Colorectal	H07	RVW	North Tees & Hartlepool Nhs Tr	3	27	10%
Colorectal	H33	RVW	North Tees & Hartlepool Nhs Tr	7	69	9%

Colorectal	H10	RVW	North Tees & Hartlepool Nhs Tr	1	11	8%
Colorectal	H09	RVW	North Tees & Hartlepool Nhs Tr	0	15	0%
Colorectal	H07	RVY	Southport & Ormskirk Nhs Trust	1	27	4%
Colorectal	H06	RVY	Southport & Ormskirk Nhs Trust	0	7	0%
Colorectal	H09	RVY	Southport & Ormskirk Nhs Trust	0	9	0%
Colorectal	H10	RVY	Southport & Ormskirk Nhs Trust	0	7	0%
Colorectal	H33	RVY	Southport & Ormskirk Nhs Trust	0	44	0%
Colorectal	H06	RWA	Hull & East Yorkshire Hospital	2	15	12%
Colorectal	H07	RWA	Hull & East Yorkshire Hospital	1	38	3%
Colorectal	H09	RWA	Hull & East Yorkshire Hospital	0	8	0%
Colorectal	H10	RWA	Hull & East Yorkshire Hospital	0	8	0%
Colorectal	H33	RWA	Hull & East Yorkshire Hospital	0	82	0%
GU	M02	RA2	Royal Surrey County Hospital N	1	7	13%
GU	M34	RA2	Royal Surrey County Hospital N	0	1	0%
GU	M42	RA2	Royal Surrey County Hospital N	0	108	0%
GU	M65	RA2	Royal Surrey County Hospital N	0	26	0%
GU	N06	RA2	Royal Surrey County Hospital N	0	5	0%
GU	M02	RA3	Weston Area Health Nhs Trust	1	8	11%
GU	M42	RA3	Weston Area Health Nhs Trust	1	131	1%
GU	M61	RA3	Weston Area Health Nhs Trust	0	5	0%
GU	M65	RA3	Weston Area Health Nhs Trust	0	23	0%
GU	N06	RA3	Weston Area Health Nhs Trust	0	5	0%
GU	M65	RA4	East Somerset Nhs Trust	1	11	8%
GU	M02	RA4	East Somerset Nhs Trust	0	8	0%
GU	M34	RA4	East Somerset Nhs Trust	0	2	0%
GU	M42	RA4	East Somerset Nhs Trust	0	107	0%
GU	N06	RA4	East Somerset Nhs Trust	0	6	0%
GU	M02	RA5	East Gloucestershire Nhs Trust	0	14	0%
GU	M34	RA5	East Gloucestershire Nhs Trust	0	8	0%
GU	M42	RA5	East Gloucestershire Nhs Trust	0	190	0%
GU	M61	RA5	East Gloucestershire Nhs Trust	0	3	0%
GU	M65	RA5	East Gloucestershire Nhs Trust	0	51	0%
GU	N06	RA5	East Gloucestershire Nhs Trust	0	4	0%
GU	M02	RA7	The United Bristol Healthcare	0	20	0%
GU	M34	RA7	The United Bristol Healthcare	0	10	0%
GU	M42	RA7	The United Bristol Healthcare	0	155	0%
GU	M61	RA7	The United Bristol Healthcare	0	27	0%
GU	M65	RA7	The United Bristol Healthcare	0	30	0%
GU	N06	RA7	The United Bristol Healthcare	0	8	0%
GU	M02	RA9	South Devon Healthcare Nhs Tru	2	19	10%
GU	M42	RA9	South Devon Healthcare Nhs Tru	1	252	0%
GU	M34	RA9	South Devon Healthcare Nhs Tru	0	3	0%
GU	M61	RA9	South Devon Healthcare Nhs Tru	0	2	0%
GU	M65	RA9	South Devon Healthcare Nhs Tru	0	83	0%
GU	N06	RA9	South Devon Healthcare Nhs Tru	0	9	0%
GU	M02	RAE	Bradford Hospitals Nhs Trust	1	12	8%
GU	M42	RAE	Bradford Hospitals Nhs Trust	2	152	1%
GU	M34	RAE	Bradford Hospitals Nhs Trust	0	6	0%
GU	M65	RAE	Bradford Hospitals Nhs Trust	0	17	0%
GU	N06	RAE	Bradford Hospitals Nhs Trust	0	4	0%
GU	M02	RAF	Northern General Hospital Nhs	0	1	0%
GU	M34	RAG	Doncaster Royal Infirmary & Mo	1	9	10%
GU	M42	RAG	Doncaster Royal Infirmary & Mo	2	191	1%
GU	M02	RAG	Doncaster Royal Infirmary & Mo	0	22	0%
GU	M61	RAG	Doncaster Royal Infirmary & Mo	0	8	0%
GU	M65	RAG	Doncaster Royal Infirmary & Mo	0	32	0%
GU	N06	RAG	Doncaster Royal Infirmary & Mo	0	8	0%
GU	M42	RAJ	Southend Hospital Nhs Trust	2	259	1%
GU	M02	RAJ	Southend Hospital Nhs Trust	0	19	0%
GU	M34	RAJ	Southend Hospital Nhs Trust	0	8	0%
GU	M61	RAJ	Southend Hospital Nhs Trust	0	5	0%
GU	M65	RAJ	Southend Hospital Nhs Trust	0	35	0%
GU	N06	RAJ	Southend Hospital Nhs Trust	0	9	0%
GU	M02	RAL	The Royal Free Hampstead Hospi	0	15	0%
GU	M34	RAL	The Royal Free Hampstead Hospi	0	1	0%
GU	M42	RAL	The Royal Free Hampstead Hospi	0	84	0%
GU	M61	RAL	The Royal Free Hampstead Hospi	0	41	0%
GU	M65	RAL	The Royal Free Hampstead Hospi	0	20	0%
GU	N06	RAL	The Royal Free Hampstead Hospi	0	3	0%
GU	M61	RAN	The Royal National Orthopaedic	0	1	0%
GU	M02	RAP	North Middlesex Hospital Nhs T	0	5	0%
GU	M34	RAP	North Middlesex Hospital Nhs T	0	5	0%
GU	M42	RAP	North Middlesex Hospital Nhs T	0	87	0%
GU	M61	RAP	North Middlesex Hospital Nhs T	0	2	0%
GU	M65	RAP	North Middlesex Hospital Nhs T	0	8	0%

GU	N06	RAP	North Middlesex Hospital Nhs T	0	3	0%
GU	M65	RAQ	North Hertfordshire Nhs Trust	1	32	3%
GU	M02	RAQ	North Hertfordshire Nhs Trust	0	14	0%
GU	M34	RAQ	North Hertfordshire Nhs Trust	0	10	0%
GU	M42	RAQ	North Hertfordshire Nhs Trust	0	104	0%
GU	M61	RAQ	North Hertfordshire Nhs Trust	0	21	0%
GU	N06	RAQ	North Hertfordshire Nhs Trust	0	3	0%
GU	M02	RAS	The Hillingdon Hospital Nhs Tr	0	13	0%
GU	M34	RAS	The Hillingdon Hospital Nhs Tr	0	7	0%
GU	M42	RAS	The Hillingdon Hospital Nhs Tr	0	84	0%
GU	M61	RAS	The Hillingdon Hospital Nhs Tr	0	5	0%
GU	M65	RAS	The Hillingdon Hospital Nhs Tr	0	13	0%
GU	N06	RAS	The Hillingdon Hospital Nhs Tr	0	3	0%
GU	M34	RAX	Kingston Hospital Nhs Trust	1	2	33%
GU	M65	RAX	Kingston Hospital Nhs Trust	1	21	5%
GU	M42	RAX	Kingston Hospital Nhs Trust	1	122	1%
GU	M02	RAX	Kingston Hospital Nhs Trust	0	6	0%
GU	N06	RAX	Kingston Hospital Nhs Trust	0	1	0%
GU	M02	RBA	Taunton & Somerset Nhs Trust	1	13	7%
GU	M42	RBA	Taunton & Somerset Nhs Trust	1	212	0%
GU	M34	RBA	Taunton & Somerset Nhs Trust	0	2	0%
GU	M61	RBA	Taunton & Somerset Nhs Trust	0	1	0%
GU	M65	RBA	Taunton & Somerset Nhs Trust	0	42	0%
GU	N06	RBA	Taunton & Somerset Nhs Trust	0	5	0%
GU	M65	RBD	West Dorset General Hospitals	1	34	3%
GU	M02	RBD	West Dorset General Hospitals	0	13	0%
GU	M34	RBD	West Dorset General Hospitals	0	3	0%
GU	M42	RBD	West Dorset General Hospitals	0	161	0%
GU	M61	RBD	West Dorset General Hospitals	0	2	0%
GU	N06	RBD	West Dorset General Hospitals	0	3	0%
GU	M42	RBK	Walsall Hospitals Nhs Trust	1	192	1%
GU	M02	RBK	Walsall Hospitals Nhs Trust	0	14	0%
GU	M34	RBK	Walsall Hospitals Nhs Trust	0	4	0%
GU	M65	RBK	Walsall Hospitals Nhs Trust	0	30	0%
GU	N06	RBK	Walsall Hospitals Nhs Trust	0	10	0%
GU	M02	RBL	Wirral Hospital Nhs Trust	0	20	0%
GU	M34	RBL	Wirral Hospital Nhs Trust	0	9	0%
GU	M42	RBL	Wirral Hospital Nhs Trust	0	184	0%
GU	M61	RBL	Wirral Hospital Nhs Trust	0	3	0%
GU	M65	RBL	Wirral Hospital Nhs Trust	0	34	0%
GU	N06	RBL	Wirral Hospital Nhs Trust	0	10	0%
GU	M42	RBN	St Helens & Knowsley Hospitals	1	202	0%
GU	M02	RBN	St Helens & Knowsley Hospitals	0	17	0%
GU	M34	RBN	St Helens & Knowsley Hospitals	0	3	0%
GU	M65	RBN	St Helens & Knowsley Hospitals	0	73	0%
GU	N06	RBN	St Helens & Knowsley Hospitals	0	16	0%
GU	M02	RBS	Royal Liverpool Childrens Nhs	0	3	0%
GU	M34	RBT	The Mid Cheshire Hospitals Nhs	1	7	13%
GU	M02	RBT	The Mid Cheshire Hospitals Nhs	0	20	0%
GU	M42	RBT	The Mid Cheshire Hospitals Nhs	0	193	0%
GU	M61	RBT	The Mid Cheshire Hospitals Nhs	0	27	0%
GU	M65	RBT	The Mid Cheshire Hospitals Nhs	0	37	0%
GU	N06	RBT	The Mid Cheshire Hospitals Nhs	0	7	0%
GU	M02	RBU	Central Manchester Healthcare	0	11	0%
GU	M34	RBU	Central Manchester Healthcare	0	5	0%
GU	M42	RBU	Central Manchester Healthcare	0	129	0%
GU	M61	RBU	Central Manchester Healthcare	0	1	0%
GU	M65	RBU	Central Manchester Healthcare	0	10	0%
GU	N06	RBU	Central Manchester Healthcare	0	5	0%
GU	M02	RBV	Christie Hospital Nhs Trust	0	1	0%
GU	M34	RBV	Christie Hospital Nhs Trust	0	18	0%
GU	M42	RBV	Christie Hospital Nhs Trust	0	26	0%
GU	M61	RBV	Christie Hospital Nhs Trust	0	13	0%
GU	M65	RBV	Christie Hospital Nhs Trust	0	3	0%
GU	N06	RBV	Christie Hospital Nhs Trust	0	3	0%
GU	M02	RBZ	Northern Devon Healthcare Nhs	0	11	0%
GU	M34	RBZ	Northern Devon Healthcare Nhs	0	6	0%
GU	M42	RBZ	Northern Devon Healthcare Nhs	0	103	0%
GU	M61	RBZ	Northern Devon Healthcare Nhs	0	6	0%
GU	M65	RBZ	Northern Devon Healthcare Nhs	0	29	0%
GU	N06	RBZ	Northern Devon Healthcare Nhs	0	6	0%
GU	M34	RC1	Bedford Hospitals Nhs Trust	1	1	50%
GU	M02	RC1	Bedford Hospitals Nhs Trust	0	13	0%
GU	M42	RC1	Bedford Hospitals Nhs Trust	0	84	0%
GU	M61	RC1	Bedford Hospitals Nhs Trust	0	1	0%

GU	M65	RC1	Bedford Hospitals Nhs Trust	0	6	0%
GU	N06	RC1	Bedford Hospitals Nhs Trust	0	2	0%
GU	M02	RC3	Ealing Hospital Nhs Trust	0	4	0%
GU	M34	RC3	Ealing Hospital Nhs Trust	0	3	0%
GU	M42	RC3	Ealing Hospital Nhs Trust	0	72	0%
GU	M65	RC3	Ealing Hospital Nhs Trust	0	14	0%
GU	N06	RC3	Ealing Hospital Nhs Trust	0	3	0%
GU	M02	RC4	East Hertfordshire Nhs Trust	0	5	0%
GU	M42	RC4	East Hertfordshire Nhs Trust	0	111	0%
GU	M65	RC4	East Hertfordshire Nhs Trust	0	10	0%
GU	N06	RC4	East Hertfordshire Nhs Trust	0	2	0%
GU	M34	RC9	Luton & Dunstable Hospital Nhs	1	8	11%
GU	M02	RC9	Luton & Dunstable Hospital Nhs	1	11	8%
GU	M42	RC9	Luton & Dunstable Hospital Nhs	0	104	0%
GU	M61	RC9	Luton & Dunstable Hospital Nhs	0	5	0%
GU	M65	RC9	Luton & Dunstable Hospital Nhs	0	24	0%
GU	N06	RC9	Luton & Dunstable Hospital Nhs	0	8	0%
GU	M42	RCA	Northallerton Health Services	0	34	0%
GU	M65	RCA	Northallerton Health Services	0	4	0%
GU	M02	RCB	York Health Services Nhs Trust	2	24	8%
GU	M42	RCB	York Health Services Nhs Trust	1	180	1%
GU	M34	RCB	York Health Services Nhs Trust	0	4	0%
GU	M61	RCB	York Health Services Nhs Trust	0	14	0%
GU	M65	RCB	York Health Services Nhs Trust	0	35	0%
GU	N06	RCB	York Health Services Nhs Trust	0	13	0%
GU	M42	RCC	Scarborough & Ne Yorkshire Hea	2	121	2%
GU	M02	RCC	Scarborough & Ne Yorkshire Hea	0	9	0%
GU	M34	RCC	Scarborough & Ne Yorkshire Hea	0	3	0%
GU	M65	RCC	Scarborough & Ne Yorkshire Hea	0	34	0%
GU	N06	RCC	Scarborough & Ne Yorkshire Hea	0	4	0%
GU	M34	RCD	Harrogate Health Care Nhs Trus	2	4	33%
GU	M42	RCD	Harrogate Health Care Nhs Trus	1	125	1%
GU	M02	RCD	Harrogate Health Care Nhs Trus	0	6	0%
GU	M65	RCD	Harrogate Health Care Nhs Trus	0	20	0%
GU	N06	RCD	Harrogate Health Care Nhs Trus	0	4	0%
GU	M02	RCF	Airedale Nhs Trust	1	10	9%
GU	M34	RCF	Airedale Nhs Trust	0	6	0%
GU	M42	RCF	Airedale Nhs Trust	0	183	0%
GU	M61	RCF	Airedale Nhs Trust	0	9	0%
GU	M65	RCF	Airedale Nhs Trust	0	37	0%
GU	N06	RCF	Airedale Nhs Trust	0	20	0%
GU	M34	RCJ	South Tees Acute Hospitals Nhs	2	16	11%
GU	M02	RCJ	South Tees Acute Hospitals Nhs	1	23	4%
GU	M42	RCJ	South Tees Acute Hospitals Nhs	2	250	1%
GU	M61	RCJ	South Tees Acute Hospitals Nhs	0	51	0%
GU	M65	RCJ	South Tees Acute Hospitals Nhs	0	43	0%
GU	N06	RCJ	South Tees Acute Hospitals Nhs	0	11	0%
GU	M02	RCP	Bassetlaw Hospital & Community	0	8	0%
GU	M42	RCP	Bassetlaw Hospital & Community	0	156	0%
GU	M65	RCP	Bassetlaw Hospital & Community	0	18	0%
GU	N06	RCP	Bassetlaw Hospital & Community	0	8	0%
GU	M34	RCS	Nottingham City Hospital Nhs T	1	27	4%
GU	M02	RCS	Nottingham City Hospital Nhs T	1	45	2%
GU	M42	RCS	Nottingham City Hospital Nhs T	1	567	0%
GU	M61	RCS	Nottingham City Hospital Nhs T	0	11	0%
GU	M65	RCS	Nottingham City Hospital Nhs T	0	178	0%
GU	N06	RCS	Nottingham City Hospital Nhs T	0	20	0%
GU	M02	RCU	Sheffield Children'S Hospital	0	2	0%
GU	M42	RCV	Central Sheffield University H	3	324	1%
GU	M02	RCV	Central Sheffield University H	0	33	0%
GU	M34	RCV	Central Sheffield University H	0	13	0%
GU	M61	RCV	Central Sheffield University H	0	5	0%
GU	M65	RCV	Central Sheffield University H	0	16	0%
GU	N06	RCV	Central Sheffield University H	0	15	0%
GU	M02	RCX	Kings Lynn & Wisbech Hospitals	1	15	6%
GU	M65	RCX	Kings Lynn & Wisbech Hospitals	1	30	3%
GU	M34	RCX	Kings Lynn & Wisbech Hospitals	0	8	0%
GU	M42	RCX	Kings Lynn & Wisbech Hospitals	0	237	0%
GU	M61	RCX	Kings Lynn & Wisbech Hospitals	0	1	0%
GU	N06	RCX	Kings Lynn & Wisbech Hospitals	0	11	0%
GU	M02	RD1	Royal United Hospital Bath Nhs	0	31	0%
GU	M34	RD1	Royal United Hospital Bath Nhs	0	5	0%
GU	M42	RD1	Royal United Hospital Bath Nhs	0	215	0%
GU	M61	RD1	Royal United Hospital Bath Nhs	0	13	0%
GU	M65	RD1	Royal United Hospital Bath Nhs	0	16	0%

GU	N06	RD1	Royal United Hospital Bath Nhs	0	5	0%
GU	M02	RD7	Heatherwood & Wexham Park Hosp	0	10	0%
GU	M34	RD7	Heatherwood & Wexham Park Hosp	0	8	0%
GU	M42	RD7	Heatherwood & Wexham Park Hosp	0	45	0%
GU	M61	RD7	Heatherwood & Wexham Park Hosp	0	7	0%
GU	M65	RD7	Heatherwood & Wexham Park Hosp	0	7	0%
GU	N06	RD7	Heatherwood & Wexham Park Hosp	0	8	0%
GU	M02	RD8	Milton Keynes General Hospital	0	10	0%
GU	M42	RD8	Milton Keynes General Hospital	0	129	0%
GU	M65	RD8	Milton Keynes General Hospital	0	38	0%
GU	N06	RD8	Milton Keynes General Hospital	0	10	0%
GU	M34	RDD	Basildon & Thurrock General Ho	1	3	25%
GU	M42	RDD	Basildon & Thurrock General Ho	1	215	0%
GU	M02	RDD	Basildon & Thurrock General Ho	0	22	0%
GU	M61	RDD	Basildon & Thurrock General Ho	0	6	0%
GU	M65	RDD	Basildon & Thurrock General Ho	0	26	0%
GU	N06	RDD	Basildon & Thurrock General Ho	0	15	0%
GU	M34	RDE	Essex Rivers Healthcare Nhs Tr	1	15	6%
GU	M02	RDE	Essex Rivers Healthcare Nhs Tr	0	8	0%
GU	M42	RDE	Essex Rivers Healthcare Nhs Tr	0	255	0%
GU	M61	RDE	Essex Rivers Healthcare Nhs Tr	0	4	0%
GU	M65	RDE	Essex Rivers Healthcare Nhs Tr	0	41	0%
GU	N06	RDE	Essex Rivers Healthcare Nhs Tr	0	10	0%
GU	M02	RDF	Forest Healthcare Nhs Trust	1	12	8%
GU	M42	RDF	Forest Healthcare Nhs Trust	2	178	1%
GU	M34	RDF	Forest Healthcare Nhs Trust	0	2	0%
GU	M61	RDF	Forest Healthcare Nhs Trust	0	4	0%
GU	M65	RDF	Forest Healthcare Nhs Trust	0	24	0%
GU	N06	RDF	Forest Healthcare Nhs Trust	0	5	0%
GU	M34	RDL	Eastbourne Hospitals Nhs Trust	2	8	20%
GU	M42	RDL	Eastbourne Hospitals Nhs Trust	2	240	1%
GU	M02	RDL	Eastbourne Hospitals Nhs Trust	0	20	0%
GU	M61	RDL	Eastbourne Hospitals Nhs Trust	0	7	0%
GU	M65	RDL	Eastbourne Hospitals Nhs Trust	0	52	0%
GU	N06	RDL	Eastbourne Hospitals Nhs Trust	0	7	0%
GU	M02	RDM	Hastings & Rother Nhs Trust	0	4	0%
GU	M34	RDM	Hastings & Rother Nhs Trust	0	7	0%
GU	M42	RDM	Hastings & Rother Nhs Trust	0	117	0%
GU	M61	RDM	Hastings & Rother Nhs Trust	0	7	0%
GU	M65	RDM	Hastings & Rother Nhs Trust	0	17	0%
GU	N06	RDM	Hastings & Rother Nhs Trust	0	10	0%
GU	M02	RDU	Frimley Park Hospital Nhs Trus	0	20	0%
GU	M34	RDU	Frimley Park Hospital Nhs Trus	0	4	0%
GU	M42	RDU	Frimley Park Hospital Nhs Trus	0	115	0%
GU	M61	RDU	Frimley Park Hospital Nhs Trus	0	21	0%
GU	M65	RDU	Frimley Park Hospital Nhs Trus	0	13	0%
GU	N06	RDU	Frimley Park Hospital Nhs Trus	0	14	0%
GU	M42	RDY	Dorset Healthcare Nhs Trust	0	17	0%
GU	M02	RDZ	Royal Bournemouth & Christchur	1	40	2%
GU	M65	RDZ	Royal Bournemouth & Christchur	1	68	1%
GU	M42	RDZ	Royal Bournemouth & Christchur	2	533	0%
GU	M34	RDZ	Royal Bournemouth & Christchur	0	6	0%
GU	M61	RDZ	Royal Bournemouth & Christchur	0	21	0%
GU	N06	RDZ	Royal Bournemouth & Christchur	0	5	0%
GU	M42	RE7	West Cumbria Healthcare Nhs Tr	1	69	1%
GU	M02	RE7	West Cumbria Healthcare Nhs Tr	0	6	0%
GU	M65	RE7	West Cumbria Healthcare Nhs Tr	0	18	0%
GU	N06	RE7	West Cumbria Healthcare Nhs Tr	0	2	0%
GU	M34	RE9	South Tyneside Healthcare Nhs	1	2	33%
GU	M02	RE9	South Tyneside Healthcare Nhs	0	11	0%
GU	M42	RE9	South Tyneside Healthcare Nhs	0	76	0%
GU	M65	RE9	South Tyneside Healthcare Nhs	0	11	0%
GU	N06	RE9	South Tyneside Healthcare Nhs	0	1	0%
GU	M65	REA	Exeter & District Community He	0	1	0%
GU	N06	REA	Exeter & District Community He	0	2	0%
GU	M02	REF	Royal Cornwall Hospitals & Wes	1	46	2%
GU	M42	REF	Royal Cornwall Hospitals & Wes	1	278	0%
GU	M34	REF	Royal Cornwall Hospitals & Wes	0	11	0%
GU	M61	REF	Royal Cornwall Hospitals & Wes	0	3	0%
GU	M65	REF	Royal Cornwall Hospitals & Wes	0	83	0%
GU	N06	REF	Royal Cornwall Hospitals & Wes	0	10	0%
GU	M65	REM	Aintree Hospitals Nhs Trust	1	29	3%
GU	M42	REM	Aintree Hospitals Nhs Trust	2	309	1%
GU	M02	REM	Aintree Hospitals Nhs Trust	0	16	0%
GU	M34	REM	Aintree Hospitals Nhs Trust	0	4	0%

GU	N06	REM	Aintree Hospitals Nhs Trust	0	8	0%
GU	M42	REU	Burnley Healthcare Nhs Trust	1	172	1%
GU	M02	REU	Burnley Healthcare Nhs Trust	0	9	0%
GU	M34	REU	Burnley Healthcare Nhs Trust	0	1	0%
GU	M65	REU	Burnley Healthcare Nhs Trust	0	18	0%
GU	N06	REU	Burnley Healthcare Nhs Trust	0	5	0%
GU	M02	REX	Oldham Nhs Trust	0	12	0%
GU	M34	REX	Oldham Nhs Trust	0	6	0%
GU	M42	REX	Oldham Nhs Trust	0	204	0%
GU	M61	REX	Oldham Nhs Trust	0	1	0%
GU	M65	REX	Oldham Nhs Trust	0	27	0%
GU	N06	REX	Oldham Nhs Trust	0	4	0%
GU	M42	REZ	Rochdale Healthcare Nhs Trust	1	85	1%
GU	M02	REZ	Rochdale Healthcare Nhs Trust	0	13	0%
GU	M65	REZ	Rochdale Healthcare Nhs Trust	0	25	0%
GU	N06	REZ	Rochdale Healthcare Nhs Trust	0	5	0%
GU	M02	RF6	North East Lincolnshire Nhs Tr	1	14	7%
GU	M34	RF6	North East Lincolnshire Nhs Tr	0	3	0%
GU	M42	RF6	North East Lincolnshire Nhs Tr	0	138	0%
GU	M65	RF6	North East Lincolnshire Nhs Tr	0	39	0%
GU	N06	RF6	North East Lincolnshire Nhs Tr	0	6	0%
GU	M42	RF7	Scunthorpe & Goole Hospitals N	1	168	1%
GU	M02	RF7	Scunthorpe & Goole Hospitals N	0	7	0%
GU	M34	RF7	Scunthorpe & Goole Hospitals N	0	8	0%
GU	M61	RF7	Scunthorpe & Goole Hospitals N	0	2	0%
GU	M65	RF7	Scunthorpe & Goole Hospitals N	0	9	0%
GU	N06	RF7	Scunthorpe & Goole Hospitals N	0	5	0%
GU	M02	RFB	Leicester General Hospital Nhs	1	38	3%
GU	M42	RFB	Leicester General Hospital Nhs	3	383	1%
GU	M34	RFB	Leicester General Hospital Nhs	0	14	0%
GU	M61	RFB	Leicester General Hospital Nhs	0	4	0%
GU	M65	RFB	Leicester General Hospital Nhs	0	67	0%
GU	N06	RFB	Leicester General Hospital Nhs	0	25	0%
GU	M02	RFD	Leicester Royal Infirmary Nhs	0	2	0%
GU	M02	RFF	Barnsley District General Hosp	0	11	0%
GU	M42	RFF	Barnsley District General Hosp	0	159	0%
GU	M61	RFF	Barnsley District General Hosp	0	1	0%
GU	M65	RFF	Barnsley District General Hosp	0	13	0%
GU	N06	RFF	Barnsley District General Hosp	0	10	0%
GU	M42	RFJ	Central Nottinghamshire Health	0	98	0%
GU	M65	RFJ	Central Nottinghamshire Health	0	21	0%
GU	N06	RFJ	Central Nottinghamshire Health	0	3	0%
GU	M02	RFK	Queen'S Medical Centre Nottin	0	2	0%
GU	M02	RFL	Glenfield Hospital Nhs Trust	0	1	0%
GU	M42	RFR	Rotherham General Hospitals Nh	1	112	1%
GU	M02	RFR	Rotherham General Hospitals Nh	0	15	0%
GU	M34	RFR	Rotherham General Hospitals Nh	0	5	0%
GU	M61	RFR	Rotherham General Hospitals Nh	0	1	0%
GU	M65	RFR	Rotherham General Hospitals Nh	0	14	0%
GU	N06	RFR	Rotherham General Hospitals Nh	0	8	0%
GU	M65	RFS	Chesterfield & North Derbyshir	1	18	5%
GU	M42	RFS	Chesterfield & North Derbyshir	1	170	1%
GU	M02	RFS	Chesterfield & North Derbyshir	0	10	0%
GU	M34	RFS	Chesterfield & North Derbyshir	0	3	0%
GU	M61	RFS	Chesterfield & North Derbyshir	0	4	0%
GU	N06	RFS	Chesterfield & North Derbyshir	0	9	0%
GU	M02	RFW	West Middlesex University Nhs	0	11	0%
GU	M34	RFW	West Middlesex University Nhs	0	2	0%
GU	M42	RFW	West Middlesex University Nhs	0	99	0%
GU	M65	RFW	West Middlesex University Nhs	0	14	0%
GU	N06	RFW	West Middlesex University Nhs	0	1	0%
GU	M02	RG1	Mid Kent Healthcare Nhs Trust	0	9	0%
GU	M34	RG1	Mid Kent Healthcare Nhs Trust	0	2	0%
GU	M42	RG1	Mid Kent Healthcare Nhs Trust	0	177	0%
GU	M61	RG1	Mid Kent Healthcare Nhs Trust	0	12	0%
GU	M65	RG1	Mid Kent Healthcare Nhs Trust	0	12	0%
GU	N06	RG1	Mid Kent Healthcare Nhs Trust	0	2	0%
GU	M42	RG2	Greenwich Healthcare Nhs Trust	1	167	1%
GU	M02	RG2	Greenwich Healthcare Nhs Trust	0	14	0%
GU	M34	RG2	Greenwich Healthcare Nhs Trust	0	1	0%
GU	M65	RG2	Greenwich Healthcare Nhs Trust	0	24	0%
GU	N06	RG2	Greenwich Healthcare Nhs Trust	0	6	0%
GU	M02	RG3	Bromley Hospitals Nhs Trust	0	19	0%
GU	M34	RG3	Bromley Hospitals Nhs Trust	0	7	0%
GU	M42	RG3	Bromley Hospitals Nhs Trust	0	173	0%

GU	M65	RG3	Bromley Hospitals Nhs Trust	0	17	0%
GU	N06	RG3	Bromley Hospitals Nhs Trust	0	9	0%
GU	M02	RG4	Redbridge Health Care Nhs Trus	0	14	0%
GU	M34	RG4	Redbridge Health Care Nhs Trus	0	1	0%
GU	M42	RG4	Redbridge Health Care Nhs Trus	0	99	0%
GU	M61	RG4	Redbridge Health Care Nhs Trus	0	35	0%
GU	M65	RG4	Redbridge Health Care Nhs Trus	0	18	0%
GU	N06	RG4	Redbridge Health Care Nhs Trus	0	5	0%
GU	M02	RG7	Havering Hospitals Nhs Trust	1	31	3%
GU	M34	RG7	Havering Hospitals Nhs Trust	0	7	0%
GU	M42	RG7	Havering Hospitals Nhs Trust	0	288	0%
GU	M61	RG7	Havering Hospitals Nhs Trust	0	6	0%
GU	M65	RG7	Havering Hospitals Nhs Trust	0	28	0%
GU	N06	RG7	Havering Hospitals Nhs Trust	0	7	0%
GU	M02	RGA	Calderdale Healthcare Nhs Trus	0	10	0%
GU	M34	RGA	Calderdale Healthcare Nhs Trus	0	5	0%
GU	M42	RGA	Calderdale Healthcare Nhs Trus	0	27	0%
GU	M65	RGA	Calderdale Healthcare Nhs Trus	0	8	0%
GU	M65	RGB	Huddersfield Nhs Trust	1	21	5%
GU	M02	RGB	Huddersfield Nhs Trust	0	10	0%
GU	M34	RGB	Huddersfield Nhs Trust	0	2	0%
GU	M42	RGB	Huddersfield Nhs Trust	0	90	0%
GU	M61	RGB	Huddersfield Nhs Trust	0	3	0%
GU	N06	RGB	Huddersfield Nhs Trust	0	4	0%
GU	M42	RGK	North West Anglia Healthcare N	0	19	0%
GU	M65	RGK	North West Anglia Healthcare N	0	4	0%
GU	N06	RGK	North West Anglia Healthcare N	0	1	0%
GU	M02	RGN	Peterborough Hospitals Nhs Tru	0	14	0%
GU	M34	RGN	Peterborough Hospitals Nhs Tru	0	6	0%
GU	M42	RGN	Peterborough Hospitals Nhs Tru	0	169	0%
GU	M61	RGN	Peterborough Hospitals Nhs Tru	0	9	0%
GU	M65	RGN	Peterborough Hospitals Nhs Tru	0	22	0%
GU	N06	RGN	Peterborough Hospitals Nhs Tru	0	6	0%
GU	M02	RGP	James Paget Hospital Nhs Trust	1	18	6%
GU	M65	RGP	James Paget Hospital Nhs Trust	1	56	2%
GU	M34	RGP	James Paget Hospital Nhs Trust	0	5	0%
GU	M42	RGP	James Paget Hospital Nhs Trust	0	269	0%
GU	M61	RGP	James Paget Hospital Nhs Trust	0	11	0%
GU	N06	RGP	James Paget Hospital Nhs Trust	0	10	0%
GU	M34	RGQ	Ipswich Hospital Nhs Trust	2	8	20%
GU	M02	RGQ	Ipswich Hospital Nhs Trust	2	16	11%
GU	M42	RGQ	Ipswich Hospital Nhs Trust	1	243	0%
GU	M61	RGQ	Ipswich Hospital Nhs Trust	0	9	0%
GU	M65	RGQ	Ipswich Hospital Nhs Trust	0	68	0%
GU	N06	RGQ	Ipswich Hospital Nhs Trust	0	9	0%
GU	M02	RGR	West Suffolk Hospitals Nhs Tru	2	7	22%
GU	M34	RGR	West Suffolk Hospitals Nhs Tru	1	9	10%
GU	M42	RGR	West Suffolk Hospitals Nhs Tru	1	187	1%
GU	M61	RGR	West Suffolk Hospitals Nhs Tru	0	4	0%
GU	M65	RGR	West Suffolk Hospitals Nhs Tru	0	18	0%
GU	N06	RGR	West Suffolk Hospitals Nhs Tru	0	6	0%
GU	M34	RGT	Addenbrooke'S Nhs Trust	1	3	25%
GU	M02	RGT	Addenbrooke'S Nhs Trust	0	20	0%
GU	M42	RGT	Addenbrooke'S Nhs Trust	0	180	0%
GU	M61	RGT	Addenbrooke'S Nhs Trust	0	7	0%
GU	M65	RGT	Addenbrooke'S Nhs Trust	0	13	0%
GU	N06	RGT	Addenbrooke'S Nhs Trust	0	10	0%
GU	M42	RGU	Brighton Health Care Nhs Trust	1	208	0%
GU	M02	RGU	Brighton Health Care Nhs Trust	0	20	0%
GU	M34	RGU	Brighton Health Care Nhs Trust	0	6	0%
GU	M61	RGU	Brighton Health Care Nhs Trust	0	8	0%
GU	M65	RGU	Brighton Health Care Nhs Trust	0	27	0%
GU	N06	RGU	Brighton Health Care Nhs Trust	0	12	0%
GU	M42	RGZ	Queen Mary'S Sidcup Nhs Trust	0	3	0%
GU	M65	RGZ	Queen Mary'S Sidcup Nhs Trust	0	1	0%
GU	N06	RGZ	Queen Mary'S Sidcup Nhs Trust	0	1	0%
GU	M02	RH2	South Buckinghamshire Nhs Trus	0	19	0%
GU	M34	RH2	South Buckinghamshire Nhs Trus	0	9	0%
GU	M42	RH2	South Buckinghamshire Nhs Trus	0	155	0%
GU	M61	RH2	South Buckinghamshire Nhs Trus	0	13	0%
GU	M65	RH2	South Buckinghamshire Nhs Trus	0	18	0%
GU	N06	RH2	South Buckinghamshire Nhs Trus	0	7	0%
GU	M02	RH6	Gloucestershire Royal Nhs Trus	1	18	5%
GU	M42	RH6	Gloucestershire Royal Nhs Trus	1	203	0%
GU	M34	RH6	Gloucestershire Royal Nhs Trus	0	6	0%

GU	M61	RH6	Gloucestershire Royal Nhs Trus	0	2	0%
GU	M65	RH6	Gloucestershire Royal Nhs Trus	0	75	0%
GU	N06	RH6	Gloucestershire Royal Nhs Trus	0	14	0%
GU	M02	RH8	Royal Devon & Exeter Healthcar	3	24	11%
GU	M65	RH8	Royal Devon & Exeter Healthcar	1	74	1%
GU	M34	RH8	Royal Devon & Exeter Healthcar	0	8	0%
GU	M42	RH8	Royal Devon & Exeter Healthcar	0	134	0%
GU	N06	RH8	Royal Devon & Exeter Healthcar	0	16	0%
GU	M42	RHM	Southampton University Hospita	1	216	0%
GU	M02	RHM	Southampton University Hospita	0	39	0%
GU	M34	RHM	Southampton University Hospita	0	25	0%
GU	M61	RHM	Southampton University Hospita	0	26	0%
GU	M65	RHM	Southampton University Hospita	0	37	0%
GU	N06	RHM	Southampton University Hospita	0	22	0%
GU	M42	RHS	Southampton Community Health S	0	46	0%
GU	M65	RHS	Southampton Community Health S	0	8	0%
GU	M42	RHU	Portsmouth Hospitals Nhs Trust	1	494	0%
GU	M02	RHU	Portsmouth Hospitals Nhs Trust	0	37	0%
GU	M34	RHU	Portsmouth Hospitals Nhs Trust	0	13	0%
GU	M61	RHU	Portsmouth Hospitals Nhs Trust	0	13	0%
GU	M65	RHU	Portsmouth Hospitals Nhs Trust	0	38	0%
GU	N06	RHU	Portsmouth Hospitals Nhs Trust	0	15	0%
GU	M42	RHW	Royal Berkshire & Battle Hospi	2	218	1%
GU	M02	RHW	Royal Berkshire & Battle Hospi	0	24	0%
GU	M34	RHW	Royal Berkshire & Battle Hospi	0	7	0%
GU	M61	RHW	Royal Berkshire & Battle Hospi	0	9	0%
GU	M65	RHW	Royal Berkshire & Battle Hospi	0	23	0%
GU	N06	RHW	Royal Berkshire & Battle Hospi	0	8	0%
GU	M02	RJ1	Guy'S & St Thomas' Nhs Trust	1	27	4%
GU	M34	RJ1	Guy'S & St Thomas' Nhs Trust	0	10	0%
GU	M42	RJ1	Guy'S & St Thomas' Nhs Trust	0	168	0%
GU	M61	RJ1	Guy'S & St Thomas' Nhs Trust	0	14	0%
GU	M65	RJ1	Guy'S & St Thomas' Nhs Trust	0	12	0%
GU	N06	RJ1	Guy'S & St Thomas' Nhs Trust	0	14	0%
GU	M42	RJ5	St Mary'S Hospital Nhs Trust	1	56	2%
GU	M02	RJ5	St Mary'S Hospital Nhs Trust	0	16	0%
GU	M34	RJ5	St Mary'S Hospital Nhs Trust	0	4	0%
GU	M61	RJ5	St Mary'S Hospital Nhs Trust	0	15	0%
GU	M65	RJ5	St Mary'S Hospital Nhs Trust	0	10	0%
GU	N06	RJ5	St Mary'S Hospital Nhs Trust	0	1	0%
GU	M42	RJ6	Mayday Healthcare Nhs Trust	1	139	1%
GU	M02	RJ6	Mayday Healthcare Nhs Trust	0	8	0%
GU	M34	RJ6	Mayday Healthcare Nhs Trust	0	15	0%
GU	M61	RJ6	Mayday Healthcare Nhs Trust	0	3	0%
GU	M65	RJ6	Mayday Healthcare Nhs Trust	0	8	0%
GU	N06	RJ6	Mayday Healthcare Nhs Trust	0	3	0%
GU	M34	RJ7	St George'S Healthcare Nhs Tru	1	5	17%
GU	M02	RJ7	St George'S Healthcare Nhs Tru	3	23	12%
GU	M42	RJ7	St George'S Healthcare Nhs Tru	0	118	0%
GU	M61	RJ7	St George'S Healthcare Nhs Tru	0	26	0%
GU	M65	RJ7	St George'S Healthcare Nhs Tru	0	22	0%
GU	N06	RJ7	St George'S Healthcare Nhs Tru	0	9	0%
GU	M02	RJB	Kidderminster Healthcare Nhs T	0	4	0%
GU	M34	RJB	Kidderminster Healthcare Nhs T	0	5	0%
GU	M42	RJB	Kidderminster Healthcare Nhs T	0	158	0%
GU	M65	RJB	Kidderminster Healthcare Nhs T	0	13	0%
GU	N06	RJB	Kidderminster Healthcare Nhs T	0	6	0%
GU	M02	RJC	South Warwickshire General Hos	0	11	0%
GU	M34	RJC	South Warwickshire General Hos	0	6	0%
GU	M42	RJC	South Warwickshire General Hos	0	193	0%
GU	M65	RJC	South Warwickshire General Hos	0	38	0%
GU	N06	RJC	South Warwickshire General Hos	0	2	0%
GU	M02	RJD	Mid Staffordshire General Hosp	0	14	0%
GU	M34	RJD	Mid Staffordshire General Hosp	0	6	0%
GU	M42	RJD	Mid Staffordshire General Hosp	0	122	0%
GU	M65	RJD	Mid Staffordshire General Hosp	0	24	0%
GU	N06	RJD	Mid Staffordshire General Hosp	0	2	0%
GU	M34	RJE	North Staffordshire Hospital N	1	15	6%
GU	M42	RJE	North Staffordshire Hospital N	1	326	0%
GU	M02	RJE	North Staffordshire Hospital N	0	31	0%
GU	M61	RJE	North Staffordshire Hospital N	0	11	0%
GU	M65	RJE	North Staffordshire Hospital N	0	62	0%
GU	N06	RJE	North Staffordshire Hospital N	0	8	0%
GU	M02	RJF	Burton Hospitals Nhs Trust	0	13	0%
GU	M34	RJF	Burton Hospitals Nhs Trust	0	2	0%

GU	M42	RJF	Burton Hospitals Nhs Trust	0	179	0%
GU	M65	RJF	Burton Hospitals Nhs Trust	0	48	0%
GU	N06	RJF	Burton Hospitals Nhs Trust	0	8	0%
GU	M02	RJH	Good Hope Hospital Nhs Trust	2	9	18%
GU	M65	RJH	Good Hope Hospital Nhs Trust	1	42	2%
GU	M42	RJH	Good Hope Hospital Nhs Trust	1	167	1%
GU	M34	RJH	Good Hope Hospital Nhs Trust	0	4	0%
GU	N06	RJH	Good Hope Hospital Nhs Trust	0	3	0%
GU	M42	RJN	East Cheshire Nhs Trust	1	156	1%
GU	M02	RJN	East Cheshire Nhs Trust	0	5	0%
GU	M34	RJN	East Cheshire Nhs Trust	0	2	0%
GU	M65	RJN	East Cheshire Nhs Trust	0	40	0%
GU	N06	RJN	East Cheshire Nhs Trust	0	4	0%
GU	M42	RJR	Countess Of Chester Hospital N	1	121	1%
GU	M02	RJR	Countess Of Chester Hospital N	0	13	0%
GU	M34	RJR	Countess Of Chester Hospital N	0	4	0%
GU	M61	RJR	Countess Of Chester Hospital N	0	11	0%
GU	M65	RJR	Countess Of Chester Hospital N	0	27	0%
GU	N06	RJR	Countess Of Chester Hospital N	0	9	0%
GU	M02	RJS	Halton General Hospital Nhs Tr	0	8	0%
GU	M34	RJS	Halton General Hospital Nhs Tr	0	2	0%
GU	M42	RJS	Halton General Hospital Nhs Tr	0	117	0%
GU	M65	RJS	Halton General Hospital Nhs Tr	0	38	0%
GU	N06	RJS	Halton General Hospital Nhs Tr	0	5	0%
GU	M02	RJY	Wigan & Leigh Health Services	1	15	6%
GU	M42	RJY	Wigan & Leigh Health Services	1	180	1%
GU	M34	RJY	Wigan & Leigh Health Services	0	5	0%
GU	M61	RJY	Wigan & Leigh Health Services	0	1	0%
GU	M65	RJY	Wigan & Leigh Health Services	0	20	0%
GU	N06	RJY	Wigan & Leigh Health Services	0	7	0%
GU	M02	RJZ	King'S Healthcare Nhs Trust	0	14	0%
GU	M34	RJZ	King'S Healthcare Nhs Trust	0	4	0%
GU	M42	RJZ	King'S Healthcare Nhs Trust	0	60	0%
GU	M61	RJZ	King'S Healthcare Nhs Trust	0	24	0%
GU	M65	RJZ	King'S Healthcare Nhs Trust	0	18	0%
GU	N06	RJZ	King'S Healthcare Nhs Trust	0	4	0%
GU	M02	RK1	Pilgrim Health Nhs Trust	2	17	11%
GU	M34	RK1	Pilgrim Health Nhs Trust	1	13	7%
GU	M42	RK1	Pilgrim Health Nhs Trust	1	210	0%
GU	M61	RK1	Pilgrim Health Nhs Trust	0	16	0%
GU	M65	RK1	Pilgrim Health Nhs Trust	0	54	0%
GU	N06	RK1	Pilgrim Health Nhs Trust	0	14	0%
GU	M65	RK5	The Kings Mill Centre For Heal	1	38	3%
GU	M42	RK5	The Kings Mill Centre For Heal	2	181	1%
GU	M02	RK5	The Kings Mill Centre For Heal	0	11	0%
GU	M34	RK5	The Kings Mill Centre For Heal	0	11	0%
GU	N06	RK5	The Kings Mill Centre For Heal	0	8	0%
GU	M02	RK9	Plymouth Hospitals Nhs Trust	0	34	0%
GU	M34	RK9	Plymouth Hospitals Nhs Trust	0	18	0%
GU	M42	RK9	Plymouth Hospitals Nhs Trust	0	216	0%
GU	M61	RK9	Plymouth Hospitals Nhs Trust	0	15	0%
GU	M65	RK9	Plymouth Hospitals Nhs Trust	0	38	0%
GU	N06	RK9	Plymouth Hospitals Nhs Trust	0	9	0%
GU	M34	RKB	Walsgrave Hospitals Nhs Trust	1	12	8%
GU	M65	RKB	Walsgrave Hospitals Nhs Trust	1	60	2%
GU	M42	RKB	Walsgrave Hospitals Nhs Trust	1	203	0%
GU	M02	RKB	Walsgrave Hospitals Nhs Trust	0	21	0%
GU	M61	RKB	Walsgrave Hospitals Nhs Trust	0	15	0%
GU	N06	RKB	Walsgrave Hospitals Nhs Trust	0	13	0%
GU	M02	RKC	Warrington Hospital Nhs Trust	0	12	0%
GU	M34	RKC	Warrington Hospital Nhs Trust	0	2	0%
GU	M42	RKC	Warrington Hospital Nhs Trust	0	117	0%
GU	M65	RKC	Warrington Hospital Nhs Trust	0	14	0%
GU	N06	RKC	Warrington Hospital Nhs Trust	0	6	0%
GU	M34	RKE	Whittington Hospital Nhs Trust	2	2	50%
GU	M02	RKE	Whittington Hospital Nhs Trust	1	7	13%
GU	M42	RKE	Whittington Hospital Nhs Trust	1	76	1%
GU	M65	RKE	Whittington Hospital Nhs Trust	0	15	0%
GU	N06	RKE	Whittington Hospital Nhs Trust	0	2	0%
GU	M02	RKF	The Princess Royal Hospital Nh	0	14	0%
GU	M34	RKF	The Princess Royal Hospital Nh	0	1	0%
GU	M42	RKF	The Princess Royal Hospital Nh	0	107	0%
GU	M65	RKF	The Princess Royal Hospital Nh	0	18	0%
GU	N06	RKF	The Princess Royal Hospital Nh	0	4	0%
GU	M34	RL4	The Royal Wolverhampton Hospit	1	5	17%

GU	M42	RL4	The Royal Wolverhampton Hospit	1	226	0%
GU	M02	RL4	The Royal Wolverhampton Hospit	0	10	0%
GU	M61	RL4	The Royal Wolverhampton Hospit	0	2	0%
GU	M65	RL4	The Royal Wolverhampton Hospit	0	48	0%
GU	N06	RL4	The Royal Wolverhampton Hospit	0	2	0%
GU	M42	RLG	Carlisle Hospitals Nhs Trust	1	114	1%
GU	M02	RLG	Carlisle Hospitals Nhs Trust	0	10	0%
GU	M34	RLG	Carlisle Hospitals Nhs Trust	0	5	0%
GU	M61	RLG	Carlisle Hospitals Nhs Trust	0	1	0%
GU	M65	RLG	Carlisle Hospitals Nhs Trust	0	49	0%
GU	N06	RLG	Carlisle Hospitals Nhs Trust	0	6	0%
GU	M02	RLN	City Hospitals Sunderland Nhs	1	36	3%
GU	M34	RLN	City Hospitals Sunderland Nhs	0	7	0%
GU	M42	RLN	City Hospitals Sunderland Nhs	0	186	0%
GU	M61	RLN	City Hospitals Sunderland Nhs	0	14	0%
GU	M65	RLN	City Hospitals Sunderland Nhs	0	38	0%
GU	N06	RLN	City Hospitals Sunderland Nhs	0	7	0%
GU	M02	RLQ	Hereford Hospitals Nhs Trust	0	9	0%
GU	M34	RLQ	Hereford Hospitals Nhs Trust	0	3	0%
GU	M42	RLQ	Hereford Hospitals Nhs Trust	0	148	0%
GU	M65	RLQ	Hereford Hospitals Nhs Trust	0	27	0%
GU	N06	RLQ	Hereford Hospitals Nhs Trust	0	8	0%
GU	M34	RLR	Worcester Royal Infirmary Nhs	3	1	75%
GU	M02	RLR	Worcester Royal Infirmary Nhs	1	11	8%
GU	M65	RLR	Worcester Royal Infirmary Nhs	1	42	2%
GU	M42	RLR	Worcester Royal Infirmary Nhs	1	141	1%
GU	M61	RLR	Worcester Royal Infirmary Nhs	0	2	0%
GU	N06	RLR	Worcester Royal Infirmary Nhs	0	10	0%
GU	M34	RLT	George Eliot Hospital Nhs Trus	1	8	11%
GU	M42	RLT	George Eliot Hospital Nhs Trus	2	114	2%
GU	M02	RLT	George Eliot Hospital Nhs Trus	0	6	0%
GU	M61	RLT	George Eliot Hospital Nhs Trus	0	13	0%
GU	M65	RLT	George Eliot Hospital Nhs Trus	0	23	0%
GU	N06	RLT	George Eliot Hospital Nhs Trus	0	7	0%
GU	M34	RLW	City Hospital Nhs Trust (Incor	2	2	50%
GU	M42	RLW	City Hospital Nhs Trust (Incor	2	126	2%
GU	M02	RLW	City Hospital Nhs Trust (Incor	0	5	0%
GU	M61	RLW	City Hospital Nhs Trust (Incor	0	18	0%
GU	M65	RLW	City Hospital Nhs Trust (Incor	0	48	0%
GU	N06	RLW	City Hospital Nhs Trust (Incor	0	5	0%
GU	M42	RLZ	Royal Shrewsbury Hospitals Nhs	1	66	1%
GU	M02	RLZ	Royal Shrewsbury Hospitals Nhs	0	21	0%
GU	M34	RLZ	Royal Shrewsbury Hospitals Nhs	0	10	0%
GU	M61	RLZ	Royal Shrewsbury Hospitals Nhs	0	12	0%
GU	M65	RLZ	Royal Shrewsbury Hospitals Nhs	0	31	0%
GU	N06	RLZ	Royal Shrewsbury Hospitals Nhs	0	4	0%
GU	M65	RM1	Norfolk & Norwich Health Care	1	93	1%
GU	M42	RM1	Norfolk & Norwich Health Care	2	457	0%
GU	M02	RM1	Norfolk & Norwich Health Care	0	21	0%
GU	M34	RM1	Norfolk & Norwich Health Care	0	18	0%
GU	M61	RM1	Norfolk & Norwich Health Care	0	21	0%
GU	N06	RM1	Norfolk & Norwich Health Care	0	14	0%
GU	M02	RM2	South Manchester University Ho	0	18	0%
GU	M34	RM2	South Manchester University Ho	0	3	0%
GU	M42	RM2	South Manchester University Ho	0	182	0%
GU	M61	RM2	South Manchester University Ho	0	2	0%
GU	M65	RM2	South Manchester University Ho	0	45	0%
GU	N06	RM2	South Manchester University Ho	0	11	0%
GU	M02	RM3	Salford Royal Hospitals Nhs Tr	0	10	0%
GU	M42	RM3	Salford Royal Hospitals Nhs Tr	0	156	0%
GU	M65	RM3	Salford Royal Hospitals Nhs Tr	0	16	0%
GU	N06	RM3	Salford Royal Hospitals Nhs Tr	0	7	0%
GU	M02	RM4	Trafford Healthcare Nhs Trust	1	10	9%
GU	M34	RM4	Trafford Healthcare Nhs Trust	0	1	0%
GU	M42	RM4	Trafford Healthcare Nhs Trust	0	83	0%
GU	M61	RM4	Trafford Healthcare Nhs Trust	0	5	0%
GU	M65	RM4	Trafford Healthcare Nhs Trust	0	27	0%
GU	N06	RM4	Trafford Healthcare Nhs Trust	0	3	0%
GU	M02	RM9	Alexandra Healthcare Nhs Trust	1	12	8%
GU	M34	RM9	Alexandra Healthcare Nhs Trust	0	3	0%
GU	M42	RM9	Alexandra Healthcare Nhs Trust	0	61	0%
GU	M65	RM9	Alexandra Healthcare Nhs Trust	0	12	0%
GU	N06	RM9	Alexandra Healthcare Nhs Trust	0	3	0%
GU	M02	RMB	Blackburn Hyndburn & Ribble V	0	17	0%
GU	M34	RMB	Blackburn Hyndburn & Ribble V	0	8	0%

GU	M42	RMB	Blackburn Hyndburn & Ribble V	0	196	0%
GU	M61	RMB	Blackburn Hyndburn & Ribble V	0	12	0%
GU	M65	RMB	Blackburn Hyndburn & Ribble V	0	39	0%
GU	N08	RMB	Blackburn Hyndburn & Ribble V	0	7	0%
GU	M02	RMC	Bolton Hospitals Nhs Trust	0	15	0%
GU	M34	RMC	Bolton Hospitals Nhs Trust	0	12	0%
GU	M42	RMC	Bolton Hospitals Nhs Trust	0	179	0%
GU	M61	RMC	Bolton Hospitals Nhs Trust	0	2	0%
GU	M65	RMC	Bolton Hospitals Nhs Trust	0	31	0%
GU	N06	RMC	Bolton Hospitals Nhs Trust	0	12	0%
GU	M42	RMF	Preston Acute Hospitals Nhs Tr	2	231	1%
GU	M02	RMF	Preston Acute Hospitals Nhs Tr	0	22	0%
GU	M34	RMF	Preston Acute Hospitals Nhs Tr	0	12	0%
GU	M61	RMF	Preston Acute Hospitals Nhs Tr	0	16	0%
GU	M65	RMF	Preston Acute Hospitals Nhs Tr	0	63	0%
GU	N06	RMF	Preston Acute Hospitals Nhs Tr	0	17	0%
GU	M02	RMK	North Manchester Healthcare Nh	0	19	0%
GU	M34	RMK	North Manchester Healthcare Nh	0	4	0%
GU	M42	RMK	North Manchester Healthcare Nh	0	221	0%
GU	M61	RMK	North Manchester Healthcare Nh	0	4	0%
GU	M65	RMK	North Manchester Healthcare Nh	0	20	0%
GU	N06	RMK	North Manchester Healthcare Nh	0	5	0%
GU	M42	RMN	Bury Health Care Nhs Trust	0	55	0%
GU	M65	RMN	Bury Health Care Nhs Trust	0	6	0%
GU	N06	RMN	Bury Health Care Nhs Trust	0	4	0%
GU	M42	RMP	Tameside & Glossop Acute Servi	0	62	0%
GU	M65	RMP	Tameside & Glossop Acute Servi	0	3	0%
GU	N06	RMP	Tameside & Glossop Acute Servi	0	3	0%
GU	M02	RMR	Blackpool Victoria Hospital Nh	3	22	12%
GU	M42	RMR	Blackpool Victoria Hospital Nh	1	246	0%
GU	M34	RMR	Blackpool Victoria Hospital Nh	0	1	0%
GU	M61	RMR	Blackpool Victoria Hospital Nh	0	4	0%
GU	M65	RMR	Blackpool Victoria Hospital Nh	0	44	0%
GU	N06	RMR	Blackpool Victoria Hospital Nh	0	12	0%
GU	M61	RMS	Stockport Acute Services Nhs T	1	21	5%
GU	M65	RMS	Stockport Acute Services Nhs T	1	22	4%
GU	M42	RMS	Stockport Acute Services Nhs T	1	255	0%
GU	M02	RMS	Stockport Acute Services Nhs T	0	15	0%
GU	M34	RMS	Stockport Acute Services Nhs T	0	9	0%
GU	N06	RMS	Stockport Acute Services Nhs T	0	3	0%
GU	M65	RMW	Dewsbury Health Care Nhs Trust	1	3	25%
GU	M02	RMW	Dewsbury Health Care Nhs Trust	1	5	17%
GU	M42	RMW	Dewsbury Health Care Nhs Trust	0	184	0%
GU	N06	RMW	Dewsbury Health Care Nhs Trust	0	6	0%
GU	M02	RN1	Winchester & Eastleigh Healthc	2	12	14%
GU	M34	RN1	Winchester & Eastleigh Healthc	0	6	0%
GU	M42	RN1	Winchester & Eastleigh Healthc	0	126	0%
GU	M61	RN1	Winchester & Eastleigh Healthc	0	11	0%
GU	M65	RN1	Winchester & Eastleigh Healthc	0	16	0%
GU	N06	RN1	Winchester & Eastleigh Healthc	0	5	0%
GU	M34	RN3	Swindon & Marlborough Nhs Trus	1	5	17%
GU	M42	RN3	Swindon & Marlborough Nhs Trus	1	132	1%
GU	M02	RN3	Swindon & Marlborough Nhs Trus	0	19	0%
GU	M61	RN3	Swindon & Marlborough Nhs Trus	0	1	0%
GU	M65	RN3	Swindon & Marlborough Nhs Trus	0	49	0%
GU	N06	RN3	Swindon & Marlborough Nhs Trus	0	7	0%
GU	M65	RN5	North Hampshire Hospitals Nhs	1	24	4%
GU	M02	RN5	North Hampshire Hospitals Nhs	0	4	0%
GU	M42	RN5	North Hampshire Hospitals Nhs	0	116	0%
GU	M61	RN5	North Hampshire Hospitals Nhs	0	6	0%
GU	N06	RN5	North Hampshire Hospitals Nhs	0	3	0%
GU	M42	RN6	Dorset Community Nhs Trust	0	6	0%
GU	M02	RN7	Dartford & Gravesham Nhs Trust	0	8	0%
GU	M34	RN7	Dartford & Gravesham Nhs Trust	0	1	0%
GU	M42	RN7	Dartford & Gravesham Nhs Trust	0	169	0%
GU	M61	RN7	Dartford & Gravesham Nhs Trust	0	6	0%
GU	M65	RN7	Dartford & Gravesham Nhs Trust	0	11	0%
GU	N06	RN7	Dartford & Gravesham Nhs Trust	0	1	0%
GU	M42	RNA	Dudley Group Of Hospitals Nhs	1	154	1%
GU	M02	RNA	Dudley Group Of Hospitals Nhs	0	14	0%
GU	M34	RNA	Dudley Group Of Hospitals Nhs	0	6	0%
GU	M65	RNA	Dudley Group Of Hospitals Nhs	0	24	0%
GU	N06	RNA	Dudley Group Of Hospitals Nhs	0	4	0%
GU	M42	RNE	Sandwell Healthcare Nhs Trust	2	100	2%
GU	M02	RNE	Sandwell Healthcare Nhs Trust	0	3	0%

GU	M34	RNE	Sandwell Healthcare Nhs Trust	0	6	0%
GU	M61	RNE	Sandwell Healthcare Nhs Trust	0	3	0%
GU	M65	RNE	Sandwell Healthcare Nhs Trust	0	8	0%
GU	N06	RNE	Sandwell Healthcare Nhs Trust	0	1	0%
GU	M42	RNG	Premier Health Nhs Trust	0	8	0%
GU	N06	RNG	Premier Health Nhs Trust	0	1	0%
GU	M42	RNH	Newham Healthcare Nhs Trust	0	53	0%
GU	M65	RNH	Newham Healthcare Nhs Trust	0	14	0%
GU	N06	RNH	Newham Healthcare Nhs Trust	0	5	0%
GU	M02	RNJ	Barts & The London Nhs Trust	2	32	6%
GU	M42	RNJ	Barts & The London Nhs Trust	2	216	1%
GU	M34	RNJ	Barts & The London Nhs Trust	0	7	0%
GU	M61	RNJ	Barts & The London Nhs Trust	0	8	0%
GU	M65	RNJ	Barts & The London Nhs Trust	0	19	0%
GU	N06	RNJ	Barts & The London Nhs Trust	0	12	0%
GU	M42	RNQ	Kettering General Hospital Nhs	1	132	1%
GU	M02	RNQ	Kettering General Hospital Nhs	0	16	0%
GU	M61	RNQ	Kettering General Hospital Nhs	0	2	0%
GU	M65	RNQ	Kettering General Hospital Nhs	0	15	0%
GU	N06	RNQ	Kettering General Hospital Nhs	0	16	0%
GU	M02	RNS	Northampton General Hospital N	1	6	14%
GU	M34	RNS	Northampton General Hospital N	1	8	11%
GU	M42	RNS	Northampton General Hospital N	1	220	0%
GU	M61	RNS	Northampton General Hospital N	0	3	0%
GU	M65	RNS	Northampton General Hospital N	0	27	0%
GU	N06	RNS	Northampton General Hospital N	0	5	0%
GU	M02	RNT	Stoke Mandeville Hospital Nhs	0	8	0%
GU	M42	RNT	Stoke Mandeville Hospital Nhs	0	113	0%
GU	M65	RNT	Stoke Mandeville Hospital Nhs	0	17	0%
GU	N06	RNT	Stoke Mandeville Hospital Nhs	0	2	0%
GU	M02	RNZ	Salisbury Healthcare Nhs Trust	0	4	0%
GU	M34	RNZ	Salisbury Healthcare Nhs Trust	0	5	0%
GU	M42	RNZ	Salisbury Healthcare Nhs Trust	0	119	0%
GU	M61	RNZ	Salisbury Healthcare Nhs Trust	0	13	0%
GU	M65	RNZ	Salisbury Healthcare Nhs Trust	0	40	0%
GU	N06	RNZ	Salisbury Healthcare Nhs Trust	0	5	0%
GU	M02	RP4	Great Ormond Street Hospital F	0	11	0%
GU	M02	RPA	Medway Nhs Trust	1	9	10%
GU	M34	RPA	Medway Nhs Trust	0	6	0%
GU	M42	RPA	Medway Nhs Trust	0	94	0%
GU	M61	RPA	Medway Nhs Trust	0	11	0%
GU	M65	RPA	Medway Nhs Trust	0	27	0%
GU	N06	RPA	Medway Nhs Trust	0	3	0%
GU	M42	RPD	Kent & Sussex Weald Nhs Trust	1	132	1%
GU	M02	RPD	Kent & Sussex Weald Nhs Trust	0	13	0%
GU	M34	RPD	Kent & Sussex Weald Nhs Trust	0	8	0%
GU	M61	RPD	Kent & Sussex Weald Nhs Trust	0	15	0%
GU	M65	RPD	Kent & Sussex Weald Nhs Trust	0	61	0%
GU	N06	RPD	Kent & Sussex Weald Nhs Trust	0	5	0%
GU	M34	RPL	Worthing & Southlands Hospital	1	12	8%
GU	M42	RPL	Worthing & Southlands Hospital	1	275	0%
GU	M02	RPL	Worthing & Southlands Hospital	0	16	0%
GU	M61	RPL	Worthing & Southlands Hospital	0	5	0%
GU	M65	RPL	Worthing & Southlands Hospital	0	34	0%
GU	N06	RPL	Worthing & Southlands Hospital	0	2	0%
GU	M02	RPR	The Royal West Sussex Nhs Trus	0	7	0%
GU	M34	RPR	The Royal West Sussex Nhs Trus	0	1	0%
GU	M42	RPR	The Royal West Sussex Nhs Trus	0	209	0%
GU	M61	RPR	The Royal West Sussex Nhs Trus	0	19	0%
GU	M65	RPR	The Royal West Sussex Nhs Trus	0	25	0%
GU	N06	RPR	The Royal West Sussex Nhs Trus	0	1	0%
GU	M02	RPS	Mid Sussex Nhs Trust	0	4	0%
GU	M42	RPS	Mid Sussex Nhs Trust	0	88	0%
GU	M65	RPS	Mid Sussex Nhs Trust	0	4	0%
GU	M42	RPW	St Albans & Hemel Hempstead Nh	1	144	1%
GU	M02	RPW	St Albans & Hemel Hempstead Nh	0	10	0%
GU	M34	RPW	St Albans & Hemel Hempstead Nh	0	1	0%
GU	M61	RPW	St Albans & Hemel Hempstead Nh	0	16	0%
GU	M65	RPW	St Albans & Hemel Hempstead Nh	0	53	0%
GU	N06	RPW	St Albans & Hemel Hempstead Nh	0	5	0%
GU	M02	RPY	The Royal Marsden Hospital Nhs	0	3	0%
GU	M34	RPY	The Royal Marsden Hospital Nhs	0	7	0%
GU	M42	RPY	The Royal Marsden Hospital Nhs	0	55	0%
GU	M61	RPY	The Royal Marsden Hospital Nhs	0	1	0%
GU	M65	RPY	The Royal Marsden Hospital Nhs	0	5	0%

GU	N06	RPY	The Royal Marsden Hospital Nhs	0	11	0%
GU	M02	RQ3	Birmingham Children'S Hospital	0	6	0%
GU	M34	RQ3	Birmingham Children'S Hospital	0	1	0%
GU	N06	RQ3	Birmingham Children'S Hospital	0	1	0%
GU	M42	RQ6	Royal Liverpool & Broadgreen H	3	369	1%
GU	M02	RQ6	Royal Liverpool & Broadgreen H	0	14	0%
GU	M34	RQ6	Royal Liverpool & Broadgreen H	0	6	0%
GU	M61	RQ6	Royal Liverpool & Broadgreen H	0	8	0%
GU	M65	RQ6	Royal Liverpool & Broadgreen H	0	34	0%
GU	N06	RQ6	Royal Liverpool & Broadgreen H	0	7	0%
GU	M02	RQ7	The Manchester Children'S Hosp	0	6	0%
GU	M02	RQ8	Mid Essex Hospitals Nhs Trust	2	23	8%
GU	M34	RQ8	Mid Essex Hospitals Nhs Trust	1	15	6%
GU	M42	RQ8	Mid Essex Hospitals Nhs Trust	0	152	0%
GU	M61	RQ8	Mid Essex Hospitals Nhs Trust	0	27	0%
GU	M65	RQ8	Mid Essex Hospitals Nhs Trust	0	36	0%
GU	N06	RQ8	Mid Essex Hospitals Nhs Trust	0	4	0%
GU	M02	RQL	Mount Vernon & Watford Hospita	0	6	0%
GU	M34	RQL	Mount Vernon & Watford Hospita	0	5	0%
GU	M42	RQL	Mount Vernon & Watford Hospita	0	106	0%
GU	M65	RQL	Mount Vernon & Watford Hospita	0	7	0%
GU	N06	RQL	Mount Vernon & Watford Hospita	0	7	0%
GU	M02	RQN	The Hammersmith Hospitals Nhs	1	15	6%
GU	M42	RQN	The Hammersmith Hospitals Nhs	2	128	2%
GU	M34	RQN	The Hammersmith Hospitals Nhs	0	6	0%
GU	M61	RQN	The Hammersmith Hospitals Nhs	0	16	0%
GU	M65	RQN	The Hammersmith Hospitals Nhs	0	21	0%
GU	N06	RQN	The Hammersmith Hospitals Nhs	0	8	0%
GU	M02	RQQ	Hinchingbrooke Healthcare Nhs	0	6	0%
GU	M42	RQQ	Hinchingbrooke Healthcare Nhs	0	84	0%
GU	M65	RQQ	Hinchingbrooke Healthcare Nhs	0	19	0%
GU	N06	RQQ	Hinchingbrooke Healthcare Nhs	0	6	0%
GU	M34	RQU	Grantham & District Hospital N	0	1	0%
GU	M42	RQU	Grantham & District Hospital N	0	31	0%
GU	M61	RQU	Grantham & District Hospital N	0	1	0%
GU	M65	RQU	Grantham & District Hospital N	0	22	0%
GU	N06	RQU	Grantham & District Hospital N	0	1	0%
GU	M65	RQV	Essex & Hertfordshire Communit	0	1	0%
GU	M34	RQW	The Princess Alexandra Hospita	1	9	10%
GU	M65	RQW	The Princess Alexandra Hospita	2	30	6%
GU	M02	RQW	The Princess Alexandra Hospita	0	15	0%
GU	M42	RQW	The Princess Alexandra Hospita	0	123	0%
GU	M61	RQW	The Princess Alexandra Hospita	0	11	0%
GU	N06	RQW	The Princess Alexandra Hospita	0	8	0%
GU	N06	RQX	Homerton Hospital Nhs Trust	0	2	0%
GU	M02	RR1	Birmingham Heartlands & Solihu	0	20	0%
GU	M34	RR1	Birmingham Heartlands & Solihu	0	12	0%
GU	M42	RR1	Birmingham Heartlands & Solihu	0	223	0%
GU	M61	RR1	Birmingham Heartlands & Solihu	0	14	0%
GU	M65	RR1	Birmingham Heartlands & Solihu	0	22	0%
GU	N06	RR1	Birmingham Heartlands & Solihu	0	2	0%
GU	M02	RR2	Isle Of Wight Healthcare Nhs T	0	2	0%
GU	M42	RR2	Isle Of Wight Healthcare Nhs T	0	84	0%
GU	M61	RR2	Isle Of Wight Healthcare Nhs T	0	1	0%
GU	M65	RR2	Isle Of Wight Healthcare Nhs T	0	10	0%
GU	N06	RR2	Isle Of Wight Healthcare Nhs T	0	3	0%
GU	M65	RR4	Pinderfields & Pontefract Hosp	2	34	6%
GU	M42	RR4	Pinderfields & Pontefract Hosp	2	218	1%
GU	M02	RR4	Pinderfields & Pontefract Hosp	0	18	0%
GU	M34	RR4	Pinderfields & Pontefract Hosp	0	18	0%
GU	M61	RR4	Pinderfields & Pontefract Hosp	0	11	0%
GU	N06	RR4	Pinderfields & Pontefract Hosp	0	13	0%
GU	M02	RR7	Gateshead Health Nhs Trust	1	0	100%
GU	M42	RR7	Gateshead Health Nhs Trust	0	13	0%
GU	M65	RR7	Gateshead Health Nhs Trust	0	6	0%
GU	M02	RR8	Leeds Teaching Hospitals Nhs T	1	62	2%
GU	M42	RR8	Leeds Teaching Hospitals Nhs T	1	340	0%
GU	M34	RR8	Leeds Teaching Hospitals Nhs T	0	20	0%
GU	M61	RR8	Leeds Teaching Hospitals Nhs T	0	20	0%
GU	M65	RR8	Leeds Teaching Hospitals Nhs T	0	80	0%
GU	N06	RR8	Leeds Teaching Hospitals Nhs T	0	20	0%
GU	M34	RR9	North Durham Health Care Nhs T	1	12	8%
GU	M02	RR9	North Durham Health Care Nhs T	0	14	0%
GU	M42	RR9	North Durham Health Care Nhs T	0	271	0%
GU	M65	RR9	North Durham Health Care Nhs T	0	44	0%

GU	N06	RR8	North Durham Health Care Nhs T	0	6	0%
GU	M02	RRK	University Hospital Birmingham	2	39	5%
GU	M61	RRK	University Hospital Birmingham	1	31	3%
GU	M42	RRK	University Hospital Birmingham	2	237	1%
GU	M34	RRK	University Hospital Birmingham	0	6	0%
GU	M65	RRK	University Hospital Birmingham	0	34	0%
GU	N06	RRK	University Hospital Birmingham	0	9	0%
GU	M02	RRV	University College London Hosp	0	16	0%
GU	M34	RRV	University College London Hosp	0	8	0%
GU	M42	RRV	University College London Hosp	0	81	0%
GU	M61	RRV	University College London Hosp	0	16	0%
GU	M65	RRV	University College London Hosp	0	23	0%
GU	N06	RRV	University College London Hosp	0	8	0%
GU	M42	RRX	Lincoln & Louth Nhs Trust	1	201	0%
GU	M02	RRX	Lincoln & Louth Nhs Trust	0	14	0%
GU	M34	RRX	Lincoln & Louth Nhs Trust	0	3	0%
GU	M61	RRX	Lincoln & Louth Nhs Trust	0	6	0%
GU	M65	RRX	Lincoln & Louth Nhs Trust	0	27	0%
GU	N06	RRX	Lincoln & Louth Nhs Trust	0	7	0%
GU	M02	RT3	Royal Brompton & Harefield Nhs	0	1	0%
GU	M42	RT5	Leicestershire & Rutland Healt	0	1	0%
GU	M02	RTA	South Durham Health Care Nhs T	0	8	0%
GU	M42	RTA	South Durham Health Care Nhs T	0	90	0%
GU	M65	RTA	South Durham Health Care Nhs T	0	16	0%
GU	N06	RTA	South Durham Health Care Nhs T	0	4	0%
GU	M02	RTD	The Newcastle Upon Tyne Hospit	2	57	3%
GU	M42	RTD	The Newcastle Upon Tyne Hospit	3	416	1%
GU	M34	RTD	The Newcastle Upon Tyne Hospit	0	39	0%
GU	M61	RTD	The Newcastle Upon Tyne Hospit	0	14	0%
GU	M65	RTD	The Newcastle Upon Tyne Hospit	0	120	0%
GU	N06	RTD	The Newcastle Upon Tyne Hospit	0	37	0%
GU	M02	RTF	Northumbria Health Care Nhs Tr	0	21	0%
GU	M42	RTF	Northumbria Health Care Nhs Tr	0	181	0%
GU	M65	RTF	Northumbria Health Care Nhs Tr	0	26	0%
GU	N06	RTF	Northumbria Health Care Nhs Tr	0	3	0%
GU	M42	RTG	Southern Derbyshire Acute Hosp	2	419	0%
GU	M02	RTG	Southern Derbyshire Acute Hosp	0	23	0%
GU	M34	RTG	Southern Derbyshire Acute Hosp	0	12	0%
GU	M61	RTG	Southern Derbyshire Acute Hosp	0	5	0%
GU	M65	RTG	Southern Derbyshire Acute Hosp	0	48	0%
GU	N06	RTG	Southern Derbyshire Acute Hosp	0	13	0%
GU	M61	RTH	Oxford Radcliffe Hospital Nhs	1	8	11%
GU	M42	RTH	Oxford Radcliffe Hospital Nhs	2	338	1%
GU	M02	RTH	Oxford Radcliffe Hospital Nhs	0	18	0%
GU	M34	RTH	Oxford Radcliffe Hospital Nhs	0	19	0%
GU	M65	RTH	Oxford Radcliffe Hospital Nhs	0	29	0%
GU	N06	RTH	Oxford Radcliffe Hospital Nhs	0	5	0%
GU	M42	RTK	Ashford & St Peter'S Hospitals	2	167	1%
GU	M02	RTK	Ashford & St Peter'S Hospitals	0	15	0%
GU	M34	RTK	Ashford & St Peter'S Hospitals	0	16	0%
GU	M61	RTK	Ashford & St Peter'S Hospitals	0	13	0%
GU	M65	RTK	Ashford & St Peter'S Hospitals	0	30	0%
GU	N06	RTK	Ashford & St Peter'S Hospitals	0	10	0%
GU	M34	RTP	Surrey & Sussex Healthcare Nhs	1	2	33%
GU	M02	RTP	Surrey & Sussex Healthcare Nhs	1	8	11%
GU	M42	RTP	Surrey & Sussex Healthcare Nhs	0	252	0%
GU	M61	RTP	Surrey & Sussex Healthcare Nhs	0	2	0%
GU	M65	RTP	Surrey & Sussex Healthcare Nhs	0	11	0%
GU	N06	RTP	Surrey & Sussex Healthcare Nhs	0	5	0%
GU	M34	RTX	Morecambe Bay Hospitals Nhs Tr	1	3	25%
GU	M02	RTX	Morecambe Bay Hospitals Nhs Tr	1	12	8%
GU	M42	RTX	Morecambe Bay Hospitals Nhs Tr	0	138	0%
GU	M61	RTX	Morecambe Bay Hospitals Nhs Tr	0	3	0%
GU	M65	RTX	Morecambe Bay Hospitals Nhs Tr	0	54	0%
GU	N06	RTX	Morecambe Bay Hospitals Nhs Tr	0	7	0%
GU	M65	RV4	Community Health South London	0	1	0%
GU	M02	RV8	Northwick Park/Central Middles	0	11	0%
GU	M34	RV8	Northwick Park/Central Middles	0	7	0%
GU	M42	RV8	Northwick Park/Central Middles	0	165	0%
GU	M61	RV8	Northwick Park/Central Middles	0	8	0%
GU	M65	RV8	Northwick Park/Central Middles	0	21	0%
GU	N06	RV8	Northwick Park/Central Middles	0	5	0%
GU	M34	RVJ	North Bristol Nhs Trust	2	16	11%
GU	M02	RVJ	North Bristol Nhs Trust	2	34	6%
GU	M65	RVJ	North Bristol Nhs Trust	1	51	2%

GU	M42	RVJ	North Bristol Nhs Trust	1	271	0%
GU	M61	RVJ	North Bristol Nhs Trust	0	26	0%
GU	N06	RVJ	North Bristol Nhs Trust	0	19	0%
GU	M02	RVL	Chase Farm Wellhouse Nhs Trust	1	12	8%
GU	M65	RVL	Chase Farm Wellhouse Nhs Trust	1	51	2%
GU	M34	RVL	Chase Farm Wellhouse Nhs Trust	0	12	0%
GU	M42	RVL	Chase Farm Wellhouse Nhs Trust	0	279	0%
GU	M61	RVL	Chase Farm Wellhouse Nhs Trust	0	12	0%
GU	N06	RVL	Chase Farm Wellhouse Nhs Trust	0	10	0%
GU	M34	RVR	Epsom/St Helier Nhs Trust	2	11	15%
GU	M02	RVR	Epsom/St Helier Nhs Trust	1	21	5%
GU	M65	RVR	Epsom/St Helier Nhs Trust	1	36	3%
GU	M42	RVR	Epsom/St Helier Nhs Trust	2	270	1%
GU	M61	RVR	Epsom/St Helier Nhs Trust	0	20	0%
GU	N06	RVR	Epsom/St Helier Nhs Trust	0	7	0%
GU	M34	RVV	East Kent Hospitals Nhs Trust	1	12	8%
GU	M65	RVV	East Kent Hospitals Nhs Trust	1	74	1%
GU	M02	RVV	East Kent Hospitals Nhs Trust	0	26	0%
GU	M42	RVV	East Kent Hospitals Nhs Trust	0	414	0%
GU	M61	RVV	East Kent Hospitals Nhs Trust	0	8	0%
GU	N06	RVV	East Kent Hospitals Nhs Trust	0	20	0%
GU	M02	RVW	North Tees & Hartlepool Nhs Tr	0	18	0%
GU	M34	RVW	North Tees & Hartlepool Nhs Tr	0	2	0%
GU	M42	RVW	North Tees & Hartlepool Nhs Tr	0	122	0%
GU	M65	RVW	North Tees & Hartlepool Nhs Tr	0	35	0%
GU	N06	RVW	North Tees & Hartlepool Nhs Tr	0	11	0%
GU	M65	RVY	Southport & Ormskirk Nhs Trust	1	49	2%
GU	M02	RVY	Southport & Ormskirk Nhs Trust	0	13	0%
GU	M34	RVY	Southport & Ormskirk Nhs Trust	0	8	0%
GU	M42	RVY	Southport & Ormskirk Nhs Trust	0	103	0%
GU	M61	RVY	Southport & Ormskirk Nhs Trust	0	4	0%
GU	N06	RVY	Southport & Ormskirk Nhs Trust	0	6	0%
GU	M34	RWA	Hull & East Yorkshire Hospital	1	15	6%
GU	M65	RWA	Hull & East Yorkshire Hospital	1	56	2%
GU	M42	RWA	Hull & East Yorkshire Hospital	1	269	0%
GU	M02	RWA	Hull & East Yorkshire Hospital	0	32	0%
GU	M61	RWA	Hull & East Yorkshire Hospital	0	1	0%
GU	N06	RWA	Hull & East Yorkshire Hospital	0	17	0%
Gynae	Q07	RA2	Royal Surrey County Hospital N	0	24	0%
Gynae	Q07	RA3	Weston Area Health Nhs Trust	0	12	0%
Gynae	Q07	RA4	East Somerset Nhs Trust	0	18	0%
Gynae	Q07	RA5	East Gloucestershire Nhs Trust	1	37	3%
Gynae	Q07	RA7	The United Bristol Healthcare	0	35	0%
Gynae	Q07	RA9	South Devon Healthcare Nhs Tru	2	49	4%
Gynae	Q07	RAE	Bradford Hospitals Nhs Trust	0	42	0%
Gynae	Q07	RAF	Northern General Hospital Nhs	0	1	0%
Gynae	Q07	RAG	Doncaster Royal Infirmary & Mo	0	54	0%
Gynae	Q07	RAJ	Southend Hospital Nhs Trust	0	43	0%
Gynae	Q07	RAL	The Royal Free Hampstead Hospi	2	31	6%
Gynae	Q07	RAP	North Middlesex Hospital Nhs T	0	16	0%
Gynae	Q07	RAQ	North Hertfordshire Nhs Trust	0	32	0%
Gynae	Q07	RAS	The Hillingdon Hospital Nhs Tr	0	9	0%
Gynae	Q07	RAX	Kingston Hospital Nhs Trust	1	21	5%
Gynae	Q07	RBA	Taunton & Somerset Nhs Trust	0	48	0%
Gynae	Q07	RBD	West Dorset General Hospitals	0	24	0%
Gynae	Q07	RBK	Walsall Hospitals Nhs Trust	0	32	0%
Gynae	Q07	RBL	Wirral Hospital Nhs Trust	0	48	0%
Gynae	Q07	RBN	St Helens & Knowsley Hospitals	1	50	2%
Gynae	Q07	RBT	The Mid Cheshire Hospitals Nhs	0	32	0%
Gynae	Q07	RBU	Central Manchester Healthcare	0	43	0%
Gynae	Q07	RBV	Christie Hospital Nhs Trust	0	36	0%
Gynae	Q07	RBZ	Northern Devon Healthcare Nhs	1	18	5%
Gynae	Q07	RC1	Bedford Hospitals Nhs Trust	0	13	0%
Gynae	Q07	RC3	Ealing Hospital Nhs Trust	0	14	0%
Gynae	Q07	RC4	East Hertfordshire Nhs Trust	0	22	0%
Gynae	Q07	RC9	Luton & Dunstable Hospital Nhs	1	38	3%
Gynae	Q07	RCA	Northallerton Health Services	0	7	0%
Gynae	Q07	RCB	York Health Services Nhs Trust	0	28	0%
Gynae	Q07	RCC	Scarborough & Ne Yorkshire Hea	0	15	0%
Gynae	Q07	RCD	Harrogate Health Care Nhs Trus	0	11	0%
Gynae	Q07	RCF	Airedale Nhs Trust	1	8	11%
Gynae	Q07	RCJ	South Tees Acute Hospitals Nhs	0	42	0%
Gynae	Q07	RCP	Bassetlaw Hospital & Community	0	19	0%
Gynae	Q07	RCS	Nottingham City Hospital Nhs T	0	71	0%
Gynae	Q07	RCV	Central Sheffield University H	0	128	0%

Gynae	Q07	RCX	Kings Lynn & Wisbech Hospitals	0	38	0%
Gynae	Q07	RD1	Royal United Hospital Bath Nhs	0	60	0%
Gynae	Q07	RD3	Poole Hospitals Nhs Trust	0	40	0%
Gynae	Q07	RD7	Heatherwood & Wexham Park Hosp	1	25	4%
Gynae	Q07	RD8	Milton Keynes General Hospital	0	25	0%
Gynae	Q07	RDD	Basildon & Thurrock General Ho	0	27	0%
Gynae	Q07	RDE	Essex Rivers Healthcare Nhs Tr	0	48	0%
Gynae	Q07	RDF	Forest Healthcare Nhs Trust	0	16	0%
Gynae	Q07	RDL	Eastbourne Hospitals Nhs Trust	1	20	5%
Gynae	Q07	RDM	Hastings & Rother Nhs Trust	1	13	7%
Gynae	Q07	RDU	Frimley Park Hospital Nhs Trus	2	32	6%
Gynae	Q07	RDZ	Royal Bournemouth & Christchur	0	23	0%
Gynae	Q07	RE7	West Cumbria Healthcare Nhs Tr	0	9	0%
Gynae	Q07	RE9	South Tyneside Healthcare Nhs	0	13	0%
Gynae	Q07	REF	Royal Cornwall Hospitals & Wes	0	70	0%
Gynae	Q07	REM	Aintree Hospitals Nhs Trust	0	16	0%
Gynae	Q07	REP	Liverpool Womens Hospital Nhs	0	63	0%
Gynae	Q07	REU	Burnley Healthcare Nhs Trust	0	13	0%
Gynae	Q07	REX	Oldham Nhs Trust	0	23	0%
Gynae	Q07	REZ	Rochdale Healthcare Nhs Trust	0	13	0%
Gynae	Q07	RF8	North East Lincolnshire Nhs Tr	1	14	7%
Gynae	Q07	RF7	Scunthorpe & Goole Hospitals N	1	20	5%
Gynae	Q07	RFB	Leicester General Hospital Nhs	0	50	0%
Gynae	Q07	RFD	Leicester Royal Infirmary Nhs	1	86	1%
Gynae	Q07	RFF	Barnsley District General Hosp	0	20	0%
Gynae	Q07	RFK	Queen'S Medical Centre Nottin	0	37	0%
Gynae	Q07	RFR	Rotherham General Hospitals Nh	0	20	0%
Gynae	Q07	RFS	Chesterfield & North Derbyshir	0	28	0%
Gynae	Q07	RFW	West Middlesex University Nhs	0	12	0%
Gynae	Q07	RG1	Mid Kent Healthcare Nhs Trust	0	23	0%
Gynae	Q07	RG2	Greenwich Healthcare Nhs Trust	0	25	0%
Gynae	Q07	RG3	Bromley Hospitals Nhs Trust	0	29	0%
Gynae	Q07	RG4	Redbridge Health Care Nhs Trus	0	21	0%
Gynae	Q07	RG7	Havering Hospitals Nhs Trust	1	33	3%
Gynae	Q07	RGA	Calderdale Healthcare Nhs Trus	0	24	0%
Gynae	Q07	RGB	Huddersfield Nhs Trust	0	14	0%
Gynae	Q07	RGN	Peterborough Hospitals Nhs Tru	0	25	0%
Gynae	Q07	RGP	James Paget Hospital Nhs Trust	0	27	0%
Gynae	Q07	RGQ	Ipswich Hospital Nhs Trust	0	46	0%
Gynae	Q07	RGR	West Suffolk Hospitals Nhs Tru	0	40	0%
Gynae	Q07	RGT	Addenbrooke'S Nhs Trust	0	52	0%
Gynae	Q07	RGU	Brighton Health Care Nhs Trust	0	43	0%
Gynae	Q07	RGZ	Queen Mary'S Sidcup Nhs Trust	0	28	0%
Gynae	Q07	RH2	South Buckinghamshire Nhs Trus	0	26	0%
Gynae	Q07	RH6	Gloucestershire Royal Nhs Trus	0	57	0%
Gynae	Q07	RH8	Royal Devon & Exeter Healthcar	0	62	0%
Gynae	Q07	RHM	Southampton University Hospita	1	87	1%
Gynae	Q07	RHU	Portsmouth Hospitals Nhs Trust	0	49	0%
Gynae	Q07	RHW	Royal Berkshire & Battle Hospi	0	42	0%
Gynae	Q07	RJ1	Guy'S & St Thomas' Nhs Trust	1	17	6%
Gynae	Q07	RJ2	Lewisham Hospital Nhs Trust	0	14	0%
Gynae	Q07	RJ5	St Mary'S Hospital Nhs Trust	0	28	0%
Gynae	Q07	RJ6	Mayday Healthcare Nhs Trust	1	41	2%
Gynae	Q07	RJ7	St George'S Healthcare Nhs Tru	2	29	6%
Gynae	Q07	RJ8	Cornwall Healthcare Nhs Trust	0	1	0%
Gynae	Q07	RJB	Kidderminster Healthcare Nhs T	0	6	0%
Gynae	Q07	RJC	South Warwickshire General Hos	0	21	0%
Gynae	Q07	RJD	Mid Staffordshire General Hosp	0	18	0%
Gynae	Q07	RJE	North Staffordshire Hospital N	0	65	0%
Gynae	Q07	RJF	Burton Hospitals Nhs Trust	0	32	0%
Gynae	Q07	RJH	Good Hope Hospital Nhs Trust	0	58	0%
Gynae	Q07	RJN	East Cheshire Nhs Trust	0	28	0%
Gynae	Q07	RJR	Countess Of Chester Hospital N	0	35	0%
Gynae	Q07	RJY	Wigan & Leigh Health Services	0	45	0%
Gynae	Q07	RJZ	King'S Healthcare Nhs Trust	0	18	0%
Gynae	Q07	RK1	Pilgrim Health Nhs Trust	0	28	0%
Gynae	Q07	RK5	The Kings Mill Centre For Heal	0	38	0%
Gynae	Q07	RK9	Plymouth Hospitals Nhs Trust	1	53	2%
Gynae	Q07	RKB	Walsgrave Hospitals Nhs Trust	0	68	0%
Gynae	Q07	RKC	Warrington Hospital Nhs Trust	0	24	0%
Gynae	Q07	RKE	Whittington Hospital Nhs Trust	0	18	0%
Gynae	Q07	RL4	The Royal Wolverhampton Hospit	0	60	0%
Gynae	Q07	RLG	Carlisle Hospitals Nhs Trust	0	25	0%
Gynae	Q07	RLN	City Hospitals Sunderland Nhs	1	44	2%
Gynae	Q07	RLQ	Hereford Hospitals Nhs Trust	0	26	0%

Gynae	Q07	RLR	Worcester Royal Infirmary Nhs	0	22	0%
Gynae	Q07	RLT	George Eliot Hospital Nhs Trus	0	38	0%
Gynae	Q07	RLU	Birmingham Women'S Healthcare	0	2	0%
Gynae	Q07	RLW	City Hospital Nhs Trust (Incor	0	21	0%
Gynae	Q07	RLZ	Royal Shrewsbury Hospitals Nhs	0	41	0%
Gynae	Q07	RM1	Norfolk & Norwich Health Care	0	66	0%
Gynae	Q07	RM2	South Manchester University Ho	0	29	0%
Gynae	Q07	RM3	Salford Royal Hospitals Nhs Tr	1	39	3%
Gynae	Q07	RM4	Trafford Healthcare Nhs Trust	0	12	0%
Gynae	Q07	RM9	Alexandra Healthcare Nhs Trust	1	14	7%
Gynae	Q07	RMB	Blackburn Hyndburn & Ribble V	0	28	0%
Gynae	Q07	RMC	Bolton Hospitals Nhs Trust	0	44	0%
Gynae	Q07	RMF	Preston Acute Hospitals Nhs Tr	1	58	2%
Gynae	Q07	RMK	North Manchester Healthcare Nh	0	18	0%
Gynae	Q07	RMN	Bury Health Care Nhs Trust	0	17	0%
Gynae	Q07	RMP	Tameside & Glossop Acute Servi	0	29	0%
Gynae	Q07	RMR	Blackpool Victoria Hospital Nh	0	39	0%
Gynae	Q07	RMS	Stockport Acute Services Nhs T	0	36	0%
Gynae	Q07	RMW	Dewsbury Health Care Nhs Trust	1	17	6%
Gynae	Q07	RN1	Winchester & Eastleigh Healthc	0	23	0%
Gynae	Q07	RN3	Swindon & Marlborough Nhs Trus	0	43	0%
Gynae	Q07	RN5	North Hampshire Hospitals Nhs	0	35	0%
Gynae	Q07	RN7	Dartford & Gravesham Nhs Trust	0	24	0%
Gynae	Q07	RNA	Dudley Group Of Hospitals Nhs	0	30	0%
Gynae	Q07	RNE	Sandwell Healthcare Nhs Trust	0	16	0%
Gynae	Q07	RNH	Newham Healthcare Nhs Trust	0	6	0%
Gynae	Q07	RNJ	Barts & The London Nhs Trust	0	56	0%
Gynae	Q07	RNQ	Kettering General Hospital Nhs	1	28	3%
Gynae	Q07	RNS	Northampton General Hospital N	0	32	0%
Gynae	Q07	RNT	Stoke Mandeville Hospital Nhs	1	21	5%
Gynae	Q07	RNZ	Salisbury Healthcare Nhs Trust	0	28	0%
Gynae	Q07	RPA	Medway Nhs Trust	0	33	0%
Gynae	Q07	RPD	Kent & Sussex Weald Nhs Trust	0	33	0%
Gynae	Q07	RPL	Worthing & Southlands Hospital	0	24	0%
Gynae	Q07	RPR	The Royal West Sussex Nhs Trus	0	36	0%
Gynae	Q07	RPS	Mid Sussex Nhs Trust	0	4	0%
Gynae	Q07	RPW	St Albans & Hemel Hempstead Nh	0	26	0%
Gynae	Q07	RPY	The Royal Marsden Hospital Nhs	0	29	0%
Gynae	Q07	RQ6	Royal Liverpool & Broadgreen H	0	1	0%
Gynae	Q07	RQ8	Mid Essex Hospitals Nhs Trust	0	41	0%
Gynae	Q07	RQL	Mount Vernon & Watford Hospita	0	17	0%
Gynae	Q07	RQN	The Hammersmith Hospitals Nhs	2	53	4%
Gynae	Q07	RQQ	Hinchingbrooke Healthcare Nhs	0	7	0%
Gynae	Q07	RQW	The Princess Alexandra Hospita	1	32	3%
Gynae	Q07	RR1	Birmingham Heartlands & Solihu	0	35	0%
Gynae	Q07	RR2	Isle Of Wight Healthcare Nhs T	0	20	0%
Gynae	Q07	RR4	Pinderfields & Pontefract Hosp	0	26	0%
Gynae	Q07	RR7	Gateshead Health Nhs Trust	2	114	2%
Gynae	Q07	RR8	Leeds Teaching Hospitals Nhs T	4	117	3%
Gynae	Q07	RR9	North Durham Health Care Nhs T	0	6	0%
Gynae	Q07	RRK	University Hospital Birmingham	0	2	0%
Gynae	Q07	RRV	University College London Hosp	1	9	10%
Gynae	Q07	RRX	Lincoln & Louth Nhs Trust	0	39	0%
Gynae	Q07	RT5	Leicestershire & Rutland Healt	0	1	0%
Gynae	Q07	RTA	South Durham Health Care Nhs T	1	25	4%
Gynae	Q07	RTD	The Newcastle Upon Tyne Hospit	0	41	0%
Gynae	Q07	RTF	Northumbria Health Care Nhs Tr	0	22	0%
Gynae	Q07	RTG	Southern Derbyshire Acute Hosp	1	65	2%
Gynae	Q07	RTH	Oxford Radcliffe Hospital Nhs	0	53	0%
Gynae	Q07	RTK	Ashford & St Peter'S Hospitals	1	25	4%
Gynae	Q07	RTP	Surrey & Sussex Healthcare Nhs	0	32	0%
Gynae	Q07	RTX	Morecambe Bay Hospitals Nhs Tr	2	48	4%
Gynae	Q07	RV8	Northwick Park/Central Middles	2	34	6%
Gynae	Q07	RVJ	North Bristol Nhs Trust	0	47	0%
Gynae	Q07	RVL	Chase Farm Wellhouse Nhs Trust	0	40	0%
Gynae	Q07	RVR	Epsom/St Helier Nhs Trust	0	43	0%
Gynae	Q07	RVV	East Kent Hospitals Nhs Trust	0	79	0%
Gynae	Q07	RVW	North Tees & Hartlepool Nhs Tr	1	28	3%
Gynae	Q07	RVY	Southport & Ormskirk Nhs Trust	0	26	0%
Gynae	Q07	RWA	Hull & East Yorkshire Hospital	0	64	0%
Lung	E48	RA2	Royal Surrey County Hospital N	0	8	0%
Lung	E48	RA5	East Gloucestershire Nhs Trust	0	3	0%
Lung	E50	RA7	The United Bristol Healthcare	1	12	8%
Lung	E54	RA7	The United Bristol Healthcare	7	107	6%
Lung	E50	RAE	Bradford Hospitals Nhs Trust	1	6	14%

Lung	E54	RAE	Bradford Hospitals Nhs Trust	6	55	10%
Lung	E50	RAF	Northern General Hospital Nhs	1	7	13%
Lung	E54	RAF	Northern General Hospital Nhs	2	91	2%
Lung	E48	RAF	Northern General Hospital Nhs	0	11	0%
Lung	E48	RAQ	North Hertfordshire Nhs Trust	0	15	0%
Lung	E48	RBA	Taunton & Somerset Nhs Trust	1	9	10%
Lung	E48	RBN	St Helens & Knowsley Hospitals	1	2	33%
Lung	E48	RBQ	The Cardiothoracic Centre - Li	1	27	4%
Lung	E54	RBQ	The Cardiothoracic Centre - Li	1	120	1%
Lung	E50	RBQ	The Cardiothoracic Centre - Li	0	24	0%
Lung	E54	RBU	Central Manchester Healthcare	2	29	6%
Lung	E48	RBV	Christie Hospital Nhs Trust	0	91	0%
Lung	E48	RBZ	Northern Devon Healthcare Nhs	0	1	0%
Lung	E48	RC9	Luton & Dunstable Hospital Nhs	0	1	0%
Lung	E48	RCA	Northallerton Health Services	0	2	0%
Lung	E48	RCB	York Health Services Nhs Trust	0	7	0%
Lung	E50	RCB	York Health Services Nhs Trust	0	1	0%
Lung	E48	RCC	Scarborough & Ne Yorkshire Hea	1	11	8%
Lung	E48	RCJ	South Tees Acute Hospitals Nhs	1	10	9%
Lung	E54	RCJ	South Tees Acute Hospitals Nhs	2	50	4%
Lung	E54	RCS	Nottingham City Hospital Nhs T	5	96	5%
Lung	E48	RCS	Nottingham City Hospital Nhs T	0	2	0%
Lung	E50	RCS	Nottingham City Hospital Nhs T	0	9	0%
Lung	E48	RCV	Central Sheffield University H	0	1	0%
Lung	E48	RD8	Milton Keynes General Hospital	1	3	25%
Lung	E48	RDD	Basildon & Thurrock General Ho	1	2	33%
Lung	E48	RDM	Hastings & Rother Nhs Trust	1	0	100%
Lung	E48	RE7	West Cumbria Healthcare Nhs Tr	0	12	0%
Lung	E54	REF	Royal Cornwall Hospitals & Wes	2	20	9%
Lung	E48	REF	Royal Cornwall Hospitals & Wes	2	60	3%
Lung	E50	REF	Royal Cornwall Hospitals & Wes	0	1	0%
Lung	E48	REM	Aintree Hospitals Nhs Trust	0	2	0%
Lung	E48	RF7	Scunthorpe & Goole Hospitals N	0	2	0%
Lung	E50	RF7	Scunthorpe & Goole Hospitals N	0	15	0%
Lung	E48	RFF	Barnsley District General Hosp	0	1	0%
Lung	E48	RFK	Queen'S Medical Centre Nottin	0	1	0%
Lung	E50	RFK	Queen'S Medical Centre Nottin	0	1	0%
Lung	E50	RFL	Glenfield Hospital Nhs Trust	1	1	50%
Lung	E48	RFL	Glenfield Hospital Nhs Trust	2	34	6%
Lung	E54	RFL	Glenfield Hospital Nhs Trust	6	123	5%
Lung	E48	RG1	Mid Kent Healthcare Nhs Trust	0	9	0%
Lung	E48	RG3	Bromley Hospitals Nhs Trust	0	1	0%
Lung	E48	RG7	Havering Hospitals Nhs Trust	0	2	0%
Lung	E54	RGM	Papworth Hospital Nhs Trust	2	61	3%
Lung	E48	RGM	Papworth Hospital Nhs Trust	0	3	0%
Lung	E48	RGQ	Ipswich Hospital Nhs Trust	0	4	0%
Lung	E50	RGR	West Suffolk Hospitals Nhs Tru	0	2	0%
Lung	E48	RGT	Addenbrooke'S Nhs Trust	0	8	0%
Lung	E48	RGU	Brighton Health Care Nhs Trust	0	1	0%
Lung	E48	RH8	Royal Devon & Exeter Healthcar	0	3	0%
Lung	E50	RH8	Royal Devon & Exeter Healthcar	0	2	0%
Lung	E54	RH8	Royal Devon & Exeter Healthcar	0	24	0%
Lung	E50	RHM	Southampton University Hospita	1	7	13%
Lung	E54	RHM	Southampton University Hospita	1	120	1%
Lung	E48	RHM	Southampton University Hospita	0	2	0%
Lung	E48	RHU	Portsmouth Hospitals Nhs Trust	0	2	0%
Lung	E54	RJ1	Guy'S & St Thomas' Nhs Trust	2	89	2%
Lung	E48	RJ1	Guy'S & St Thomas' Nhs Trust	0	6	0%
Lung	E50	RJ1	Guy'S & St Thomas' Nhs Trust	0	2	0%
Lung	E54	RJ5	St Mary'S Hospital Nhs Trust	0	15	0%
Lung	E50	RJ7	St George'S Healthcare Nhs Tru	2	7	22%
Lung	E54	RJ7	St George'S Healthcare Nhs Tru	1	67	1%
Lung	E48	RJ7	St George'S Healthcare Nhs Tru	0	2	0%
Lung	E48	RJC	South Warwickshire General Hos	0	2	0%
Lung	E54	RJE	North Staffordshire Hospital N	1	33	3%
Lung	E48	RJF	Burton Hospitals Nhs Trust	2	8	20%
Lung	E48	RJZ	King'S Healthcare Nhs Trust	0	7	0%
Lung	E54	RJZ	King'S Healthcare Nhs Trust	0	1	0%
Lung	E48	RK5	The Kings Mill Centre For Heal	0	1	0%
Lung	E48	RK9	Plymouth Hospitals Nhs Trust	0	1	0%
Lung	E50	RK9	Plymouth Hospitals Nhs Trust	0	4	0%
Lung	E54	RK9	Plymouth Hospitals Nhs Trust	0	35	0%
Lung	E54	RKB	Walsgrave Hospitals Nhs Trust	1	51	2%
Lung	E48	RKB	Walsgrave Hospitals Nhs Trust	0	1	0%
Lung	E48	RKC	Warrington Hospital Nhs Trust	0	4	0%

Lung	E48	RLR	Worcester Royal Infirmary Nhs	0	1	0%
Lung	E48	RM1	Norfolk & Norwich Health Care	1	7	13%
Lung	E54	RM1	Norfolk & Norwich Health Care	1	69	1%
Lung	E50	RM1	Norfolk & Norwich Health Care	0	4	0%
Lung	E48	RM2	South Manchester University Ho	1	9	10%
Lung	E54	RM2	South Manchester University Ho	3	139	2%
Lung	E50	RM2	South Manchester University Ho	0	5	0%
Lung	E48	RMC	Bolton Hospitals Nhs Trust	0	1	0%
Lung	E50	RMC	Bolton Hospitals Nhs Trust	0	1	0%
Lung	E48	RMF	Preston Acute Hospitals Nhs Tr	0	1	0%
Lung	E48	RMR	Blackpool Victoria Hospital Nh	0	1	0%
Lung	E50	RMR	Blackpool Victoria Hospital Nh	0	2	0%
Lung	E54	RMR	Blackpool Victoria Hospital Nh	0	70	0%
Lung	E48	RN1	Winchester & Eastleigh Healthc	0	1	0%
Lung	E48	RN3	Swindon & Marlborough Nhs Trus	0	6	0%
Lung	E48	RN5	North Hampshire Hospitals Nhs	0	1	0%
Lung	E48	RNH	Newham Healthcare Nhs Trust	0	1	0%
Lung	E54	RNJ	Barts & The London Nhs Trust	2	86	2%
Lung	E48	RNJ	Barts & The London Nhs Trust	0	1	0%
Lung	E50	RNJ	Barts & The London Nhs Trust	0	1	0%
Lung	E48	RNT	Stoke Mandeville Hospital Nhs	0	7	0%
Lung	E48	RNZ	Salisbury Healthcare Nhs Trust	1	4	20%
Lung	E48	RPS	Mid Sussex Nhs Trust	0	1	0%
Lung	E50	RPY	The Royal Marsden Hospital Nhs	0	1	0%
Lung	E54	RQ3	Birmingham Children'S Hospital	0	1	0%
Lung	E48	RQ6	Royal Liverpool & Broadgreen H	0	3	0%
Lung	E48	RQL	Mount Vernon & Watford Hospita	0	3	0%
Lung	E50	RQL	Mount Vernon & Watford Hospita	0	1	0%
Lung	E48	RQN	The Hammersmith Hospitals Nhs	0	2	0%
Lung	E54	RQN	The Hammersmith Hospitals Nhs	0	21	0%
Lung	E50	RR1	Birmingham Heartlands & Solihu	3	19	14%
Lung	E54	RR1	Birmingham Heartlands & Solihu	11	184	6%
Lung	E48	RR1	Birmingham Heartlands & Solihu	0	6	0%
Lung	E50	RR4	Pinderfields & Pontefract Hosp	1	0	100%
Lung	E48	RR4	Pinderfields & Pontefract Hosp	0	1	0%
Lung	E48	RR7	Gateshead Health Nhs Trust	1	3	25%
Lung	E48	RR8	Leeds Teaching Hospitals Nhs T	1	2	33%
Lung	E54	RR8	Leeds Teaching Hospitals Nhs T	6	72	8%
Lung	E50	RR8	Leeds Teaching Hospitals Nhs T	0	3	0%
Lung	E48	RR9	North Durham Health Care Nhs T	0	4	0%
Lung	E48	RRK	University Hospital Birmingham	1	3	25%
Lung	E54	RRK	University Hospital Birmingham	0	6	0%
Lung	E48	RRV	University College London Hosp	1	8	11%
Lung	E54	RRV	University College London Hosp	2	24	8%
Lung	E50	RRV	University College London Hosp	0	12	0%
Lung	E54	RT3	Royal Brompton & Harefield Nhs	5	174	3%
Lung	E50	RT3	Royal Brompton & Harefield Nhs	2	123	2%
Lung	E48	RT3	Royal Brompton & Harefield Nhs	0	14	0%
Lung	E50	RTD	The Newcastle Upon Tyne Hospit	3	19	14%
Lung	E54	RTD	The Newcastle Upon Tyne Hospit	7	121	5%
Lung	E48	RTD	The Newcastle Upon Tyne Hospit	0	9	0%
Lung	E48	RTF	Northumbria Health Care Nhs Tr	0	1	0%
Lung	E54	RTH	Oxford Radcliffe Hospital Nhs	1	33	3%
Lung	E48	RTH	Oxford Radcliffe Hospital Nhs	0	1	0%
Lung	E48	RTX	Morecambe Bay Hospitals Nhs Tr	0	1	0%
Lung	E48	RVJ	North Bristol Nhs Trust	4	22	15%
Lung	E48	RVL	Chase Farm Wellhouse Nhs Trust	0	6	0%
Lung	E48	RVW	North Tees & Hartlepool Nhs Tr	0	8	0%
Lung	E50	RWA	Hull & East Yorkshire Hospital	1	28	3%
Lung	E54	RWA	Hull & East Yorkshire Hospital	1	106	1%
				1427	96895	1.45%

Deaths in Wales trusts after selected procedures. Source: PEDW 1999/2000

Cancer	Procedure	Trust code	Organisational Name	Dead	NotDead	%dead
Breast	B27	RKU	CEREDIGION & MID WALES NHS TRUST		12	0
Breast	B28	RKU	CEREDIGION & MID WALES NHS TRUST		14	0
Breast	B27	RR6	PEMBROKESHIRE & DERWEN NHS TRUST		20	0
Breast	B28	RR6	PEMBROKESHIRE & DERWEN NHS TRUST		33	0
Breast	B27	RRS	NORTH GLAMORGAN NHS TRUST		17	0
Breast	B28	RRS	NORTH GLAMORGAN NHS TRUST		9	0
Breast	B27	RT7	NORTH WEST WALES NHS TRUST		127	0
Breast	B28	RT7	NORTH WEST WALES NHS TRUST		134	0
Breast	B27	RT8	CONWY & DENBEIGHSHIRE NHS TRUST		46	0
Breast	B28	RT8	CONWY & DENBEIGHSHIRE NHS TRUST		56	0
Breast	B27	RT9	NORTH EAST WALES NHS TRUST		40	0
Breast	B28	RT9	NORTH EAST WALES NHS TRUST		36	0
Breast	B27	RVA	CARMARTHENSHIRE NHS TRUST		114	0
Breast	B28	RVA	CARMARTHENSHIRE NHS TRUST		73	0
Breast	B27	RVC	SWANSEA NHS TRUST	1	103	0
Breast	B28	RVC	SWANSEA NHS TRUST		108	0
Breast	B27	RVD	BRO MORGANNWG NHS TRUST		48	0
Breast	B28	RVD	BRO MORGANNWG NHS TRUST		31	0
Breast	B27	RVE	PONTYPRIDD & RHONDDA NHS TRUST		60	0
Breast	B28	RVE	PONTYPRIDD & RHONDDA NHS TRUST		77	0
Breast	B27	RVF	GWENT HEALTHCARE NHS TRUST		136	0
Breast	B28	RVF	GWENT HEALTHCARE NHS TRUST	1	101	0
Breast	B27	RVG	UNIVERSITY OF WALES & LLANDOUGH HOSPITAL NHS TRUST		156	0
Breast	B28	RVG	UNIVERSITY OF WALES & LLANDOUGH HOSPITAL NHS TRUST		173	0
Colorectal	H06	RKU	CEREDIGION & MID WALES NHS TRUST		1	0
Colorectal	H07	RKU	CEREDIGION & MID WALES NHS TRUST		9	0
Colorectal	H09	RKU	CEREDIGION & MID WALES NHS TRUST		4	0
Colorectal	H10	RKU	CEREDIGION & MID WALES NHS TRUST		8	0
Colorectal	H33	RKU	CEREDIGION & MID WALES NHS TRUST		18	0
Colorectal	H06	RR6	PEMBROKESHIRE & DERWEN NHS TRUST		3	0
Colorectal	H07	RR6	PEMBROKESHIRE & DERWEN NHS TRUST	1	14	0
Colorectal	H09	RR6	PEMBROKESHIRE & DERWEN NHS TRUST		2	0
Colorectal	H10	RR6	PEMBROKESHIRE & DERWEN NHS TRUST		6	0
Colorectal	H33	RR6	PEMBROKESHIRE & DERWEN NHS TRUST	1	16	0
Colorectal	H06	RRS	NORTH GLAMORGAN NHS TRUST		2	0
Colorectal	H07	RRS	NORTH GLAMORGAN NHS TRUST	1	12	0
Colorectal	H10	RRS	NORTH GLAMORGAN NHS TRUST		11	0
Colorectal	H33	RRS	NORTH GLAMORGAN NHS TRUST	3	26	0
Colorectal	H06	RT7	NORTH WEST WALES NHS TRUST	1	13	0
Colorectal	H07	RT7	NORTH WEST WALES NHS TRUST	2	9	0
Colorectal	H09	RT7	NORTH WEST WALES NHS TRUST		5	0
Colorectal	H10	RT7	NORTH WEST WALES NHS TRUST		16	0
Colorectal	H33	RT7	NORTH WEST WALES NHS TRUST	3	22	0
Colorectal	H06	RT8	CONWY & DENBEIGHSHIRE NHS TRUST		15	0
Colorectal	H07	RT8	CONWY & DENBEIGHSHIRE NHS TRUST	1	15	0
Colorectal	H09	RT8	CONWY & DENBEIGHSHIRE NHS TRUST	1	9	0
Colorectal	H10	RT8	CONWY & DENBEIGHSHIRE NHS TRUST	1	13	0
Colorectal	H33	RT8	CONWY & DENBEIGHSHIRE NHS TRUST	2	39	0
Colorectal	H06	RT9	NORTH EAST WALES NHS TRUST		5	0
Colorectal	H07	RT9	NORTH EAST WALES NHS TRUST	2	25	0
Colorectal	H09	RT9	NORTH EAST WALES NHS TRUST	2	10	0
Colorectal	H10	RT9	NORTH EAST WALES NHS TRUST	2	4	0
Colorectal	H33	RT9	NORTH EAST WALES NHS TRUST	5	44	0
Colorectal	H06	RVA	CARMARTHENSHIRE NHS TRUST	2	6	0
Colorectal	H07	RVA	CARMARTHENSHIRE NHS TRUST	3	21	0
Colorectal	H09	RVA	CARMARTHENSHIRE NHS TRUST		4	0
Colorectal	H10	RVA	CARMARTHENSHIRE NHS TRUST	1	16	0
Colorectal	H33	RVA	CARMARTHENSHIRE NHS TRUST	1	37	0
Colorectal	H06	RVC	SWANSEA NHS TRUST		13	0
Colorectal	H07	RVC	SWANSEA NHS TRUST	3	37	0
Colorectal	H09	RVC	SWANSEA NHS TRUST		10	0
Colorectal	H10	RVC	SWANSEA NHS TRUST		14	0
Colorectal	H33	RVC	SWANSEA NHS TRUST	2	75	0
Colorectal	H06	RVD	BRO MORGANNWG NHS TRUST	1	6	0
Colorectal	H07	RVD	BRO MORGANNWG NHS TRUST	3	21	0
Colorectal	H09	RVD	BRO MORGANNWG NHS TRUST		5	0
Colorectal	H10	RVD	BRO MORGANNWG NHS TRUST	1	12	0
Colorectal	H33	RVD	BRO MORGANNWG NHS TRUST	2	46	0
Colorectal	H07	RVE	PONTYPRIDD & RHONDDA NHS TRUST	2	15	0
Colorectal	H09	RVE	PONTYPRIDD & RHONDDA NHS TRUST		5	0
Colorectal	H10	RVE	PONTYPRIDD & RHONDDA NHS TRUST	1	11	0
Colorectal	H33	RVE	PONTYPRIDD & RHONDDA NHS TRUST	1	27	0
Colorectal	H06	RVF	GWENT HEALTHCARE NHS TRUST	3	13	0
Colorectal	H07	RVF	GWENT HEALTHCARE NHS TRUST	4	50	0

Colorectal	H09	RVF	GWENT HEALTHCARE NHS TRUST	2	9	0
Colorectal	H10	RVF	GWENT HEALTHCARE NHS TRUST	1	23	0
Colorectal	H33	RVF	GWENT HEALTHCARE NHS TRUST	5	81	0
Colorectal	H06	RVG	UNIVERSITY OF WALES & LLANDOUGH HOSPITAL NHS TRUST	2	7	0
Colorectal	H07	RVG	UNIVERSITY OF WALES & LLANDOUGH HOSPITAL NHS TRUST	2	31	0
Colorectal	H09	RVG	UNIVERSITY OF WALES & LLANDOUGH HOSPITAL NHS TRUST	1	9	0
Colorectal	H10	RVG	UNIVERSITY OF WALES & LLANDOUGH HOSPITAL NHS TRUST		22	0
Colorectal	H33	RVG	UNIVERSITY OF WALES & LLANDOUGH HOSPITAL NHS TRUST	6	53	0
GU	M34	RKU	CEREDIGION & MID WALES NHS TRUST		3	0
GU	M42	RKU	CEREDIGION & MID WALES NHS TRUST	1	26	0
GU	M65	RKU	CEREDIGION & MID WALES NHS TRUST		9	0
GU	M02	RR6	PEMBROKESHIRE & DERWEN NHS TRUST		1	0
GU	M42	RR6	PEMBROKESHIRE & DERWEN NHS TRUST		53	0
GU	M65	RR6	PEMBROKESHIRE & DERWEN NHS TRUST		8	0
GU	N06	RR6	PEMBROKESHIRE & DERWEN NHS TRUST		2	0
GU	M42	RRS	NORTH GLAMORGAN NHS TRUST	1	39	0
GU	M65	RRS	NORTH GLAMORGAN NHS TRUST		6	0
GU	N06	RRS	NORTH GLAMORGAN NHS TRUST		1	0
GU	M02	RT7	NORTH WEST WALES NHS TRUST		13	0
GU	M34	RT7	NORTH WEST WALES NHS TRUST	3	1	1
GU	M42	RT7	NORTH WEST WALES NHS TRUST		109	0
GU	M65	RT7	NORTH WEST WALES NHS TRUST	1	27	0
GU	N06	RT7	NORTH WEST WALES NHS TRUST		1	0
GU	M02	RT8	CONWY & DENBEIGHSHIRE NHS TRUST	1	22	0
GU	M34	RT8	CONWY & DENBEIGHSHIRE NHS TRUST		10	0
GU	M42	RT8	CONWY & DENBEIGHSHIRE NHS TRUST		7	0
GU	M61	RT8	CONWY & DENBEIGHSHIRE NHS TRUST		20	0
GU	M65	RT8	CONWY & DENBEIGHSHIRE NHS TRUST		37	0
GU	N06	RT8	CONWY & DENBEIGHSHIRE NHS TRUST		9	0
GU	M02	RT9	NORTH EAST WALES NHS TRUST	1	6	0
GU	M34	RT9	NORTH EAST WALES NHS TRUST	2	2	1
GU	M42	RT9	NORTH EAST WALES NHS TRUST		93	0
GU	M61	RT9	NORTH EAST WALES NHS TRUST		1	0
GU	M65	RT9	NORTH EAST WALES NHS TRUST	1	17	0
GU	N06	RT9	NORTH EAST WALES NHS TRUST		1	0
GU	M02	RVA	CARMARTHENSHIRE NHS TRUST	1	18	0
GU	M34	RVA	CARMARTHENSHIRE NHS TRUST		6	0
GU	M42	RVA	CARMARTHENSHIRE NHS TRUST	1	117	0
GU	M61	RVA	CARMARTHENSHIRE NHS TRUST		6	0
GU	M65	RVA	CARMARTHENSHIRE NHS TRUST	1	48	0
GU	N06	RVA	CARMARTHENSHIRE NHS TRUST		7	0
GU	M02	RVC	SWANSEA NHS TRUST		22	0
GU	M34	RVC	SWANSEA NHS TRUST		14	0
GU	M42	RVC	SWANSEA NHS TRUST	1	153	0
GU	M61	RVC	SWANSEA NHS TRUST		22	0
GU	M65	RVC	SWANSEA NHS TRUST		37	0
GU	N06	RVC	SWANSEA NHS TRUST		6	0
GU	M02	RVD	BRO MORGANNWG NHS TRUST		16	0
GU	M34	RVD	BRO MORGANNWG NHS TRUST	1	6	0
GU	M42	RVD	BRO MORGANNWG NHS TRUST	4	285	0
GU	M61	RVD	BRO MORGANNWG NHS TRUST		1	0
GU	M65	RVD	BRO MORGANNWG NHS TRUST		20	0
GU	N06	RVD	BRO MORGANNWG NHS TRUST		5	0
GU	M02	RVE	PONTYPRIDD & RHONDDA NHS TRUST		14	0
GU	M42	RVE	PONTYPRIDD & RHONDDA NHS TRUST		101	0
GU	M65	RVE	PONTYPRIDD & RHONDDA NHS TRUST		38	0
GU	N06	RVE	PONTYPRIDD & RHONDDA NHS TRUST		3	0
GU	M02	RVF	GWENT HEALTHCARE NHS TRUST		34	0
GU	M34	RVF	GWENT HEALTHCARE NHS TRUST	1	8	0
GU	M42	RVF	GWENT HEALTHCARE NHS TRUST		377	0
GU	M61	RVF	GWENT HEALTHCARE NHS TRUST		16	0
GU	M65	RVF	GWENT HEALTHCARE NHS TRUST		51	0
GU	N06	RVF	GWENT HEALTHCARE NHS TRUST		6	0
GU	M02	RVG	UNIVERSITY OF WALES & LLANDOUGH HOSPITAL NHS TRUST	2	24	0
GU	M34	RVG	UNIVERSITY OF WALES & LLANDOUGH HOSPITAL NHS TRUST		4	0
GU	M42	RVG	UNIVERSITY OF WALES & LLANDOUGH HOSPITAL NHS TRUST	3	222	0
GU	M61	RVG	UNIVERSITY OF WALES & LLANDOUGH HOSPITAL NHS TRUST		8	0
GU	M65	RVG	UNIVERSITY OF WALES & LLANDOUGH HOSPITAL NHS TRUST		22	0
GU	N06	RVG	UNIVERSITY OF WALES & LLANDOUGH HOSPITAL NHS TRUST		8	0
Gynae	Q07	RKU	CEREDIGION & MID WALES NHS TRUST		6	0
Gynae	Q07	RR6	PEMBROKESHIRE & DERWEN NHS TRUST		14	0
Gynae	Q07	RRS	NORTH GLAMORGAN NHS TRUST		16	0
Gynae	Q07	RT7	NORTH WEST WALES NHS TRUST		25	0
Gynae	Q07	RT8	CONWY & DENBEIGHSHIRE NHS TRUST	1	33	0
Gynae	Q07	RT9	NORTH EAST WALES NHS TRUST		41	0
Gynae	Q07	RVA	CARMARTHENSHIRE NHS TRUST		21	0

Gynae	Q07	RVC	SWANSEA NHS TRUST		53	0
Gynae	Q07	RVD	BRO MORGANNWG NHS TRUST		28	0
Gynae	Q07	RVE	PONTYPRIDD & RHONDDA NHS TRUST	1	26	0
Gynae	Q07	RVF	GWENT HEALTHCARE NHS TRUST		53	0
Gynae	Q07	RVG	UNIVERSITY OF WALES & LLANDOUGH HOSPITAL NHS TRUST	2	85	0
Lung	E48	RQF	VELINDRE NHS TRUST		1	0
Lung	E50	RQF	VELINDRE NHS TRUST		1	0
Lung	E48	RRS	NORTH GLAMORGAN NHS TRUST		1	0
Lung	E48	RVA	CARMARTHENSHIRE NHS TRUST	1	4	0
Lung	E54	RVC	SWANSEA NHS TRUST		19	0
Lung	E48	RVE	PONTYPRIDD & RHONDDA NHS TRUST		1	0
Lung	E50	RVE	PONTYPRIDD & RHONDDA NHS TRUST		1	0
Lung	E50	RVG	UNIVERSITY OF WALES & LLANDOUGH HOSPITAL NHS TRUST		2	0
Lung	E54	RVG	UNIVERSITY OF WALES & LLANDOUGH HOSPITAL NHS TRUST	1	43	0
Year 4 Total				111	5502	0

ANNEX C GLOSSARY OF TERMS

Admissions: Episodes that were the first in the spell of inpatient treatment, ie records with an episode order of 1. Used to count the patient spells in hospital rather than the consultant episodes that make it up.

All operations: Includes episodes where any one of the first four operations recorded by the trust falls within the procedure codes of interest.

Consultant episodes: The period of time a patient spends continuously in the care of one consultant in a hospital or hospitals in the same trust. When there has been a delivery resulting in a registrable birth during the episode, the record for the mother is called a delivery episode and the record for the baby is called a birth episode.

Day cases: Patients who are electively admitted (ie . from a waiting list, or as planned admissions) during the course of a day with the intention of receiving care or treatment which can be completed before the end of that day, and who return home as scheduled. If such patients have to be detained in hospital overnight, they are not counted as day case admissions. If patients complete their treatment on the same day but were not planned to do so, they are not day cases.

Elective: Episodes or admissions for patients whose admission date is known in advance and for whom arrangements are made beforehand. Elective admissions comprise the following items:

- (i) Waiting list admissions; patients admitted from a waiting list, having been given no date of admission at the time a decision was made to admit.
- (ii) Booked admissions; patients admitted having been given a date of admission at the time a decision was made.
- (iii) Planned admissions.

Emergency: Episodes or admissions with an admission method indicating the admission was an emergency (codes 21 to 24 or 28). Note that the admission method code is carried forward to any episodes following the first, and these episodes have also been counted. Although non-elective will largely equate to emergency, non-elective also includes transfers and maternity episodes.

Episodes: Same as consultant episodes

Finished consultant episodes: Same as finished episodes

Finished episodes: The number of HES records that relate to episodes of in-patient care which ended during the time period covered by the analysis. The counts have not been adjusted to take account of any possible shortfall (or duplication) in the records received from NHS Trusts.

Hospital episode statistics (HES): Database of all episodes of care in NHS hospitals in England since 1987/88. Each hospital episode record contains personal, administrative and clinical details. HES is designed to count episodes and not individual patients.

Inpatients: Episodes that are not day cases, ie where a patient stays at least one night in hospital or was not planned to be a day case.

Length of stay: The mean (average) and median (middle in ranking) of the spell duration in days. A spell is a period of continuous inpatient care, which may consist of more than one episode, and is calculated by subtracting the admission date from the discharge date. Day cases, which have a length of stay of zero days are excluded from this calculation.

Main operation: The surgical procedure code that is the first recorded. The first position is expected to contain the code for most resource intensive procedure, although there is no nationally agreed definition for 'main operation'.

Patient (PEDW): Database of all episodes of care in NHS hospitals in Wales, similar to Hospital Episode Statistics in England. Each hospital episode record contains personal, administrative and clinical details.

Primary diagnosis: The diagnosis that appears first on the episode record. Trusts are asked to code the main condition that was treated during the episode as the first diagnosis. This is called the primary or principle diagnosis.

Spell: A period of continuous inpatient care, which may consist of more than one consultant episode. Spell duration or length of stay is calculated by subtracting the admission date from the discharge date.

Waiting time: The mean (average) and median (middle in ranking) waiting time in days for admissions from the waiting list. Waiting time in HES is the period between the date of the decision to admit and the date of eventual admission. Days of deferment and suspension are not taken into account.

ANNEX D TECHNICAL NOTES AND SUPPORTING MATERIALS

The analysis has been made available in the form of spreadsheets and a database.

Spreadsheets

The results of most of the analysis are provided in two Excel spreadsheets covering trusts in England and Wales. Information on procedures and deaths appear on separate sheets. The questions, which were required to be answered, covered the changes in secondary care work that had been undertaken in the five main cancer site areas and inter provider comparisons. The changes of interest were related to activity carried out in the two nations together with inter provider comparisons between the four years 1999/00 to 1999/2000.

The cancer site areas were:

Cancer Site Code	Cancer Site
1	Colo-rectal cancer
2	Cancer of the lung, trachea or bronchus
3	Breast cancer
4	Gynaecological (female genital) cancers
5	Genito-urinary (male genital and urinary tract) cancers

For the purposes of this work these cancer sites were further sub-divided to be more clinically meaningful these are shown in table D1. All analysis reports at this level of detail.

The indicators that were chosen to be of interest included:

- Total activity
- Wait Times for Treatment
- Spell Duration
- Elective and Non Elective Split
- Level of Daycase Activity
- Surgical procedures
- In-hospital deaths

The spreadsheets contain high level results for England and Wales; the associated database, which contains the base tabulations, is available in an Access database. The tabulations were carried out at a number of levels breaking the work down to operative procedure, cancer site and trust subdivided into elective, non-elective and daycase work.

There is a casemix component which needs to be factored into inter provider comparisons to answer the question of whether patient's experiences of trusts vary because different trusts treat patients differently or patients needs are different. To take account of casemix variations within the cancer site area the OPCS primary procedure was used as the

casemix adjustment tool within cancer site. HRGs were found to be too broad a tool for this study. The expected levels were computed by year for each provider based on the average figures for either England or Wales. The standard was applied specific to each year.

The spreadsheets contain casemix-adjusted results for:

- Daycase levels
- Waiting Time
- Spell Duration

Spreadsheet Results

The spreadsheets contain the following tables:

England

England – Overview by Year [1996/7 to 1999/00]

- Inpatient & Daycase Activity [All Elective & Emergency]
- Inpatient Activity [All Elective & Emergency]
- Daycase Activity
- % Daycase of all elective work
- Elective Inpatients
- Non Elective Inpatients
- % Non Elective
- Waiting Times in Days for Elective Surgery - Inpatient & Daycase
- Waiting Times in Days for Elective Surgery - Inpatient Only
- Waiting Times in Days for Elective Surgery - Daycases Only
- Inpatient Spell Duration - Elective & Emergency
- Inpatient Spell Duration – Elective
- Inpatient Spell Duration - Non Elective

Waiting times and spell durations are provided with the Mean, Median, Counts and Standard Error of the mean.

Trusts by Year

- Inpatient & Daycase Activity [All Elective & Emergency]
- Inpatient Activity [All Elective & Emergency]
- Daycase Activity
- % Daycase of all elective work

- Elective Inpatients
- Non Elective Inpatients
- % Non Elective Inpatients
- Waiting Times in Days for Elective Surgery - Inpatient & Daycase
- Waiting Times in Days for Elective Surgery - Inpatient Only
- Waiting Times in Days for Elective Surgery - Daycases Only
- Inpatient Spell Duration - Elective & Emergency
- Inpatient Spell Duration – Elective
- Inpatient Spell Duration - Non Elective

Percentile positions of trusts relative to other trusts by year are shown for the following indicators:

- Percentage of Non Elective work
- Percentage of Daycase Work
- Waiting Times
- Inpatient Spell Duration

In addition to these tables casemix analysis by year and cancer site is provided against:

- Daycase Levels
- Waiting Times
- Spell Duration

Wales

The same level of information is provided for Wales as it is for England with the exclusion of percentile rank position. The Welsh data is based on all patients treated in Wales or treated outside of Wales as specified by the PEDW dataset. Overview figures are based on the *Welsh* experience. The HES analysis for England is based on extracts via FES and this is set up by the Department to deliver results for Trusts only in England. These differences need to be considered if results are to be interpreted between the English and Welsh figures.

Data supplied on CD

Key spreadsheets

As described above most results are in the England and Wales spreadsheet (Excel) files.

Database

The base tabulated data is available in an Access 97 database file. The information contained in the Access database covers all tables that were produced within the study providing information in addition to the Excel spreadsheets. The associated decode tables are also provided for such variables as waiting time and spell distributions. Table D2 shows the contents of the database by table.

Data and supporting materials

Information presented in the CHSS report can be found in the CD files as shown below, with a lookup table for each chart and table given in Table D3:

Filename	Contents	England or Wales	Data (D), Charts (C) or Tables (T)
The Data Base.mdb	Activity, wait, spell	E,W	D
England Results.xls	Activity, wait, spell	E	D
Wales Results.xls	Activity, wait, spell	W	D
Testfigs_E_a_CD.xls	Activity	E	C
Testfigs_W_a_CD.xls	Activity	W	C
Testfigs_E_w_CD.xls	Wait	E	C
Testfigs_W_w_CD.xls	Wait	W	C
Testfigs_E_s_CD.xls	Spell	E	C
Testfigs_W_s_CD.xls	Spell	W	C
Pivotables.xls	Activity, wait, spell	E,W	T
CancerOP2.xls	Operations	E	D,C
Tab_E_ops.xls	Operations	E	T
DeadWales_and_Ops.xls	Operations, deaths	W	D
DeadWales-OPs_yr4.xls	Operations, deaths	W	C,T
DeadEngland.xls	Deaths	E	D,T

It should be noted that:

1. Data were from HES and PEDW databases covering years 1996/7-1999/2000.
2. To duplicate some charts, the source data must first be sorted.

Further Details

The output can be considered as a toolkit for further analysis. The standard error in the mean has been provided for waiting times and spell duration. Confidence intervals have not been computed in these variables but it is possible to compute these based on the t distribution using the standard error

For trust analysis the tables provide a number of comparison points which are:

- National changes overtime
- National rates
- Trust value and pattern of change
- Trust percentile position and pattern of change
- Trust expected value casemix adjusted, pattern of change in actual and expected

Care needs to be taken that comparisons are not being made on low volumes of data (say less than 20 cases). Outlier exclusions have not been made which may influence the result for any particular year.

Table D1 – Sub division of Cancer Sites and ICD codes used to determine classification

Cancer Site Sub Code	Cancer Site Sub-division Text	ICD10 Code
1.1	Malignant neoplasm of colon	C18
1.2	Malignant neoplasm of rectum, rectosigmoid junction and anus	C19 - C21
2	Malignant neoplasm of trachea, bronchus and lung	C33 - C34
3	Malignant neoplasm of breast	C50
4.1	Malignant neoplasm of cervix uteri	C53
4.2	Malignant neoplasm of corpus uteri	C54
4.3	Malignant neoplasm of ovary	C56
4.4	Malignant neoplasm – gynaecological other	C51 - C52, C55, C57 - C58
5.1	Malignant neoplasm of prostate	C61
5.2	Malignant neoplasm of testis	C62
5.3	Malignant neoplasm of kidney, renal pelvis and ureter	C64 - C66
5.4	Malignant neoplasm of bladder	C67
5.5	Malignant neoplasm - genito-urinary other	C60, C63, C68
6	Malignant neoplasm other	C00 - C17, C22 - C32, C35 - C49, C69 - D09

Table D2 – Contents of Access Database 'The Base Data'		
Table Name	Description	England / Wales
Cancer site	Decode for cancer site code	
Elective wait	Decode for wait time banding code	
England_Trust	Decode for Trust Names with successor trust, HA, region etc	
ICD10 3-Digit	Decode for ICD 10 at a three character level	
LoS in Days	Decode for LoS in Days grouped, with sort order	
OPCS4 - 4	Decode for OPCS 4 at a four character level	
OPCS4_3 digit	Decode for OPCS 4 at a three character level	
PatClass Band	Decode for patient classification	
t180	Elective only breakdown of cancer site by procedure [OPCS4 3 character level] by provider & patient class by year	England
t181	As t180 but all admissions	England
t182	Elective wait stats by provider, cancer site and procedure [OPCS 4 3 character] for Inpatients & Daycases	England
t183	As t182 but Inpatient only	England
t184	As t182 but Daycase only	England
t185	Elective wait stats by provider & cancer site for Inpatients & Daycases combined [dropping procedure]	England
t186	As t186 but Inpatient only	England
t187	As t186 but Daycase only	England
t188	Elective wait stats for England by cancer site for Inpatients & Daycases combined [dropping procedure]	England
t189	As t188 for Inpatient only	England
t190	As t188 for Daycase only	England
t191	Elective wait stats for England by cancer site and procedure for Inpatients & Daycases combined	England
t192	As t191 for Inpatient only	England
t193	As t191 for Daycase only	England
t194	Elective waiting time distribution [grouping in days – see decode] for Inpatients and Daycases combined by	England
t195	As t194 for Inpatient only	England
t196	As t194 for Daycase only	England
t197	Spell duration distribution [grouping in days - see decode] for All Inpatients by provider	England
t198	As t197 for Inpatients only	England
t199	As t197 for Daycase only	England
t200	Inpatient spell duration stats for Elective and Emergency by cancer site, procedure [OPCS 4 3 character] and	England

Table D2 – Contents of Access Database 'The Base Data'		
Table Name	Description	England / Wales
t201	As t200 but Elective only	England
t202	As t200 but Non Elective only	England
t203	Inpatient spell duration stats for Elective and Emergency by cancer site and provider [dropping procedure]	England
t204	As t203 but Elective only	England
t205	As t203 but Non Elective only	England
t206	Inpatient spell duration stats for Elective and Emergency by cancer site for England [dropping procedure]	England
t207	As t206 Elective only	England
t208	As t206 Non Elective only	England
t209	Inpatient spell duration stats for Elective and Emergency by cancer site and procedure for England	England
t210	As t209 Elective only	England
t211	As t209 Non Elective only	England
w1	Breakdown of Inpatient / Daycase work by admission method by cancer site, procedure [OPCS 4 3 character] and	Wales
w10	As w10 but inpatient only	Wales
w11	As w10 but daycase only	Wales
w12	Elective wait stats for Wales by cancer site and procedure for Inpatients & Daycases combined	Wales
w13	As w12 but inpatient only	Wales
w14	As w12 but daycase only	Wales
w15	Elective waiting time distribution [grouping in days – see decode] for Inpatients and Daycases combined by	Wales
w16	As w15 but inpatient only	Wales
w17	As w15 but daycase only	Wales
w18	Spell duration distribution [grouping in days - see decode] for All Inpatients by provider	Wales
w19	As w18 but elective only	Wales
w20	As w19 but non elective only	Wales
w21	Inpatient spell duration stats for Elective and Emergency by cancer site, procedure [OPCS 4 3 character] and	Wales
w22	As w21 but elective only	Wales
w23	As w21 but non elective only	Wales
w24	Inpatient spell duration stats for Elective and Emergency by cancer site and provider [dropping procedure]	Wales
w25	As w24 but elective only	Wales
w26	As w24 but non elective only	Wales

Table D2 – Contents of Access Database 'The Base Data'		
Table Name	Description	England / Wales
w27	Inpatient spell duration stats for Elective and Emergency by cancer site for Wales [dropping procedure]	Wales
w28	As w27 elective only	Wales
w29	As w27 non elective only	Wales
w3	Elective Wait Stats by provider, cancer site and procedure [OPCS 4 3 character] for Inpatient and Daycases	Wales
w30	Inpatient spell duration stats for Elective and Emergency by cancer site and procedure for Wales	Wales
w31	As w30 but elective only	Wales
w32	As w30 but non elective only	Wales
w4	As w3 but inpatient only	Wales
w5	As w3 but daycase only	Wales
w6	Elective wait stats by provider & cancer site for Inpatients & Daycases combined [dropping procedure]	Wales
w7	As w6 but inpatient only	Wales
w8	As w6 but daycase only	Wales
w9	Elective wait stats for Wales by cancer site for Inpatients & Daycases combined [dropping procedure]	Wales
Wales_Trust_		

Table D3 Lookup table for finding charts and tables in the spreadsheets

Page	File name	Sheet name
A1	test_E_a_CD.xls	E to W ratio
A2	test_E_a_CD.xls	fces to inc
A3	test_E_a_CD.xls	a
A4	test_E_a_CD.xls	a%
A5	test_E_a_CD.xls	c%
A6	test_E_a_CD.xls	d
A7	test_E_a_CD.xls	e
A8	test_W_a_CD.xls	a
A9	test_W_a_CD.xls	a%
A10	test_W_a_CD.xls	c%
A11	test_W_a_CD.xls	d
A12	test_W_a_CD.xls	e
A13	Test_E_a_CD.xls	f mean
A14	Test_E_a_CD.xls	f med
A15	test_E_a_CD.xls	g mean
A16	test_E_a_CD.xls	h mean
A17	test_W_a_CD.xls	f mean
A18	test_W_a_CD.xls	f med
A19	test_W_a_CD.xls	g mean
A20	test_W_a_CD.xls	h mean
A21	test_E_a_CD.xls	j mean
A22	test_E_a_CD.xls	k mean
A23	test_W_a_CD.xls	j mean
A24	test_W_a_CD.xls	k mean
A25	test_E_a_CD.xls	t fces 1.1
A26	test_E_a_CD.xls	t fces 1.2
A27	test_E_a_CD.xls	t fces 2
A28	test_E_a_CD.xls	t fces 3
A29	test_E_a_CD.xls	t fces 4.1
A30	test_E_a_CD.xls	t fces 4.2
A31	test_E_a_CD.xls	t fces 4.3
A32	test_E_a_CD.xls	t fces 5.1
A33	test_E_a_CD.xls	t fces 5.2
A34	test_E_a_CD.xls	t fces 5.3
A35	test_E_a_CD.xls	t fces 5.4
A36	pivotables.xls	t fces 1.1
A37	pivotables.xls	t fces 1.2
A38	pivotables.xls	t fces 2
A39	pivotables.xls	t fces 3
A40	pivotables.xls	t fces 4.1
A41	pivotables.xls	t fces 4.2
A42	pivotables.xls	t fces 4.3
A43	pivotables.xls	t fces 5.1
A44	pivotables.xls	t fces 5.2
A45	pivotables.xls	t fces 5.3
A46	pivotables.xls	t fces 5.4
A47	test_W_a_CD.xls	RQF fces (2)
A48	test_W_a_CD.xls	RR6 fces (2)
A49	test_E_w_CD.xls	t wait 1.1

A50	test_E_w_CD.xls	t med wait 1.1
A51	test_E_w_CD.xls	t wait 1.2
A52	test_E_w_CD.xls	t wait 2
A53	test_E_w_CD.xls	t wait 3
A54	test_E_w_CD.xls	t wait 4.1
A55	test_E_w_CD.xls	t wait 4.2
A56	test_E_w_CD.xls	t wait 4.3
A57	test_E_w_CD.xls	t wait 5.1
A58	test_E_w_CD.xls	t wait 5.2
A59	test_E_w_CD.xls	t wait 5.3
A60	test_E_w_CD.xls	t wait 5.4
A61	test_E_w_CD.xls	t wait 6
A62	test_W_w_CD.xls	t wait 1.1
A63	test_W_w_CD.xls	t fces (wait) 1.1
A64	test_W_w_CD.xls	t wait 1.2
A65	test_W_w_CD.xls	t wait 2
A66	test_W_w_CD.xls	t wait 3
A67	test_W_w_CD.xls	t wait 4.1
A68	test_W_w_CD.xls	t wait 4.2
A69	test_W_w_CD.xls	t wait 4.3
A70	test_W_w_CD.xls	t wait 5.1
A71	test_W_w_CD.xls	t wait 5.2
A72	test_W_w_CD.xls	t wait 5.3
A73	test_W_w_CD.xls	t wait 5.4
A74	test_E_s_CD.xls	t spell el 1.1
A75	test_E_s_CD.xls	t spell el 1.2
A76	test_E_s_CD.xls	t spell el 2
A77	test_E_s_CD.xls	t spell el 3
A78	test_E_s_CD.xls	t spell el 4.1
A79	test_E_s_CD.xls	t spell el 4.2
A80	test_E_s_CD.xls	t spell el 4.3
A81	test_E_s_CD.xls	t spell el 5.1
A82	test_E_s_CD.xls	t spell el 5.2
A83	test_E_s_CD.xls	t spell el 5.3
A84	test_E_s_CD.xls	t spell el 5.4
A85	test_E_s_CD.xls	t spell em 1.1
A86	test_E_s_CD.xls	t spell med em 1.1
A87	test_W_s_CD.xls	t spell el 1.1
A88	test_W_s_CD.xls	t spell el 1.2
A89	test_W_s_CD.xls	t spell el 2
A90	test_W_s_CD.xls	t spell el 3
A91	test_W_s_CD.xls	t spell el 4.1
A92	test_W_s_CD.xls	t spell el 4.2
A93	test_W_s_CD.xls	t spell el 4.3
A94	test_W_s_CD.xls	t spell el 5.1
A95	test_W_s_CD.xls	t spell el 5.2
A96	test_W_s_CD.xls	t spell el 5.3
A97	test_W_s_CD.xls	t spell el 5.4
A98	CancerOP2.xls	H06
A99	DeadWales_OPs_yr4.xls	H06
A100	CancerOP2.xls	H07
A101	DeadWales_OPs_yr4.xls	H07
A102	CancerOP2.xls	H09

A103	DeadWales_OPs_yr4.xls	H09
A104	CancerOP2.xls	H10
A105	DeadWales_OPs_yr4.xls	H10
A106	CancerOP2.xls	H33
A107	DeadWales_OPs_yr4.xls	H33
A108	CancerOP2.xls	H22
A109	DeadWales_OPs_yr4.xls	H22
A110	CancerOP2.xls	H25
A111	DeadWales_OPs_yr4.xls	H25
A112	CancerOP2.xls	E54
A113	DeadWales_OPs_yr4.xls	E54
A114	CancerOP2.xls	E48
A115	DeadWales_OPs_yr4.xls	E48
A116	CancerOP2.xls	E50
A117	DeadWales_OPs_yr4.xls	E50
A118	CancerOP2.xls	E49
A119	DeadWales_OPs_yr4.xls	E49
A120	CancerOP2.xls	E51
A121	DeadWales_OPs_yr4.xls	E51
A122	CancerOP2.xls	E63
A123	DeadWales_OPs_yr4.xls	E63
A124	CancerOP2.xls	G45
A125	DeadWales_OPs_yr4.xls	G45
A126	CancerOP2.xls	B27
A127	DeadWales_OPs_yr4.xls	B27
A128	CancerOP2.xls	B28
A129	DeadWales_OPs_yr4.xls	B28
A130	CancerOP2.xls	B32
A131	DeadWales_OPs_yr4.xls	B32
A132	CancerOP2.xls	Q07
A133	DeadWales_OPs_yr4.xls	Q07
A134	CancerOP2.xls	Q03
A135	DeadWales_OPs_yr4.xls	Q03
A136	CancerOP2.xls	Q18
A137	DeadWales_OPs_yr4.xls	Q18
A138	CancerOP2.xls	M61
A139	DeadWales_OPs_yr4.xls	M61
A140	CancerOP2.xls	M65
A141	DeadWales_OPs_yr4.xls	M65
A142	CancerOP2.xls	N06
A143	DeadWales_OPs_yr4.xls	N06
A144	CancerOP2.xls	M02
A145	DeadWales_OPs_yr4.xls	M02
A146	CancerOP2.xls	M34
A147	DeadWales_OPs_yr4.xls	M34
A148	CancerOP2.xls	M42
A149	DeadWales_OPs_yr4.xls	M42
A150	CancerOP2.xls	M45
A151	DeadWales_OPs_yr4.xls	M45
B1		
B2-B5	Pivotables.xls	EngFces
B6-B8	Pivotables.xls	EngWait
B9-B12	Pivotables.xls	EngSpell

B13	Pivotables.xls	All Welsh Data
B14-B17	Tab_E_ops.xls	Colorectal
B18	DeadWales_OPs_yr 4.xls	Colorectal
B19-B22	Tab_E_ops.xls	Lung
B23	DeadWales_OPs_yr 4.xls	Lung
B24-B27	Tab_E_ops.xls	Breast
B28	DeadWales_OPs_yr 4.xls	Breast
B29-B32	Tab_E_ops.xls	Gynae
B33	DeadWales_OPs_yr 4.xls	Gynae
B34-B37	Tab_E_ops.xls	GU
B38	DeadWales_OPs_yr 4.xls	GU
B39-B73	DeadEngland.xls	DeadEngland
B74-B76	DeadWales_OPs_yr 4.xls	DeadWales