



# Kent Academic Repository

**Silla Jr, Carlos N., Koerich, Alessandro L. and Kaestner, Celso A.A. (2008)**  
***Feature Selection in Automatic Music Genre Classification.*** In: Tenth IEEE International Symposium on Multimedia. . pp. 39-44.

## Downloaded from

<https://kar.kent.ac.uk/24091/> The University of Kent's Academic Repository KAR

## The version of record is available from

<https://doi.org/10.1109/ISM.2008.54>

## This document version

UNSPECIFIED

## DOI for this version

## Licence for this version

UNSPECIFIED

## Additional information

## Versions of research works

### Versions of Record

If this version is the version of record, it is the same as the published version available on the publisher's web site. Cite as the published version.

### Author Accepted Manuscripts

If this document is identified as the Author Accepted Manuscript it is the version after peer review but before type setting, copy editing or publisher branding. Cite as Surname, Initial. (Year) 'Title of article'. To be published in *Title of Journal*, Volume and issue numbers [peer-reviewed accepted version]. Available at: DOI or URL (Accessed: date).

## Enquiries

If you have questions about this document contact [ResearchSupport@kent.ac.uk](mailto:ResearchSupport@kent.ac.uk). Please include the URL of the record in KAR. If you believe that your, or a third party's rights have been compromised through this document please see our [Take Down policy](https://www.kent.ac.uk/guides/kar-the-kent-academic-repository#policies) (available from <https://www.kent.ac.uk/guides/kar-the-kent-academic-repository#policies>).

## Feature Selection in Automatic Music Genre Classification

Carlos N. Silla Jr.  
University of Kent  
Computing Laboratory  
Canterbury, CT2 7NF, Kent, United Kingdom  
cns2@kent.ac.uk

Alessandro L. Koerich  
Pontifical Catholic University of Paraná  
R. Imaculada Conceição 1155, 80215-901, Curitiba, Brazil  
alekoe@ppgia.pucpr.br

Celso A. A. Kaestner  
Federal University of Technology of Paraná  
Av. Sete de Setembro 3165, 80230-901, Curitiba, Brazil  
celsokaestner@utfpr.edu.br

### Abstract

*This paper presents the results of the application of a feature selection procedure to an automatic music genre classification system. The classification system is based on the use of multiple feature vectors and an ensemble approach, according to time and space decomposition strategies. Feature vectors are extracted from music segments from the beginning, middle and end of the original music signal (time-decomposition). Despite being music genre classification a multi-class problem, we accomplish the task using a combination of binary classifiers, whose results are merged in order to produce the final music genre label (space decomposition). As individual classifiers several machine learning algorithms were employed: Naïve-Bayes, Decision Trees, Support Vector Machines and Multi-Layer Perceptron Neural Nets. Experiments were carried out on a novel dataset called Latin Music Database, which contains 3,227 music pieces categorized in 10 musical genres. The experimental results show that the employed features have different importance according to the part of the music signal from where the feature vectors were extracted. Furthermore, the ensemble approach provides better results than the individual segments in most cases.*

### 1. Introduction

Music genres can be defined as categorical labels created by humans in order to identify the style of the music. The automatic classification of music genres is nowadays an important task, because music genre is a descriptor that is largely used to organize large collections of digital music [1], [21]. This is specially true in the Internet, which contains large amounts of multimedia content, and where music genre is frequently used in search queries [6], [9]. Also, from a pattern recognition perspective, the task of automatic music genre classification poses an interesting research problem: music signal, a complex time-variant signal, is very high dimensional, and music databases can be very large [2].

Most of the current research on music genre classification focus on the development of new feature sets and classification methods [10], [11], [14]. On the other hand, few works have dealt with feature selection. One of the few exceptions is the work of Grimaldi et al. [8] which presents a new method for feature extraction based on the discrete wavelet transform; however, no experiments have been performed using a standard set of features, like the ones proposed by Tzanetakis & Cook [21]. More recently Fiebrink & Fujinaga [7] have employed a forward feature selection (FFS) procedure and the principal component analysis (PCA) procedure for automatic music classification. Yaslan and Cataltepe [23] have also used a feature selection (FS) for music classification using dimensionality re-

duction methods, such as forward (FFS) and backward feature selection (BFS) and PCA. The results suggest that feature selection, the use of different classifiers, and a subsequent combination of results can improve the music genre classification accuracy. Bergstra et al. [2] use the ensemble learner AdaBoost which performs the classification iteratively by combining the weighted votes of several weak learners. The procedure shows to be effective in three music genre databases, winning the music genre identification task in the MIREX 2005 (Music Inf. Retrieval EXchange).

The aim of this work is to apply a feature selection procedure, based on Genetic Algorithms (GA), to multiple feature vectors extracted from different parts of the music signal, and analyze the discriminative power of the features according to the part of the music signal from where they were extracted, and the impact of the feature selection on the music genre classification. Another reason for the use of a GA-based FS, instead of other techniques such as PCA, is that the GA is a more profitable approach from a musicological perspective, as pointed out in [13].

This paper is organized as follows: Section 2 presents the time/space decomposition strategies used in our automatic music classification system; Section 3 presents the feature selection procedure; Section 4 describes the dataset used in the experiments and the results achieved while using feature selection over multiple feature vectors. Finally, the conclusions are stated in the last section.

## 2 Music classification: the time/space decomposition approach

Music genre classification can be considered as a three step process [2]: (1) the extraction of acoustic features from short frames of the audio signal; (2) the aggregation of the features into more abstract segment-level features; and (3) the prediction of the music genre using a classification algorithm that uses the segment-level features as input.

In this work we employ the MARSYAS framework [21] for feature extraction; it extracts acoustic features from the audio frames and aggregate them into music segments. Our music classification system is based on standard supervised machine learning algorithms. However, we employ multiple feature vectors, obtained from the original music signal according to *time* and *space* decompositions [4], [20], [17]. Therefore several feature vectors and component classifiers are used in each music part, and a combination procedure is employed to produce the final class label, according to an ensemble approach [12].

### 2.1 Time decomposition

The music signal is naturally a time varying signal. *Time decomposition* is obtained considering feature vectors ex-

tracted from three 30-second segments (equivalent to 1,153 frames in a MP3 file) from the beginning, middle and end parts of the original music. We argue that this procedure is adequate for the problem, since it can better treat the time variation that is usual in music pieces. Also, it allows us to evaluate if the features extracted from different parts of the music have similar discriminative power. Figure 1 illustrates this process.

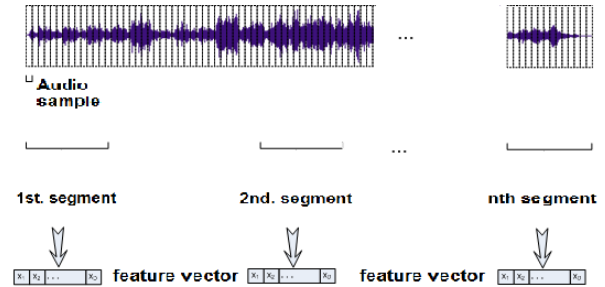


Figure 1. Time Decomposition Approach

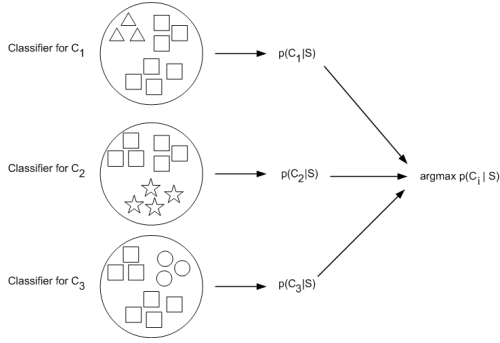
### 2.2 Space decomposition

Despite being music genre classification naturally a multi-class problem, we accomplish the task using a combination of binary classifiers, whose results are merged in order to produce the final music genre labeling. Since different features are used for different classes, the procedure characterizes a *space decomposition* of the feature space, justified because in this case the classifiers tend to be simple and effective [12]. Two main techniques are employed: (a) in the *one-against-all* (OAA) approach, a classifier is constructed for each class, and all the examples in the remaining classes are considered as negative examples of that class; (b) in the *round-robin* (RR) approach, a classifier is constructed for each pair of classes, and the examples belonging to the other classes are discarded. Figures 2 and 3 illustrate these approaches.

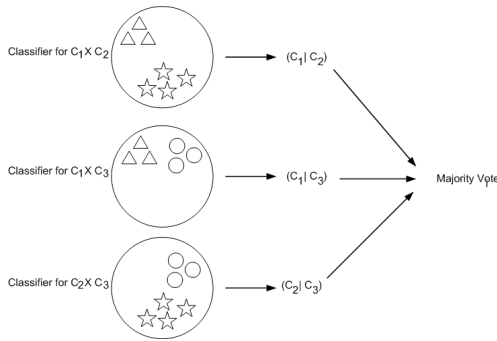
For a  $m$ -class problem ( $m$  music genres) several classifiers are generated:  $m$  classifiers in OAA and  $m(m-1)/2$  classifiers in RR. The output of these classifiers are combined according to a decision procedure in order to produce the final class label.

### 2.3 Feature set

There is no accepted theory of which features are adequate for music classification tasks [1], [2]. In our work we employ the MARSYAS framework for feature extraction from each music segment. This framework implements the original feature set proposed by Tzanetakis & Cook [21]. The features can be split in three groups: Beat Related,



**Figure 2. One-Against-All Space Decomposition Approach**



**Figure 3. Round-Robin Space Decomposition Approach**

Timbral Texture and Pitch Related. The Beat-Related features (features 1 to 6) include the relative amplitudes and the beats per minute. The Timbral Texture features (features 7 to 25) account for the means and variance of the spectral centroid, rolloff, flux, the time zero domain crossings, the first 5 Mel Frequency Cepstral coefficients and low energy. Pitch Related features (features 26 to 30) include the maximum periods and amplitudes of the pitch peaks in the pitch histograms. We note that most of the features are calculated over time intervals.

A normalization procedure is applied, in order to homogenize the input data for the classifiers: if  $maxV$  and  $minV$  are the maximum and minimum values that appears in all dataset for a given feature, a value  $V$  is replaced by  $newV$  using the equation

$$newV = \frac{(V - minV)}{(maxV - minV)}$$

The final feature vector, outlined at Table 1, is 30-dimensional (Beat: 6; Timbral Texture: 19; Pitch: 5). For a more detailed description of the features refer to [21] or [18].

**Table 1. Feature vector description**

Feature #	Description
1	Relative amplitude of the first histogram peak
2	Relative amplitude of the second histogram peak
3	Ratio between the amplitudes of the second peak and the first peak
4	Period of the first peak in bpm
5	Period of the second peak in bpm
6	Overall histogram sum (beat strength)
7	Spectral centroid mean
8	Spectral rolloff mean
9	Spectral flow mean
10	Zero crossing rate mean
11	Standard deviation for spectral centroid
12	Standard deviation for spectral rolloff
13	Standard deviation for spectral flow
14	Standard deviation for zero crossing rate
15	Low energy
16	1 rt. MFCC mean
17	2 nd. MFCC mean
18	3 rd. MFCC mean
19	4 th. MFCC mean
20	5 th. MFCC mean
21	Standard deviation for 1 rt. MFCC
22	Standard deviation for 2 nd. MFCC
23	Standard deviation for 3 rd. MFCC
24	Standard deviation for 4 th. MFCC
25	Standard deviation for 5 th. MFCC
26	The overall sum of the histogram (pitch strength)
27	Period of the maximum peak of the unfolded histogram
28	Amplitude of maximum peak of the folded histogram
29	Period of the maximum peak of the folded histogram
30	Pitch interval between the two most prominent peaks of the folded histogram

## 2.4 Classification, Combination and Decision

Standard machine learning algorithms were employed as individual component classifiers. Our approach is homogeneous, that is, the very same classifier is employed in every music part. In this work we use the following algorithms: Decision Trees (J48), k-NN, Naïve-Bayes (NB), a Multi-layer Perceptron Neural Network Classifier (MLP) with the backpropagation momentum algorithm, and a Support Vector Machines (SVM) with pairwise classification [15]. All the experiments were conducted in a framework based on the WEKA Datamining Tool [22].

The final classification label is obtained from all the partial classifications, by using a decision procedure. In our case, the combination of the time and space decomposition

strategies works as follows: (1) one of the space decomposition approaches (RR or OAA) is applied to all three segments of the time decomposition approach (i.e. beginning, middle and end); (2) a local decision considering the class of the individual segment is made based on the underlying space decomposition approach: the majority vote for the RR and rules based on the *a posteriori* probability given by the specific classifier of each case for the OAA; (3) the decision concerning the final music genre of the song is made based on the majority vote of the predicted genres from the three individual segments.

### 3 Feature Selection

The task of feature selection (FS) consists in choosing a proper subset of original feature set, in order to reduce the preprocessing and classification steps, but maintaining the final classification accuracy [3], [5]. The FS methods are often classified in two groups: the filter approach and the wrapper approach [16]. In the filter approach the feature selection process is carried out before the use of any recognition algorithm. In the wrapper approach the pattern recognition algorithm is used as a sub-routine of the system to evaluate the generated solutions.

We emphasize that our system employs several feature vectors, according to time and space decompositions. FS procedure is employed in time segment vectors, allowing us to compare the relative importance of the features according to their time origin.

Our FS procedure is based on the genetic algorithm paradigm. Individuals (chromosomes) are  $n$ -dimensional binary vectors, where  $n$  is the max feature vector size (30 in our case). Fitness of the individuals are obtained from the classification accuracy of the corresponding classifier, according to the wrapper approach.

The global feature selection procedure is as follows:

1. each individual works as a binary mask for an associated feature vector;
2. an initial assignment is randomly generated: a value 1 indicates that the corresponding feature is used, 0 that it must be discarded;
3. a classifier is trained using the selected features;
4. the generated classification structure is applied to a validation set to determine its accuracy, which is considered as the fitness value of this individual;
5. we proceed elitism to conserve the top ranked individuals; crossover and mutation operators are applied in order to obtain the next generation.

In our FS procedure we employ 50 individuals in each generation, and the evolution process ends when it converges (no significant change in successive generations) or when a fixed max number of generations is achieved.

## 4 Experiments

This section presents the experiments and the results achieved on music genre classification and feature selection. The main goal is to evaluate if the features extracted from different origins in the audio signal have similar discriminative power for music genre classification. Another goal is to verify if the ensemble-based method provides better results than the classifiers taking into account features extracted from single segments.

We employ the new Latin Music Database <sup>1</sup> [19], [18] which contains 3,227 MP3 music pieces from 10 different Latin genres, originated from music pieces of 501 artists. In this database music genre assignment was manually made by a group of human experts, based on the human perception of how each music is danced. The genre labeling was performed by two professional teachers with over 10 years of experience in teaching ballroom Latin and Brazilian dances.

The experiments were carried out on stratified training, validation and test datasets. In order to deal with balanced classes, three hundred different song tracks from each genre were randomly selected.

Our primary evaluation measure is the classification accuracy. Experiments were carry out using a ten-fold cross-validation procedure, that is, the presented results are obtained from 10 randomly independent experiment repetitions.

In Table 2 we present the results obtained with the application of the different classifiers to the beginning music segment (first 30 seconds). Since we are evaluating the feature selection procedures using the MARSYAS framework, it is important to measure its performance without the use of any FS mechanism; this evaluation corresponds to the baseline (BL) presented in the second column. Columns 3 and 4 show the results for OAA and RR space decomposition approaches without feature selection; columns FS, FSOAA and FSRR show the corresponding results with the feature selection procedure. Results for the middle and end segments can be found in [18].

Analogously, Table 3 presents global results using time and space decompositions, for OAA and RR approaches, with and without feature selection. We emphasize that this table encompasses the three time segments (beginning, middle and end).

Summarizing the results in Table 3, we conclude that the FSRR method improves classification accuracy for the classifiers J48, 3-NN and NB. Also, OAA and FSOAA methods present similar results for the MLP classifier, and only for the SVM classifier the best result is obtained without FS.

As previously mentioned, we also want to analyze if different features have the same importance according to their

<sup>1</sup>Feature vectors available in [www.ppgia.pucpr.br/~silla/lmd/](http://www.ppgia.pucpr.br/~silla/lmd/).

**Table 2. Classification accuracy (%) using space decomposition for the beginning segment of the music**

Classifier	BL	OAA	RR	FS	FSOAA	FSRR
J48	39.60	41.56	45.96	44.70	43.52	<b>48.53</b>
3-NN	45.83	45.83	45.83	51.19	51.73	<b>53.36</b>
MLP	53.96	52.53	<b>55.06</b>	52.73	53.99	54.13
NB	44.43	42.76	44.43	<b>45.43</b>	43.46	45.39
SVM	–	23.63	<b>57.43</b>	–	26.16	57.13

**Table 3. Classification accuracy (%) using global time and space decomposition**

Classifier	BL	OAA	RR	FS	FSOAA	FSRR
J48	47.33	49.63	54.06	50.10	50.03	<b>55.46</b>
3-NN	60.46	59.96	61.12	63.20	62.77	<b>64.10</b>
MLP	59.43	<b>61.03</b>	59.79	59.30	60.96	56.86
NB	46.03	43.43	47.19	47.10	44.96	<b>49.79</b>
SVM	–	30.79	<b>65.06</b>	–	29.47	63.03

time origin. Table 4 shows a schematic map indicating the features selected in each time segment. In this table we employ a binary BME mask – for (B)eginning, (M)iddle and (E)nd time segments – where 0 indicates that the feature was not selected and 1 indicated that it was selected by the FS procedure in the corresponding time segment.

In order to evaluate the discriminative power of the features, the last column in this table indicates how many times the corresponding feature was selected in the experiments (max 15 selections). Although this evaluation can be criticized, since different features can have different importance according to the employed classifier, we argue that this counting gives an idea of the global feature discriminative power. For example, features 6, 9, 10, 13, 15, 16, 17, 18, 13, 21, 22, 23, 25 and 28 are important for music genre classification. We remember that features 1 to 6 are Beat related, 7 to 25 are related to Timbral Texture, and 26 to 30 are Pitch related <sup>2</sup>.

## 5 Concluding Remarks

In this paper we evaluate a feature selection procedure based on genetic algorithms in the automatic music genre classification task. We also use an ensemble approach according to time and space decompositions: feature vectors

<sup>2</sup>See MARSYAS [21] for a complete description of the features.

**Table 4. Selected features in each time segment (BME mask)**

Feature	3-NN	J48	MLP	NB	SVM	#
1	000	001	010	101	111	7
2	000	000	010	010	011	4
3	000	001	010	011	000	4
4	000	111	010	111	001	8
5	000	000	110	101	100	5
6	111	101	111	111	110	13
7	011	110	110	000	100	7
8	001	111	110	000	111	9
9	111	111	111	111	111	15
10	110	011	111	111	111	13
11	100	001	111	001	110	8
12	011	010	111	011	111	11
13	111	011	111	111	111	14
14	001	010	101	000	011	6
15	011	111	111	111	111	14
16	111	111	111	111	111	15
17	111	100	111	111	111	13
18	111	111	111	111	111	15
19	111	010	111	111	111	13
20	011	010	110	101	101	9
21	111	111	111	101	111	14
22	111	110	111	111	111	14
23	111	111	111	100	111	13
24	011	000	111	001	011	8
25	111	011	101	111	111	13
26	000	010	100	111	111	8
27	000	111	000	101	101	7
28	111	111	011	111	111	14
29	000	100	000	000	101	3
30	000	011	000	111	000	5

are selected from different time segments of the music, and one-against-all and round-robin composition schemes are employed for space decomposition. From the partial classification results originated from these views, a unique final classification label is provided. We employ a large brand of classifiers and heuristic combination procedures in order to produce the final music genre label.

An extensive set of tests were performed in order to evaluate the feature selection procedure. Our procedure is based on the genetic algorithm paradigm, where each individual works as a mask that selects the set of features to be used in the classifier construction. The fitness of the individuals are based on its classification accuracy, according to the wrapper approach. The framework encompasses classical genetic operations (elitism, crossover, mutation) and stopping criteria.

Experiments were conducted in a new large database – the Latin Music Database, with more than 3,000 music pieces from 10 music genres – methodically constructed for this research project [19], [18].

The results achieved with the feature selection show that this procedure is effective for J48, k-NN and Naïve-Bayes classifiers; for MLP and SVM the FS procedure does not increase classification accuracy (Tables 2 and 3); these results are compatible with the ones presented in [23].

We emphasize that the use of the time/space decomposition approach represents an interesting trade-off between classification accuracy and computational effort; also, the use of a reduced set of features implies a smaller processing time. This point is an important issue in practical applications, where an adequate compromise between the quality of a solution and the time to obtain it must be achieved.

Another conclusion that can be inferred from the experiments is that the features have different importance in the classification, according to their origin music segment (Table 4). It can be seen, however, that some features are present in almost every selection, showing they have a strong discriminative power in the classification task.

Indeed, the origin, number and duration of the time segments, the use of space decomposition strategies and the definition of the more discriminative features still remain open questions for the automatic music genre classification problem.

## References

- [1] J. J. Aucouturier and F. Pachet. Representing musical genre: A state of the art. *Journal of New Music Research*, 32(1):83–93, 2003.
- [2] J. Bergstra, N. Casagrande, D. Erhan, D. Eck, and B. Kégl. Aggregate features and adaboost for music classification. *Machine Learning*, 65(2-3):473–484, 2006.
- [3] A. Blum and P. Langley. Selection of relevant features and examples in machine learning. *Artificial Intelligence*, 97(1-2):245–271, 1997.
- [4] C. H. L. Costa, J. D. Valle Jr, and A. L. Koerich. Automatic classification of audio data. In *IEEE Intern. Conf. on Systems, Man, and Cybernetics*, pages 562–567, The Hague, Holland, 2004.
- [5] M. Dash and H. Liu. Feature selection for classification. *Intelligent Data Analysis*, 1(1–4):131–156, 1997.
- [6] J. Downie and S. Cunningham. Toward a theory of music information retrieval queries: System design implications. In *Proceedings of the 3rd Intern. Conf. on Music Information Retrieval*, pages 299–300, 2002.
- [7] R. Fiebrink and I. Fujinaga. Feature selection pitfalls and music classification. In *Proc. of the 7th Intern. Conf. on Music Information Retrieval*, pages 340–341, Victoria, CA, 2006.
- [8] M. Grimaldi, P. Cunningham, and A. Kokaram. A wavelet packet representation of audio signals for music genre classification using different ensemble and feature selection techniques. In *Proc. of the 5th ACM SIGMM Intern. Workshop on Multimedia Information Retrieval*, pages 102–108, 2003.
- [9] J. Lee and J. Downie. Survey of music information needs, uses, and seeking behaviours: preliminary findings. In *Proc. of the 5th Intern. Conf. on Music Information Retrieval*, pages 441–446, Barcelona, Spain, 2004.
- [10] M. Li and R. Sleep. Genre classification via an lz78-based string kernel. In *Proc. of the 6th Intern. Conf. on Music Information Retrieval*, pages 252–259, London, UK, 2005.
- [11] T. Li and M. Ogihara. Music genre classification with taxonomy. In *Proc. of IEEE Intern. Conf. on Acoustics, Speech and Signal Processing*, pages 197–200, Philadelphia, USA, 2005.
- [12] H. Liu and L. Yu. *The Handbook of Data Mining*, chapter Feature Extraction, Selection, and Construction, pages 409–424. Lawrence Erlbaum Publishers, 2003.
- [13] C. McKay and I. Fujinaga. Musical genre classification: Is it worth pursuing and how can it be? In *Proc. of the 7th Intern. Conf. on Music Information Retrieval*, pages 101–106, Victoria, CA, 2006.
- [14] A. Meng, P. Ahrendt, and J. Larsen. Improving music genre classification by short-time feature integration. In *IEEE Intern. Conf. on Acoustics, Speech, and Signal Processing*, pages 497–500, Philadelphia, PA, USA, 2005.
- [15] T. M. Mitchell. *Machine Learning*. McGraw-Hill, 1997.
- [16] L. Molina, L. Belanche, and A. Nebot. Feature selection algorithms: a survey and experimental evaluation. In *Proc. of the IEEE Intern. Conf. on Data Mining*, pages 306–313, Maebashi City, JP, 2002.
- [17] C. Silla Jr., C. Kaestner, and A. L. Koerich. Automatic music genre classification using ensemble of classifiers (in portuguese). In *Proc. of the IEEE International Conference on Systems, Man and Cybernetics (SMC 2007)*, pages 1687–1692, Montreal, Canada, 2007.
- [18] C. N. Silla Jr. *Classifiers Combination for Automatic Music Classification (in portuguese)*. MSc dissertation, Graduate Program in Applied Computer Science, Pontifical Catholic University of Paraná, 2007.
- [19] C. N. Silla Jr., A. L. Koerich, and C. A. A. Kaestner. The latin music database. In *Proceedings of the 9th International Conference on Music Information Retrieval*, pages 451–456, 2008.
- [20] C. Silla Jr., C. Kaestner, and A. L. Koerich. Time-space ensemble strategies for automatic music genre classification. In *Brazilian Symposium on Artificial Intelligence (Lecture Notes in Computer Science, Vol.4140)*, pages 339–348, 2006.
- [21] G. Tzanetakis and P. Cook. Musical genre classification of audio signals. *IEEE Transactions on Speech and Audio Processing*, 10(5):293–302, 2002.
- [22] I. H. Witten and E. Frank. *Data Mining: Practical machine learning tools and techniques*. Morgan Kaufmann, San Francisco, 2nd edition, 2005.
- [23] Y. Yaslan and Z. Cataltepe. Audio music genre classification using different classifiers and feature selection methods. In *Proc. of the Intern. Conf. on Pattern Recognition*, pages 573–576, Hong-Kong, China, 2006.