



Kent Academic Repository

Wong, Stephen, Burnley, Mark, Mauger, Alexis R., Sun, Fenghua and Hopker, James G. (2023) *Functional threshold power and the (manufactured) critical power controversy*. *Journal of Sports Sciences* . pp. 1-2. ISSN 0264-0414.

Downloaded from

<https://kar.kent.ac.uk/104149/> The University of Kent's Academic Repository KAR

The version of record is available from

<https://doi.org/doi:10.1080/02640414.2023.2288757>

This document version

Publisher pdf

DOI for this version

Licence for this version

CC BY (Attribution)

Additional information

Versions of research works

Versions of Record

If this version is the version of record, it is the same as the published version available on the publisher's web site. Cite as the published version.

Author Accepted Manuscripts

If this document is identified as the Author Accepted Manuscript it is the version after peer review but before type setting, copy editing or publisher branding. Cite as Surname, Initial. (Year) 'Title of article'. To be published in **Title of Journal** , Volume and issue numbers [peer-reviewed accepted version]. Available at: DOI or URL (Accessed: date).

Enquiries

If you have questions about this document contact ResearchSupport@kent.ac.uk. Please include the URL of the record in KAR. If you believe that your, or a third party's rights have been compromised through this document please see our [Take Down policy](https://www.kent.ac.uk/guides/kar-the-kent-academic-repository#policies) (available from <https://www.kent.ac.uk/guides/kar-the-kent-academic-repository#policies>).

Functional threshold power and the (manufactured) critical power controversy

Stephen Wong, Mark Burnley, Alexis R Mauger, Fenghua Sun & James Hopker

To cite this article: Stephen Wong, Mark Burnley, Alexis R Mauger, Fenghua Sun & James Hopker (30 Nov 2023): Functional threshold power and the (manufactured) critical power controversy, Journal of Sports Sciences, DOI: [10.1080/02640414.2023.2288757](https://doi.org/10.1080/02640414.2023.2288757)

To link to this article: <https://doi.org/10.1080/02640414.2023.2288757>



Published online: 30 Nov 2023.



Submit your article to this journal [↗](#)








View related articles [↗](#)



View Crossmark data [↗](#)



Functional threshold power and the (manufactured) critical power controversy

Stephen Wong ^a, Mark Burnley ^b, Alexis R Mauger ^a, Fenghua Sun ^c and James Hopker ^a

^aSchool of Sport and Exercise Sciences, University of Kent, Canterbury, UK; ^bSchool of Sport, Exercise and Health Sciences, Loughborough University, Loughborough, UK; ^cDepartment of Health and Physical Education, Education University of Hong Kong, Hong Kong, China

ABSTRACT

We read with concern yet another communication from Dotan regarding the critical power (CP) concept which contains a litany of factual errors, false statements, and dated physiological interpretations. Space does not permit us to rebut every incorrect point made about our work (Wong et al., 2022) and the wider field in which it sits, but we will address what we consider to be some of the more egregious errors in his letter. We would first note, however, that our paper was not actually focused on the critical power concept.

ARTICLE HISTORY

Received 7 September 2023
Accepted 20 November 2023

KEYWORDS

VO₂ kinetics; functional threshold power; maximal metabolic steady state; VO₂ slow component; VO₂ steady state

To the editor,

We read with concern yet another communication from Dotan regarding the critical power (CP) concept which contains a litany of factual errors, false statements, and dated physiological interpretations. Space does not permit us to rebut every point made about our work (Wong et al., 2022) and the wider field in which it sits, but we will address what we consider to be some of the more contentious points in his letter. We would first note, however, that our paper was not actually focused on the critical power concept.

In his letter, Dotan states that “no single test can precisely predict maximal performance at durations other than its own”. In contrast, the 3 min all-out test developed by Vanhatalo et al. (2007) has been shown to accurately predict performance in constant load exercise (Vanhatalo et al., 2007, 2011). He goes on to confidently state that “... shorter maximal performances, such as the FTP₂₀ test, depend more on glycolytic power and less on aerobic capacity than do longer maximal efforts, such as the FTP₆₀ test”. Neither “glycolytic power” nor “aerobic capacity” are defined, but it has been well known since the synopsis of Gastin (2001) that maximal paced efforts beyond 2–3 min are heavily dependent on oxidative energy transfer. As a result, the difference in the net glycolytic energy contribution between a 20 min effort and a 60 min effort is likely to be small and does not justify statements alluding to “vastly different capacities” between such efforts.

In several places, the letter imposes upon us interpretations we either do not hold, or states interpretations that are too simplistic to be credible. For example, he states “Although FTP₂₀ is very close to the 2–15-min bout durations, which Wong et al. consider a pre-requisite for proper CP determination ...”. At no point in our paper do we make such a statement, and the statement itself does not accurately represent the methods commonly used to determine CP (cf. Burnley, 2023). In the paragraphs following this statement, a number of erroneous physiological interpretations are presented. First, it is

implied that blood lactate concentration is a measure of glycolysis. Blood lactate represents the dynamic balance between lactate appearance and disappearance in the blood, not the rate of glycolytic metabolism. It is not an appropriate variable with which to determine whether *muscle* metabolism is in a steady state. Furthermore, our figure 2 is interpreted to suggest an ~150 mL/min rise in pulmonary oxygen uptake ($\dot{V}O_2$) occurred over the last 16 min of the FTP₂₀ +15W test. This number was not reported in the paper and seems to be something estimated “by eye”. It is further suggested that the attainment of a steady state $\dot{V}O_2$ is “patently false”. We invite readers to examine the final two data points of this condition: $\dot{V}O_2$ does not change. What is being interpreted is a $\dot{V}O_2$ slow component, which stabilises after 10–15 min during heavy exercise, exactly as shown in the plot.

Dotan claims that “Creeping $\dot{V}O_2$ is commonly seen in intense prolonged exercise, due to rising core temperature and the associated metabolic and thermoregulatory cost”. However, the notion that the rise in $\dot{V}O_2$ during intense exercise is mediated by core temperature was refuted more than 30 years ago, because muscle, blood and core temperatures also rise significantly during moderate intensity exercise, in the absence of a progressive increase in $\dot{V}O_2$ (Poole et al., 1991). Furthermore, passively heating the muscle by 2–3°C prior to performing heavy exercise does not increase $\dot{V}O_2$ (Burnley et al., 2002; Koppo et al., 2002). Lastly, Koga et al. (1997) showed that the $\dot{V}O_2$ slow component was actually reduced when muscle temperature was passively increased. In short, the increase in $\dot{V}O_2$ beyond the initial primary phase during heavy- or severe-intensity exercise is not caused by an increase in muscle or core temperature.

Finally, in response to the question: “if CP’s predictive powers are limited only to the 2–15 min tested range, what is the practical or conceptual value of the construct?” we would answer, first, that its predictive powers are not so limited (Burnley, 2023), and, second, that the range of performances

to which the CP concept does apply encompasses the majority of competitive endurance events in running, swimming, cycling and rowing. This is why the CP concept is widely used in applied practice (e.g., Pugh et al., 2022).

We consider the critical power “controversy” to be manufactured because it is based upon the misunderstanding, misinterpretation, and misrepresentation of the concept and its underlying physiology.

Disclosure statement

No potential conflict of interest was reported by the author(s).

Funding

This work was not supported by any funding.

ORCID

Stephen Wong  <http://orcid.org/0000-0002-3737-495X>
 Mark Burnley  <http://orcid.org/0000-0003-3407-561X>
 Alexis R Mauger  <http://orcid.org/0000-0001-6685-5800>
 Fenghua Sun  <http://orcid.org/0000-0001-5251-4087>
 James Hopker  <http://orcid.org/0000-0002-4786-7037>

References

- Burnley, M. (2023). Flawed analysis and erroneous interpretations of the critical power concept: Response to Mr. Dotan. *European Journal of Applied Physiology*, 123(1), 211–213. <https://doi.org/10.1007/s00421-022-05013-2>
- Burnley, M., Doust, J. H., & Jones, A. M. (2002). Effects of prior heavy exercise, prior sprint exercise and passive warming on oxygen uptake kinetics during heavy exercise in humans. *European Journal of Applied Physiology*, 87(4–5), 424–432. <https://doi.org/10.1007/s00421-002-0647-8>
- Gastin, P. B. (2001). Energy system interaction and relative contribution during maximal exercise. *Sports Medicine*, 31(10), 725–741. <https://doi.org/10.2165/00007256-200131100-00003>
- Koga, S., Shiojiri, T., Kondo, N., & Barstow, T. J. (1997). Effect of increased muscle temperature on oxygen uptake kinetics during exercise. *Journal of Applied Physiology*, 83(4), 1333–1338. <https://doi.org/10.1152/jappl.1997.83.4.1333>
- Koppo, K., Jones, A. M., Bouckaert, L., & BOUCKAERT, J. (2002). Effect of prior exercise on $\dot{V}O_{2\max}$ slow component is not related to muscle temperature. *Medicine and Science in Sports and Exercise*, 34(10), 1600–1604. <https://doi.org/10.1097/00005768-200210000-00011>
- Poole, D. C., Schaffartzik, W., Knight, D., Derion, R., Kennedy, T., Guy, B., Prediletto, H. J., & Wagner, P. D. (1991). Contribution of exercising legs to the slow component of oxygen uptake kinetics in humans. *Journal of Applied Physiology*, 71(4), 1245–1260. <https://doi.org/10.1152/jappl.1991.71.4.1245>
- Pugh, C. F., Beaven, C. M., Ferguson, R. A., Driller, M. W., Palmer, C. D., & Paton, C. D. (2022). Critical power, work capacity, and recovery characteristics of team-pursuit cyclists. *International Journal of Sports Physiology and Performance*, 17(11), 1606–1613. <https://doi.org/10.1123/ijsp.2021-0478>
- Vanhatalo, A., Doust, J. H., & Burnley, M. (2007). Determination of critical power using a 3-min all-out cycling test. *Medicine and Science in Sports and Exercise*, 39(3), 548–555. <https://doi.org/10.1249/mss.0b013e31802dd3e6>
- Vanhatalo, A., Poole, D. C., DiMenna, F. J., Bailey, S. J., & Jones, A. M. (2011). Muscle fiber recruitment and the slow component of $\dot{V}O_2$ uptake: Constant work rate vs. all-out sprint exercise. *American Journal of Physiology-Regulatory, Integrative & Comparative Physiology*, 300(3), 700–707. <https://doi.org/10.1152/ajpregu.00761.2010>
- Wong, S., Burnley, M., Mauger, A., Fenghua, S., & Hopker, J. (2022). Functional threshold power is not a valid marker of the maximal metabolic steady state. *Journal of Sports Sciences*, 40(23), 2578–2584. <https://doi.org/10.1080/02640414.2023.2176045>