



Kent Academic Repository

Chan, Jeffrey S. K., Tang, Pias, Hui, Jeremy M. Ho, Lee, Yan H. A., Dee, Edward C., Ng, Kenrick, Liu, Kang, Tse, Gary and Ng, Chi Fai (2022) *Association between duration of gonadotrophinreleasing hormone agonist use and cardiovascular risks: A populationbased competingrisk analysis*. *The Prostate*, 82 (15). pp. 1477-1480. ISSN 0270-4137.

Downloaded from

<https://kar.kent.ac.uk/98710/> The University of Kent's Academic Repository KAR

The version of record is available from

<https://doi.org/10.1002/pros.24423>

This document version

Publisher pdf

DOI for this version

Licence for this version

CC BY-NC (Attribution-NonCommercial)

Additional information

Versions of research works

Versions of Record

If this version is the version of record, it is the same as the published version available on the publisher's web site. Cite as the published version.





Author Accepted Manuscripts

If this document is identified as the Author Accepted Manuscript it is the version after peer review but before type setting, copy editing or publisher branding. Cite as Surname, Initial. (Year) 'Title of article'. To be published in *Title of Journal*, Volume and issue numbers [peer-reviewed accepted version]. Available at: DOI or URL (Accessed: date).

Enquiries

If you have questions about this document contact ResearchSupport@kent.ac.uk. Please include the URL of the record in KAR. If you believe that your, or a third party's rights have been compromised through this document please see our [Take Down policy](https://www.kent.ac.uk/guides/kar-the-kent-academic-repository#policies) (available from <https://www.kent.ac.uk/guides/kar-the-kent-academic-repository#policies>).

Association between duration of gonadotrophin-releasing hormone agonist use and cardiovascular risks: A population-based competing-risk analysis

Jeffrey S. K. Chan MBChB¹  | Pias Tang MBBS¹ | Jeremy M. Ho Hui¹ | Yan H. A. Lee^{1,2}  | Edward C. Dee MD³  | Kenrick Ng MA MRCP PhD⁴ | Kang Liu MD² | Gary Tse MD, PhD, FRCP, FFPH, FRCPath^{5,6}  | Chi Fai Ng MBChB MD FRCSEd FCSHK FRCSEd (Urol) FHKAM (Surgery)^{2,7}

¹Cardio-Oncology Research Unit, Cardiovascular Analytics Group, Hong Kong, China-UK Collaboration, Hong Kong, China

²Division of Urology, Department of Surgery, Faculty of Medicine, The Chinese University of Hong Kong, Hong Kong, China

³Department of Radiation Oncology, Memorial Sloan Kettering Cancer Center, New York, New York, USA

⁴Department of Medical Oncology, University College London Hospitals NHS Foundation Trust, London, UK

⁵Department of Cardiology, Tianjin Key Laboratory of Ionic-Molecular Function of Cardiovascular Disease, Tianjin Institute of Cardiology, Second Hospital of Tianjin Medical University, Tianjin, China

⁶Kent and Medway Medical School, Kent, Canterbury, UK

⁷SH Ho Urology Centre, The Chinese University of Hong Kong, Hong Kong, China

Correspondence

Gary Tse, MD, PhD, FRCP, FFPH, FRCPath, Kent and Medway Medical School, Canterbury, Kent, CT2 7NT, United Kingdom, Tianjin Key Laboratory of Ionic-Molecular Function of Cardiovascular Disease, Department of Cardiology, Tianjin Institute of Cardiology, Second Hospital of Tianjin Medical University, Tianjin 300211, China.
Email: gary.tse@kmms.ac.uk

Chi Fai Ng, MBChB MD FRCSEd FCSHK FRCSEd (Urol) FHKAM (Surgery), Division of Urology, Department of Surgery, Faculty of Medicine, The Chinese University of Hong Kong, Hong Kong, China.
Email: ngcf@surgery.cuhk.edu.hk

Abstract

Background: Although androgen deprivation therapy has known cardiovascular risks, it is unclear if its duration is related to cardiovascular risks. This study thus aimed to investigate the associations between gonadotrophin-releasing hormone (GnRH) agonist use duration and cardiovascular risks.

Methods: This retrospective cohort study included adult patients with prostate cancer receiving GnRH agonists in Hong Kong during 1999–2021. Patients who switched to GnRH antagonists, underwent bilateral orchidectomy, had <6 months of GnRH agonist, prior myocardial infarction (MI), or prior stroke was excluded. All patients were followed up until September 2021 for a composite endpoint of MI and stroke. Multivariable competing-risk regression using the Fine-Gray subdistribution model was used, with mortality from any cause as the competing event.

Results: In total, 4038 patients were analyzed (median age 74.9 years old, interquartile range (IQR) 68.7–80.8 years old). Over a median follow-up of 4.1 years (IQR 2.1–7.5 years), longer GnRH agonists use was associated with higher risk of the endpoint (sub-hazard ratio per year 1.04 [1.01–1.06], $p = 0.001$), with those

Jeffrey Shi Kai Chan and Pias Tang contributed equally to this work.

This is an open access article under the terms of the Creative Commons Attribution-NonCommercial License, which permits use, distribution and reproduction in any medium, provided the original work is properly cited and is not used for commercial purposes.

© 2022 The Authors. *The Prostate* published by Wiley Periodicals LLC.

using GnRH agonists for ≥ 2 years having an estimated 23% increase in the sub-hazard of the endpoint (sub-hazard ratio 1.23 [1.04–1.46], $p = 0.017$).

Conclusion: Longer GnRH agonist use may be associated with greater cardiovascular risks.

KEYWORDS

androgen deprivation therapy, cardio-oncology, cohort, prostate cancer

1 | INTRODUCTION

Androgen deprivation therapy (ADT) is a pillar in the treatment of advanced prostate cancer (PCa). Despite the anticancer benefits of ADT, its associated cardiovascular risks have been under scrutiny since Keating et al. showed that gonadotropin-releasing hormone (GnRH) agonist use was associated with increased risks of myocardial infarction and sudden cardiac death.¹ While studies have found prolonged ADT to be efficacious in high-risk disease in terms of PCa outcomes,² little is known about the association between ADT duration and cardiovascular events. A 2021 scientific statement by the American Heart Association also recommended further research into the effects of the duration of hormonal therapies on cardiovascular outcomes.³ This study thus aimed to investigate the association between GnRH agonist use duration and cardiovascular risks.

2 | MATERIALS AND METHODS

This retrospective cohort study was approved by the Joint Chinese University of Hong Kong– New Territories East Cluster Clinical Research Ethics Committee and conducted in accordance with the Declaration of Helsinki and the Strengthening the Reporting of Observational studies in Epidemiology (STROBE) guideline. Patient consent was not needed as deidentified data were used. Data were obtained from the Clinical Data Analysis and Reporting System (CDARS), a population-based electronic database of patients attending public healthcare institutions in Hong Kong. Diagnoses were recorded by *International Classification of Diseases, Ninth revision* (ICD-9) codes (Table S1) regardless of the year of entry, as ICD-10 codes have not been implemented to date. CDARS has been used in previous studies and shown to have good coding accuracy.^{4–6}

Patients aged ≥ 18 years old with PCa who received any GnRH agonist (leuprorelin, triptorelin, or goserelin) during December 1999 and March 2021 were included. Patients who switched to GnRH antagonists, underwent bilateral orchidectomy, had < 6 months of GnRH agonist, prior myocardial infarction (MI), or prior stroke were excluded. The endpoint was a composite of MI and stroke. Patients were followed up until September 31, 2021.

Continuous variables were expressed as median and interquartile range (IQR). To account for the high mortality rate, competing-risk

analysis with Fine-Gray sub-distribution model was performed, with mortality from any cause as the competing event. Univariable competing-risk regression was performed for age, comorbidity, and medication use to identify significant confounders ($p < 0.10$). Multivariable competing-risk regression adjusting for identified significant covariates was used to assess the association between GnRH agonist use duration and risk of the endpoint, using sub-hazard ratios (SHR) with 95% confidence intervals (CI) as summary statistics. GnRH agonist use duration was analyzed both as a continuous variable, and as a categorical variable with two years as the cut-off which was chosen as the DART01/05 trial evaluated late cardiotoxicity of ADT up to two years.⁷ All p -values were two-sided, with $p < 0.05$ considered statistically significant. All analyses were performed on Stata (v16.1, StataCorp LLC).

3 | RESULTS

Initially, 6871 patients were identified; 4038 were analyzed after applying the exclusion criteria (Figure S1; median age 74.9 years old, IQR 68.7–80.8 years old; median duration of GnRH agonist use 2.7 years, IQR 1.6–4.5 years), whose baseline characteristics were summarized in Table S2.

Over a median follow-up of 4.1 years (IQR 2.1–7.5 years), the endpoint occurred in 735 patients (18.2%; 347 (8.6%) had MI, 380 (9.4%) had stroke, and 8 (0.2%) had both); 1623 (40.2%) died without having had the endpoint. Results of univariable analysis were summarized in Table S3, with longer use of GnRH agonists showing a nominal association with the risk of the endpoint (SHR per year of GnRH agonist use 1.02 [1.00–1.04], $p = 0.067$). In multivariable analysis adjusting for significant covariates, longer use of GnRH agonists was associated with higher risk of the endpoint (SHR 1.04 [1.01–1.06], $p = 0.001$), with those using GnRH agonists for ≥ 2 years ($N = 2667$, 66.1%) having an estimated 23% increase in the sub-hazard of the endpoint (SHR 1.23 [1.04–1.46], $p = 0.017$; Figure 1).

4 | DISCUSSION

Studies that investigated the link between ADT duration and cardiovascular risks present a mixed picture. A secondary analysis of randomized controlled trials by D'Amico and colleagues observed

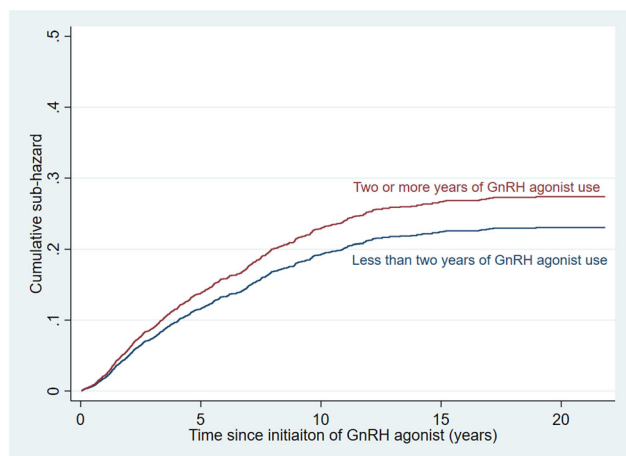


FIGURE 1 Cumulative sub-hazard curve showing that patients with ≥ 2 years of gonadotrophin-releasing hormone (GnRH) agonist use had significantly higher risk of the endpoint than those with < 2 years of GnRH agonist use (sub-hazard ratio 1.23 [1.04–1.46], $p = 0.017$). [Color figure can be viewed at wileyonlinelibrary.com]

that patients on 6–8 months of ADT did not have significantly different cardiovascular risks compared to those on 3 months of ADT.⁸ Meanwhile, another more recent study by Gong and colleagues showed that > 6 months of ADT was associated with higher risks of cardiovascular death and worse cardiorespiratory fitness compared to short-term use (< 6 months).⁹ In that study, interestingly, the median duration of ADT in patients with > 6 months of ADT was 28 months, which was substantially longer than what D'Amico and colleagues included as the group with longer ADT duration (6–8 months of ADT),⁸ and closer to our subgroup of at least 2 years of ADT. It is thus possible that significant differences in cardiovascular risks only become apparent with longer durations of ADT, and further studies of longer ADT durations are needed to verify our findings.

Whilst some have briefly investigated the effects of longer-term ADT in observational cohorts, the effects of competing events (e.g. mortality) were not accounted for, which probably contributed to the associations between longer ADT durations ADT and reduced cardiovascular risks in some reports.^{10,11} Recognizing the bias that competing events may cause, our study addressed the effects of mortality as a competing event, observing that long-term (≥ 2 year) GnRH agonist use was associated with significantly higher cardiovascular risks. Given the population-based nature of our data, these findings may reflect real-world practice. Clinically, these findings should prompt clinicians to consider intensifying cardiovascular monitoring in patients on prolonged GnRH agonist therapy, such as ≥ 2 years. Our findings also facilitate better risk-benefit analysis of increasing ADT duration, a gap in the evidence that has been recognized to be a research priority.³ Further studies are warranted to better delineate the time-dependency of ADT-related cardiotoxicity.

Nonetheless, this study was limited by its observational nature, predisposing to residual confounding. Specifically, metastatic patients

may use androgen receptor signaling inhibitors which are associated with cardiovascular events. Nevertheless, the multivariable adjustment included these agents, partially addressing this limitation. The retrospective nature also barred any meaningful study of cardiac biomarkers, as the inclusion of any such measurement would have resulted in significant bias by indication, selecting for patients who had worse cardiovascular outcomes. Furthermore, cancer staging data was unavailable. These should be considered in future studies. Lastly, diagnostic data could not be adjudicated; nonetheless, diagnostic codes were input by treating clinicians independent of the authors, and previous studies of CDARS have shown good coding accuracy, especially for cardiovascular outcomes.⁵

5 | CONCLUSIONS

Longer GnRH agonist use may be associated with increased cardiovascular risk, underscoring the need for studies investigating the time-dependency of ADT-related cardiotoxicity. These findings should be considered in shared decision-making in the treatment of PCa.

ACKNOWLEDGMENT

No funding was obtained for this study. ECD is funded in part through the Cancer Center Support Grant from the National Cancer Institute (P30 CA008748). GT is in part supported by the Tianjin Key Medical Discipline (Specialty) Construction Project (Project number: TJYXZDXK-029A).

CONFLICT OF INTEREST

The authors declare no conflict of interest.

DATA AVAILABILITY STATEMENT

All underlying data are available upon reasonable request to the corresponding authors.

DISCLOSURES

No material from other sources was used. This is not a registered study as it is not a clinical trial.

ORCID

Jeffrey S. K. Chan  <https://orcid.org/0000-0003-0231-2393>

Yan H. A. Lee  <https://orcid.org/0000-0003-0740-1598>

Edward C. Dee  <https://orcid.org/0000-0001-6119-0889>

Gary Tse  <https://orcid.org/0000-0001-5510-1253>

REFERENCES

- Keating NL, O'Malley AJ, Smith MR. Diabetes and cardiovascular disease during androgen deprivation therapy for prostate cancer. *J Clin Oncol*. 2006;24(27):4448–4456. doi:10.1200/JCO.2006.06.2497
- Schaeffer E, Srinivas S, Antonarakis ES, et al. NCCN guidelines insights: prostate cancer, version 1.2021. *J Natl Compr Canc Netw*. 2021;19(2):134–143. doi:10.6004/JNCCN.2021.0008

3. Okwuosa TM, Morgans A, Rhee JW, et al. Impact of hormonal therapies for treatment of hormone-dependent cancers (breast and prostate) on the cardiovascular system: effects and modifications: a scientific statement from the American Heart Association. *Circ Genomic Precis Med*. 2021;14(3):E000082. doi:10.1161/HCG.0000000000000082
4. Chan JSK, Zhou J, Lee S, et al. Fragmented QRS is independently predictive of long-term adverse clinical outcomes in asian patients hospitalized for heart failure: a retrospective cohort study. *Front Cardiovasc Med*. 2021;1634. doi:10.3389/FCVM.2021.738417
5. Wong AYS, Root A, Douglas IJ, et al. Cardiovascular outcomes associated with use of clarithromycin: population based study. *BMJ*. 2016;352.
6. Chan JSK, Satti DI, Lee YHA, et al. High visit-to-visit cholesterol variability predicts heart failure and adverse cardiovascular events: a population-based cohort study. *Eur J Prev Cardiol*. 2022. doi:10.1093/EURJPC/ZWAC097
7. Zapatero A, Guerrero A, Maldonado X, et al. Late radiation and cardiovascular adverse effects after androgen deprivation and high-dose radiation therapy in prostate cancer: results from the DART 01/05 randomized phase 3 trial. *Int J Radiat Oncol Biol Phys*. 2016;96(2):341-348. doi:10.1016/J.IJROBP.2016.06.2445
8. D'amico AV, Denham JW, Crook J, et al. Influence of androgen suppression therapy for prostate cancer on the frequency and timing of fatal myocardial infarctions. *J Clin Oncol*. 2007;25(17):2420-2425. doi:10.1200/JCO.2006.09.3369
9. Gong J, Payne D, Caron J, et al. Reduced cardiorespiratory fitness and increased cardiovascular mortality after prolonged androgen deprivation therapy for prostate cancer. *JACC CardioOncology*. 2020;2(4):553-563. doi:10.1016/J.JACCAO.2020.08.011
10. Alibhai SMH, Duong-Hua M, Sutradhar R, et al. Impact of androgen deprivation therapy on cardiovascular disease and diabetes. *J Clin Oncol*. 2009;27(21):3452-3458. doi:10.1200/JCO.2008.20.0923
11. Okubo M, Nakayama H, Itonaga T, et al. Impact of the duration of hormonal therapy following radiotherapy for localized prostate cancer. *Oncol Lett*. 2015;10(1):255-259. doi:10.3892/OL.2015.3216

SUPPORTING INFORMATION

Additional supporting information can be found online in the Supporting Information section at the end of this article.

How to cite this article: Chan JSK, Tang P, Hui JMH, et al. Association between duration of gonadotrophin-releasing hormone agonist use and cardiovascular risks: A population-based competing-risk analysis. *The Prostate*. 2022;82:1477-1480. doi:10.1002/pros.24423