



Kent Academic Repository

Dhara, Debabrata, Fantuzzi, Felipe, Härterich, Marcel, Dewhurst, Rian D., Krummenacher, Ivo, Arrowsmith, Merle, Pranckevicius, Conor and Braunschweig, Holger (2022) *Stepwise reduction of a base-stabilised ferrocenyl aluminium(iii) dihalide for the synthesis of structurally-diverse dialane species*. *Chemical Science*, 13 (33). pp. 9693-9700. ISSN 2041-6539.

Downloaded from

<https://kar.kent.ac.uk/96276/> The University of Kent's Academic Repository KAR

The version of record is available from

<https://doi.org/10.1039/D2SC02783F>

This document version

Publisher pdf

DOI for this version

Licence for this version

CC BY-NC (Attribution-NonCommercial)

Additional information

Article version: From Crossref journal articles via Jisc Publications Licence for VoR version of this article starting on 01-08-2022:
<http://creativecommons.org/licenses/by-nc/3.0/>

Versions of research works

Versions of Record

If this version is the version of record, it is the same as the published version available on the publisher's web site. Cite as the published version.

Author Accepted Manuscripts

If this document is identified as the Author Accepted Manuscript it is the version after peer review but before type setting, copy editing or publisher branding. Cite as Surname, Initial. (Year) 'Title of article'. To be published in *Title of Journal*, Volume and issue numbers [peer-reviewed accepted version]. Available at: DOI or URL (Accessed: date).

Enquiries

If you have questions about this document contact ResearchSupport@kent.ac.uk. Please include the URL of the record in KAR. If you believe that your, or a third party's rights have been compromised through this document please see our [Take Down policy](https://www.kent.ac.uk/guides/kar-the-kent-academic-repository#policies) (available from <https://www.kent.ac.uk/guides/kar-the-kent-academic-repository#policies>).



Cite this: *Chem. Sci.*, 2022, 13, 9693

All publication charges for this article have been paid for by the Royal Society of Chemistry

Received 18th May 2022
Accepted 1st August 2022

DOI: 10.1039/d2sc02783f

rsc.li/chemical-science

Introduction

In 1988, Uhl and coworkers first reported the dialane $R_2Al-AlR_2$ ($R = CH(SiMe_3)_2$; **I**, Scheme 1) by employing steric encumbrance around the aluminium centre for kinetic stabilisation.¹ This discovery was a landmark in the development of compounds containing Al–Al bonds. In 1994, Schnöckel *et al.* reported the donor-stabilised dialane $Al_2Br_4(MeOPh)_2$ (**II**, Scheme 1).² These two strategies, *i.e.* kinetic stabilisation by bulky substituents and electronic stabilisation by Lewis donors, paved the way for the synthesis of low-valent aluminium compounds.³ Following a similar strategy, a number of dialanes (aluminium in oxidation state +2, Al^{II}) have been reported since.⁴ The reactivities of these dialanes towards Lewis bases,⁵ alkenes and alkynes,⁶ have now been explored. However, the parent dialane Al_2H_4 remains elusive, and its fleetingness has been predicted theoretically.⁷ In 2010, Jones, Stasch and coworkers reported the parent dialane $(IDip)_2AlH_2$ (**III**; $IDip = 1,3$ -bis(2,6-di-*iso*-propylphenyl)imidazole-2-ylidene; Scheme 1) stabilised by *N*-heterocyclic carbenes.^{4e} By employing a similar strategy, low-valent aluminium compounds of other types such as masked

Stepwise reduction of a base-stabilised ferrocenyl aluminium(III) dihalide for the synthesis of structurally-diverse dialane species†

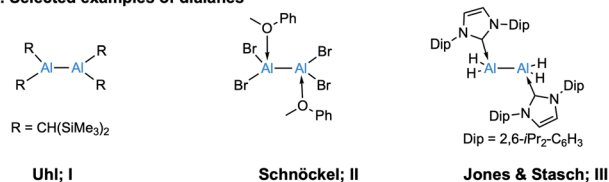
Debabrata Dhara,^{ab} Felipe Fantuzzi,^c Marcel Härterich,^{ab} Rian D. Dewhurst,^{ab} Ivo Kruppenacher,^{ab} Merle Arrowsmith,^{ab} Conor Prankevicus^{ab} and Holger Braunschweig^{ab}

We report the reduction of bulky ferrocenyl-based NHC-stabilised aluminium(III) diiodide $[Fc^*(NHC)AlI_2]$ ($Fc^* = 2,5$ -bis(3,5-di-*tert*-butylphenyl)-1-ferrocenyl) in different hydrocarbon solvents (hexane, benzene, toluene, and *p*-xylene), which results in different outcomes. Reduction in hexane with an equivalent amount of KC_8 generates the diiododialane $[(Fc^*(NHC)AlI)_2]$, whereas complete reduction in hexane leads to an unusual C–H activation at an *N*-Me group of one NHC unit. In contrast, reaction in aromatic solvents result in hitherto unknown Birch-type reductions of the corresponding solvent molecules by transient aluminium radicals of the type $[LAIR_2]^{\cdot}$, which is ultimately bound to two aluminium centers.

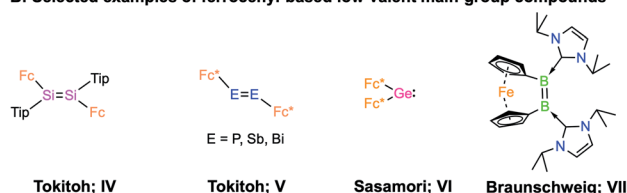
dialumenes,⁸ dialumenes,⁹ aluminyl anions,¹⁰ and alumylenes¹¹ have been reported. Some of these compounds have shown the potential for small-molecule activations and catalysis.³ However, compounds of these types remain extremely rare due to their general synthetic strategy and inherent tendency to disproportionate into Al^0 (metallic aluminium) and Al^{III} (aluminium in +3 oxidation state) compounds.¹²

An interesting possibility for controlling the reactivity of Al–Al species is the introduction of redox-active ligands at the Al centres, and a handful of low-valent aluminium compounds have been prepared with redox-active organic ligands.¹³ However, the incorporation of classical redox-active organometallic substituents such as ferrocenyl groups has not been demonstrated. Redox-active ligands bound to a metal centre

A: Selected examples of dialanes



B: Selected examples of ferrocenyl-based low-valent main-group compounds



Scheme 1 (A) Examples of selected dialanes (I–III); (B) examples of ferrocenyl-based low-valent main-group compounds (IV–VII).

^aInstitute for Inorganic Chemistry, Julius-Maximilians-Universität Würzburg, Am Hubland, 97074 Würzburg, Germany. E-mail: h.braunschweig@uni-wuerzburg.de

^bInstitute for Sustainable Chemistry & Catalysis with Boron, Julius-Maximilians-Universität Würzburg, Am Hubland, 97074 Würzburg, Germany

^cSchool of Physical Sciences, Ingram Building, University of Kent, Park Wood Rd, Canterbury CT2 7NH, UK

† Electronic supplementary information (ESI) available: Synthetic procedures, NMR and UV-vis spectra, X-ray crystallographic and computational details. CCDC 2166939, 2166948, 2166949, 2166951, 2166952, 2166953 and 2166954. For ESI and crystallographic data in CIF or other electronic format see <https://doi.org/10.1039/d2sc02783f>



play an important role in controlling the reactivity of the complex,¹⁴ and their nature depends on redox-active moieties, either bound as ligands or in the second coordination sphere of a metal cofactor, to catalyse challenging reactions.¹⁵ We were therefore eager to investigate the effects of redox-active ligands on low-valent aluminium centres. It is worth noting that group 14 and group 15 multiply-bonded compounds stabilised by redox-active ferrocenyl ligands (type **IV** and **V**, Scheme 1) and their carbene analogue (**VI**) are known.¹⁶ In the case of group 13, in 1996 Wagner and co-workers investigated the geometry and electronic structure of borylferrocenes, FcBR_2 , revealing that there is an interaction between filled d-type orbitals at iron and the empty p orbital of boron, which causes bending of the BR_2 substituent toward the central iron atom.¹⁷ In 2017, our group reported an NHC-stabilised dibora[2]ferrocenophane (**VII**, in Scheme 1)¹⁸ that showed a strained *cis* configuration. Electrochemical measurements revealed that dibora[2]ferrocenophane has a remarkably low oxidation potential of $E_{\text{pa}} = -1.56$ V vs. the ferrocene/ferrocenium couple, corresponding to the one-electron oxidation of the diborene unit, suggesting that the iron centre has an effect on the electrochemical properties of the compound.¹⁸ However, there remains no report on low-valent aluminium compounds bearing redox-active ferrocenyl units.

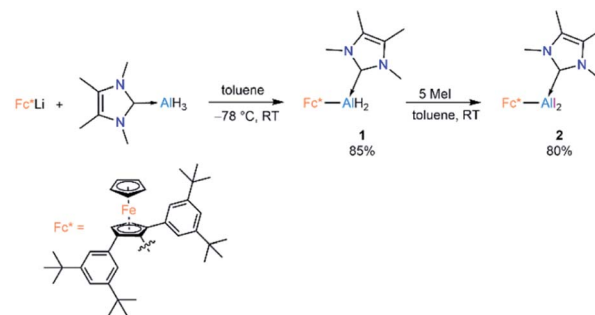
Herein, we report the reduction of a carbene-stabilised, sterically encumbered ferrocenyl-based diiodoalane $[\text{Fc}^*\text{AlI}_2(\text{NHC})]$, which we expected to lead to either the redox-active dialumene $[\text{Fc}^*(\text{NHC})\text{Al}=\text{Al}(\text{NHC})\text{Fc}^*]$ or alternatively a dicoordinate alumylene ($[\text{Fc}^*(\text{NHC})\text{Al}]_2$). Contrary to our expectations, we instead obtained a diiododialane when the reduction was performed in hexane, and highly unusual doubly aluminyl-substituted Birch-type aromatic reduction products when the reduction was performed in aromatic solvents (toluene and *p*-xylene). In our knowledge this is the first report where a transient aluminium radical of type $[\text{LAIR}_2]^\cdot$ can reduce the aromatic solvent in a Birch-reduction-like fashion.

Results and discussion

Lewis-base-coordinated ferrocenyl-alane precursor **1** was synthesised by combining Fc^*Li ($\text{Fc}^* = 2,5$ -bis(3,5-di-*tert*-butylphenyl)-1-ferrocenyl)¹⁹ and NHC^{Me_t} AlH_3 ($\text{NHC}^{\text{Me}_t} = 1,3,4,5$ -tetramethylimidazol-2-ylidene)²⁰ in equimolar amounts following our recently published strategy.²¹ The treatment of **1** with an excess (5 equiv) of methyl iodide led to formation of Lewis-base-coordinated alkyl dihaloalane precursor **2** (Scheme 2).

Compounds **1** and **2** have been characterised by solution-state NMR and single-crystal X-ray diffraction (SCXRD). The most diagnostic differences in the ^1H NMR spectra of **1** and **2** are in the signals for the unsubstituted (**1**: 4.35; **2**: 4.46 ppm) and substituted Cp ring protons of the Fc^* unit (**1**: 4.98; **2**: 4.86 ppm), which move in opposite directions upon iodination. SCXRD confirmed the attachment of the NHC to the aluminium centre in both cases (Fig. 1).

Cyclic voltammetric measurement of **2** in difluorobenzene solution revealed a low reduction potential $E_{\text{pc}} = -1.33$ V



Scheme 2 Synthesis of **1** and **2**.

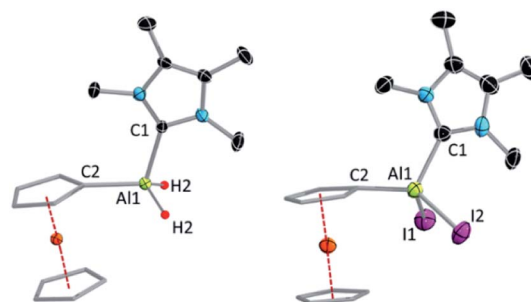
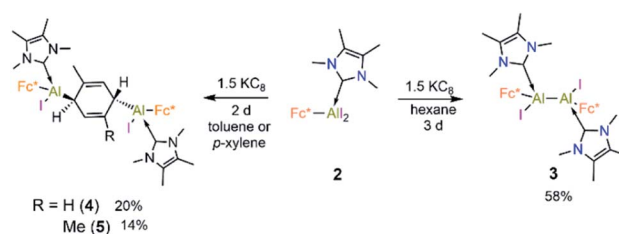


Fig. 1 Molecular structures of **1** (left) and **2** (right) with ellipsoids at the 50% probability level. All hydrogen atoms except H1 and H2 in **1** and the aromatic rings (3,5-di-*tert*-butylphenyl moiety) attached to the Cp rings are omitted for clarity. A molecule of hexane is omitted from the structure of **1**. Selected bond lengths [Å] and bond angles [°] for **1**: Al1–C1 2.059(3), Al1–C2 1.985(2); C1–Al1–C2 108.07(10); for **2**: Al1–C1 2.040(6), Al1–C2 1.967(6); C1–Al1–C2 115.0(2).

(Fig. 5) which indicates it could be easily reducible. We thus performed the stepwise reduction of **2** in different solvents (hexane, benzene, toluene, and *p*-xylene). Treatment of **2** in hexane with 1.5 equiv of potassium graphite (Scheme 3) led to the formation of dialane **3**, which was isolated as orange crystals from a saturated hexane solution. The ^1H NMR spectrum of **3** showed two doublets at 4.43 and 4.49 ppm ($^2J = 2.2$ Hz, substituted Cp ring) along with a singlet at 4.38 ppm (unsubstituted Cp ring), both upfield of the corresponding proton signals of **2** (unsubstituted Cp ring: 4.46 ppm; substituted Cp ring: 4.86 ppm).

The solid-state structure of **3** is shown in Fig. 2a. The Al–Al distance of **3** (2.648(2) Å) is longer than that of $[\text{Al}_2\text{I}_2(\eta^5\text{-Cp}^*)_2]$ (2.532(1) Å),²⁰ $\text{R}_2\text{Al}_2\text{Br}_2$ (2.592(3) Å; $\text{R} = 2,6$ -bis[bis(trimethylsilyl)



Scheme 3 Synthesis of **3**–**5** from **2**.



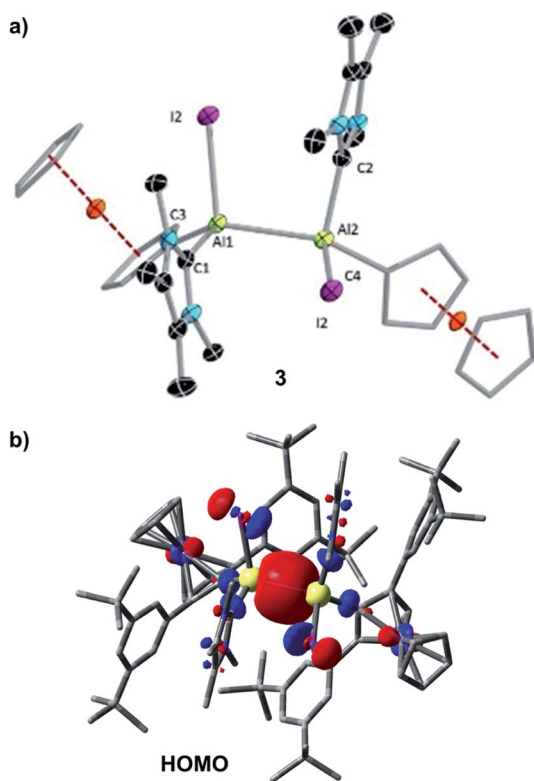


Fig. 2 (a) Molecular structure of **3** with thermal ellipsoids at the 50% probability level. All hydrogen atoms, hexane (solvent of crystallisation) and aromatic rings (3,5-di-*tert*-butylphenyl moiety) attached to the Cp rings are omitted for clarity. Selected bond lengths [Å] and bond angles [°]: Al1–Al2 2.648(2), Al1–C1 2.057(5), Al1–C2 2.059(5), Al1–C3 1.996(5), Al2–C4 2.007(5), Al1–Al2–C2 133.08(15), Al1–Al2–C2 97.45(14), Al1–Al2–C1 95.94(15), C2–Al2–C4 108.1(2), C3–Al1–C1 107.6(2), I1–Al1–Al2–I2 110.77 (6), C1–Al1–Al2–C2 109.4(2), C3–Al1–Al2–C4 6.0(3); (b) HOMO of **3** at the PBE0-D3(BJ)/def2-SVP level of theory. Isovalue: 0.03 au. Hydrogen atoms are omitted for clarity.

methyl]phenyl),^{4f} II (2.527 (6) Å),² within statistical uncertainty of that of the THF-stabilised dialumene [(L²⁻)(thf)Al^{II}–Al^{III}(thf)(L²⁻)] (2.658(2) Å; L = [(2,6-C₆H₃iPr₂)NCMe]₂),^{4h} and in the typical range of other Al–Al single bond distances (2.5–2.95 Å).⁴

The single bond character of the Al–Al bond of **3** is also corroborated by its computed Mayer bond order (MBO) of 0.886. Accordingly, the HOMO of **3** (Fig. 2b) is dominated by the Al–Al σ bonding interaction. The aluminium-carbene carbon distances (Al1–C1 2.057(5) Å, Al1–C2 2.059(5) Å) are similar to that of the carbene-stabilised parent dialane [(IDip)H₂Al]₂ (IDip = 1,3-bis(2,6-di-*iso*-propylphenyl)imidazole-2-ylidene).^{4e} The I–Al–Al–I dihedral angle of **3** (110.77(6)°) was found to be similar to the corresponding Br–Al–Al–Br dihedral angle of [Al₂Br₂(η^5 -Cp*)₂] (102.04(5)°).^{6a} The two Fe* substituents are almost in the same plane (C3–Al1–Al2–C4 6.0(3)°), while the two carbenes are staggered with a dihedral angle (C1–Al1–Al2–C2) of 109.4(2)°.

When the same reaction was performed in benzene, an unidentified mixture of products was obtained. However, by changing the solvent from benzene to toluene, we were able to isolate the toluene-activation product **4** (Scheme 3) in 20% yield,

along with a few crystals of **3**. The susceptibility of aromatic rings towards low-valent aluminium centres is well known.^{8,21,22,10e} In 2003 and 2013 the groups of Power and Tokitoh respectively showed that transient dialumenes can readily be trapped by [2 + 4] cycloaddition with toluene and benzene.⁸ Very recently, the groups of Crimmin and Liu showed that base-stabilised alumylenes are capable of cleaving activated C–C bonds.²² From our group, we also revealed that a transient base-stabilised alumylene can break the C–C bonds of benzene and toluene.²¹ The synthesis of **4** is essentially a dialuminium analogue of the Birch reduction,²³ a novel outcome in aluminium chemistry.

Like **3**, compound **4** is somewhat unstable in benzene and toluene, liberating the ferrocenyl substituent as the protonated Fe*H,¹⁹ in addition to an unidentified white solid. The ¹H NMR

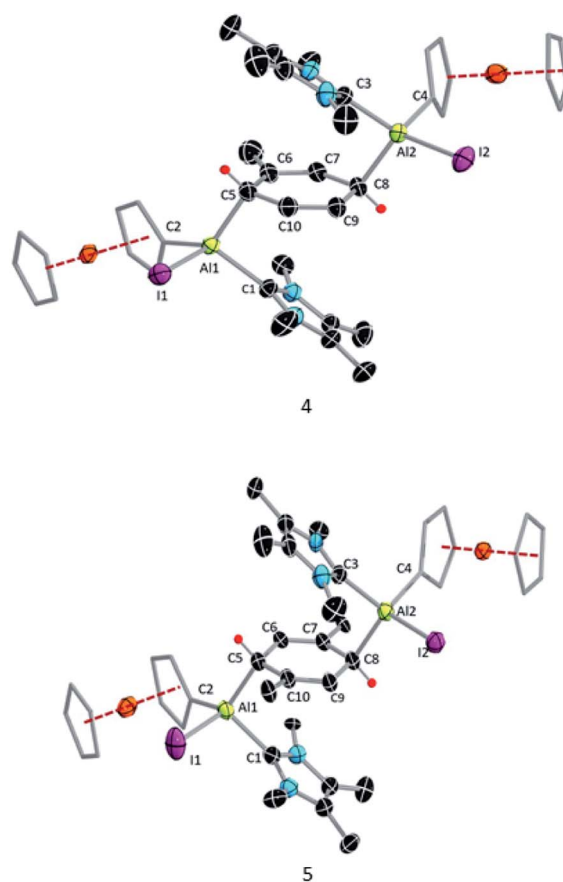


Fig. 3 Molecular structures of **4** and **5** with thermal ellipsoids at the 50% probability level. All hydrogen atoms along except H1 and H2, aromatic rings (3,5-di-*tert*-butylphenyl) attached to the Cp rings and a hexane molecule as solvent of crystallisation in **5** are omitted for clarity. Selected bond lengths [Å] and bond angles [°]: For **4**: Al2–C8 2.074(16), Al1–C5 2.01(2), Al1–C2 1.990(3), Al2–C4 1.996(3), Al1–C1 2.059(3), Al2–C3 2.064(3), C10–C9 1.340(13), C6–C7 1.339(12), C5–C10 1.493(16), C7–C8 1.502(13), C5–C6 1.495(16), C8–C9 1.513(15); C5–Al1–C2 121.7(4) C5–Al1–C1 100.6(6), C8–Al2–C3 99.4(5), C5–C6–C7–C8 4.41(7). For **5**: Al1–C2 = Al2–C4 1.853(11), Al1–C1 = Al2–C4 2.065(6), Al1–C5 = Al2–C8 = 2.033(6), C10–C9 = C6–C7 = 1.336(8), C9–C8 = C5–C6 = 1.489(7), C5–C10 = C8–C7 = 1.494(8); C1–Al1–C5 = C3–Al2–C8 99.0(4), C1–Al1–C5–C6 62.1(4), C9–C10–C5–C6 9.1(7).



spectrum of **4** showed characteristic signals for the vinylic proton (4.83 ppm) and the methyl protons of the toluene unit (1.40 ppm), the latter being upfield of the methyl signal of free toluene (2.1 ppm). Unfortunately, no ^{27}Al NMR signal could be observed. X-ray quality single crystals of **4** were obtained from a saturated hexane solution. The solid-state structure of **4** showed the presence of a 1,4-cyclohexadiene unit flanked by two aluminium centres (Fig. 3). The two aluminium centres are situated mutually *trans* to the ring and the cyclohexadiene ring is almost planar (dihedral angle C5–C6–C7–C8 = 4.41(7)°), sandwiched between the two carbene moieties. The Al1–C5 (2.01(2) Å) and Al2–C8 (2.074(7) Å) distances are similar to typical Al–C single bonds.^{8,24} However, the Al–C_{carbene} distances are slightly longer (Al2–C3 2.064(3) Å; Al1–C1 2.059(3) Å) than the Al–C^{Fc*} distances (Al–C1 1.990(3) Å, Al2–C4 1.996(3) Å), suggesting donor–acceptor character of the former bonds (Fig. 3). To test the scope of this dialumyl Birch reduction, we repeated the reaction while replacing the solvent toluene by the three isomers of xylene. In the case of *p*-xylene we obtained the solvent-activated product **5** (Scheme 3), analogous to the toluene product **4**, while with *m*-xylene and *o*-xylene we only obtained a sample of crystals of **3** in addition to ^1H NMR data suggesting the formation of Fc*H along with an unidentified mixture of products.

The ^1H NMR spectrum of **5** showed two signals for the vinylic xylyl protons (4.00 ppm and 5.23 ppm; confirmed by HSQC), as well as two xylyl methyl signals (1.55 and 1.84 ppm), suggesting that the two sides of the 1,4-cyclohexadiene unit are magnetically inequivalent. The solid-state structure of **5** (Fig. 3) confirmed its similarity to **4**, with a near-planar cyclohexadiene ring (C9–C10–C5–C9 9.1(7)°) between two aluminium centres and sandwiched between the two carbene units. The structure also rationalises the observed inequivalence of the two sides of the 1,4-cyclohexadiene ring, as the Fc* substituents both align with the same xylyl methyl group.

The formation of **3–5** can be assumed to occur *via* reductive formation of the aluminium-centred radical of the type [LAlR₂][•] (**6**; Scheme 4), analogous to the established base-stabilised boryl radicals [LBR₂][•],²⁵ which can either dimerise (to form **3**) or react with an aromatic ring (to form **4/5**). Our computations successfully located a potential minimum energy structure for **6**. As expected, in its optimised geometry, the spin density (see

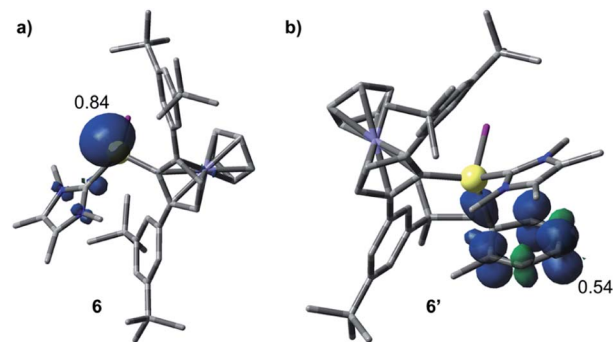
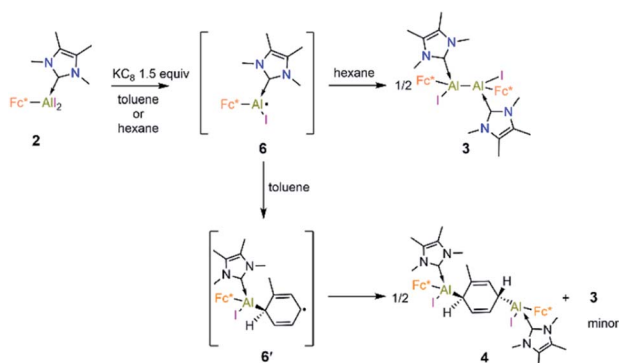


Fig. 4 Optimised structures and Mulliken spin density plots of the radicals **6** (a) and **6'** (b). Level of theory: PBE0–D3(BJ)/def2–SVP. Iso-value: 0.005 au. Hydrogen atoms are omitted for clarity.

Fig. 4) is mostly located at the Al centre (0.84), with a minor contribution from the NHC carbon atom (0.02). Attempts to detect radical **6** by EPR spectroscopy, or to trap it with TEMPO, were unsuccessful, likely due to its strong propensity to undergo dimerisation. Computational evidence for the latter is obtained from the higher negative enthalpy and free energy of dimerisation of the radical **6** to **3** (–59.5 and –42.1 kcal mol^{–1}, respectively; see ESI† for details). Regarding the formation of **4/5**, our computational results suggest that one molecule of radical **6** reacts with the aromatic solvent, leading to radical **6'** (Scheme 4); this step is only slightly exergonic ($\Delta G = -3.4$ kcal mol^{–1}). The spin density of **6'** is distributed around the substituted toluene unit, with its largest contribution (0.54) located at the carbon atom *para* to the C–Al bond (see Fig. 4). The combination of a second molecule of **6** to **6'**, leading to **4**, is considerably downhill in energy, and the overall free energy of the reaction is $\Delta G = -45.5$ kcal mol^{–1}. This value is slightly more negative than the formation of **3** and is in line with the experimental finding that **4** is the major product in toluene.

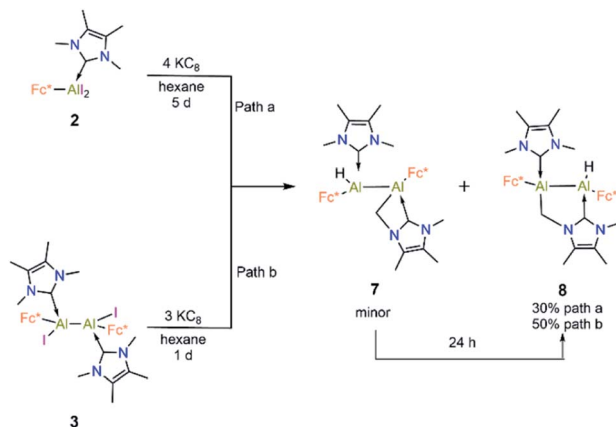
It is well known that such dialanes are susceptible to reactions with unsaturated compounds such as alkenes, alkynes^{6a,b,d} and carbodiimides,^{6c} which insert into their Al–Al bonds. Consequently, diiododialane **3** was treated with bis(trimethylsilyl)acetylene, but this reaction led only to an intractable mixture of products. Additionally, **3** was dissolved in toluene to investigate whether toluene-insertion product **4** might be accessible from the dialane, however, only decomposition and formation of Fc*H was observed after 24 hours, suggesting that **3** does not undergo homolytic cleavage back to the radical **6**. In Tokito and coworkers' dialumene benzene trapping reaction, it was shown that the aromatic ring attached to the dialumene can reversibly exchange with other aromatic molecules.⁸ However, we did not observe an analogous exchange by adding toluene to **5** or *p*-xylene to **4**.

Compound **3** is not stable in THF, 1,2-difluorobenzene or CH₃CN, hindering attempts to study its electrochemical properties. Nevertheless, we attempted the further reduction of **3** using 3 equiv of KC₈ in both hexane and aromatic solvents (benzene, toluene, and *p*-xylene). The reactions in aromatic solvents led only to a mixture of intractable products, while that in hexane provided a product of C–H activation of an NHC



Scheme 4 Proposed mechanisms for the formation of **3** and **4**.





Scheme 5 Complete reduction of 2 and 3 into 7 and 8.

ligand at its distal Al center (**8**; 50% isolated; Scheme 5). Interestingly, compound **8** was also obtained by reduction of **2** in the presence of 4 equiv KC_8 . In both reduction experiments, alongside a large amount of **8**, a few crystals of **7** were observed in the reaction flask after different reaction periods (five days for **2**, one day for **3**; confirmed by SCXRD). Compound **7** is an isomer of **8**; the formal product of C–H activation of an NHC ligand at its proximal Al centre. Unfortunately, subsequent attempts to generate **7** exclusively by varying the reaction time and temperature consistently failed.

Compound **8** was characterised by solution-state NMR while the structures of **7** and **8** were confirmed by SCXRD (Fig. 6). The ^1H NMR spectrum of **8** showed two distinct doublets arising from the diastereotopic methylene protons (2.20 ppm and 2.48 ppm; $^2J_{\text{HH}} = 12$ Hz). The Al–Al distance (2.6035(15) Å) of **8** is significantly smaller than that of **3** (2.648(2) Å) and **7** (2.6259(8) Å), presumably due to its bridged nature. In **8** Al2–C2 bond distances is (2.060 (3) Å) a little shorter than Al1–C3 bond and Al2–C1 (2.089(3)) implying that pivotal bond. To test whether **7** spontaneously converts to **8**, we stirred a mixture of **7** and **8** for 24 hours at room temperature, after which time the ^1H NMR spectrum indicated the presence of **8** and an unidentified

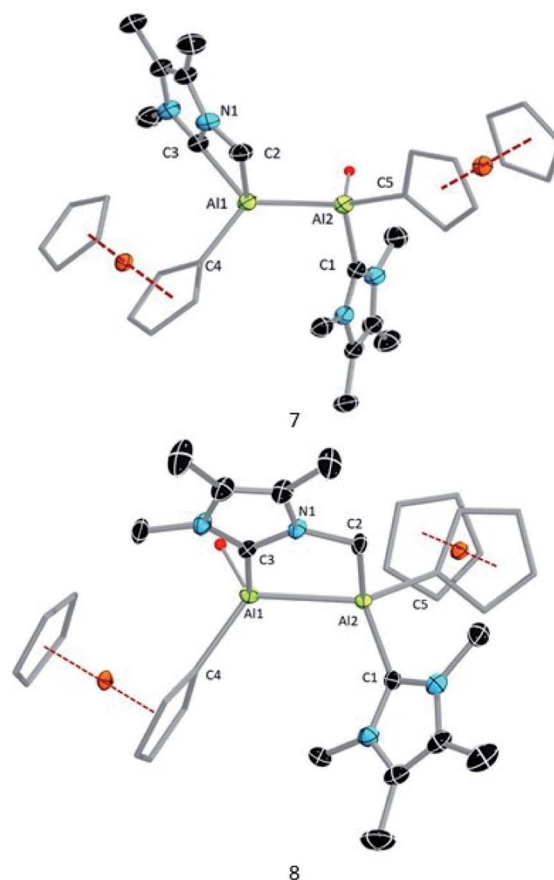


Fig. 6 Molecular structures of **7** and **8** with thermal ellipsoids at the 50% probability level. All hydrogen atoms except H1 and the aromatic rings (3,5-di-*tert*-butylphenyl moiety) attached to the Cp rings are omitted for clarity in **7** and **8**. Also, one molecule of hexane in the structure of **8** is omitted. Selected bond lengths [Å] and bond angles [°] for **7**: Al2–Al2 2.6259(8), Al1–C3 2.0908(17), Al1–C2 2.0853(19), Al1–C4 2.057(8), Al2–C5 2.0162(17), Al2–C1 2.0708(17), C3–Al1–C2 68.47(7), C3–N1–C2 113.12(13), C5–Al2–Al1–C4 11.051(30). For **8**: Al2–Al2 2.6035(15), Al1–C3 2.082(3), Al2–C2 2.060(3), Al1–C4 2.039(3), Al2–C5 1.998(3), Al2–C1 2.089(3), Al1–Al2–C2 92.84(9), Al2–Al1–C3 84.29(9), C3–N1–C2 125.5(2), Al2–Al1–C3–N1 10.8(5).

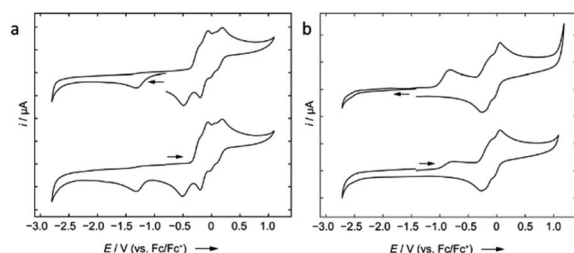
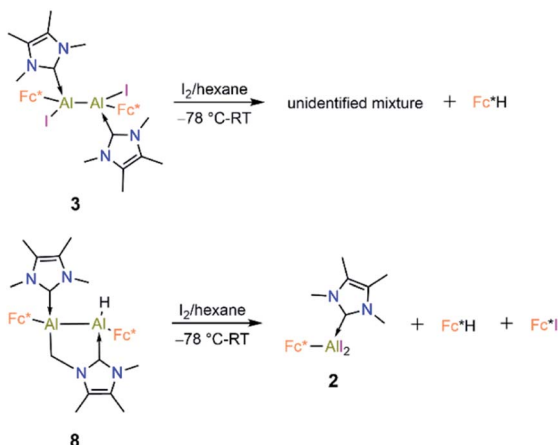


Fig. 5 Cyclic voltammograms of **2** (a) and **8** (b) in 1,2-difluorobenzene/0.1 M $[\text{nBu}_4\text{N}][\text{PF}_6]$ measured at 250 mV s^{-1} . The voltammetric response for the positive and negative scan direction is shown. (a) Formal potentials for **2**: $E_{\text{pc}} = -1.33 \text{ V}$, $E_{\text{pa}}(\text{onset}) = -0.34 \text{ V}$ (oxidation of the ferrocene unit at ca. $E_{1/2} = -0.15 \text{ V}$; relative to the Fc/Fc^+ couple); (b) formal potentials for **8**: $E_{\text{pa}}(\text{onset}) = -0.82 \text{ V}$ (oxidation of the ferrocene units between ca. $E_{1/2} = -0.2$ and 0.0 V ; relative to the Fc/Fc^+ couple).

mixture of products. When a crystalline mixture of **7** and **8** was dissolved in deuterated benzene along with mesitylene as an internal standard, ^1H NMR spectroscopic data indicated an increase of **8** over time along with a small amount of Fc^*H formation after 12 hours. This suggests that **7** indeed converts into **8** over time. It should be noted that the insertion of low-valent main-group centres into C–H bonds of attached donor ligands is relatively common.²⁶ In contrast, C–H activation at *N*-methyl groups of NHCs is not common with main-group elements, though it has been observed with transition metal NHC complexes.²⁷

Compound **8** is unstable in benzene and toluene over long periods. Electrochemical measurements of **8** in difluorobenzene solution revealed a low oxidation potential ($E_{\text{pa}}(\text{onset}) = -0.82 \text{ V}$, Fig. 5) which indicates **8** is more prone to oxidation. Subsequently, we probed the oxidation of **3** and **8** with iodine. Oxidation of **3** (Scheme 6) gave an unidentified mixture of





Scheme 6 Reactions of 3 and 8 with iodine.

products along with Fc^*H , whereas oxidation of 8 (Scheme 6) led to 2, Fc^*H , and Fc^*I (33 : 43 : 23 relative product ratio as indicated by ^1H NMR spectroscopic data).

The formation of products 7 and 8 *via* C–H activation of the NHC moiety is quite unusual, therefore it was investigated in detail using DFT computations. Our main findings are summarised in Fig. 7.

First, we suggest that the starting point of the reaction is the *in situ* generated dialumene $\text{Fc}(\text{NHC})\text{Al}=\text{Al}(\text{NHC})\text{Fc}$ (9). Inspection of the canonical Kohn–Sham molecular orbitals of 9 revealed that the Al–Al interaction has partial double bond character (see Fig. 7), a finding that is also corroborated by calculation of the corresponding MBO (1.11). Compound 9 is characterised by narrow HOMO–LUMO (2.07 eV) and vertical singlet–triplet (8.4 kcal mol $^{-1}$) gaps in comparison to those of 3 (4.56 eV and 35.3 kcal mol $^{-1}$, respectively). This agrees with the elusive and likely highly reactive nature of 9. Compound 7 could be further

obtained from 9 by direct C–H insertion, this transformation having a computed free energy value of $\Delta G_1 = -49.3$ kcal mol $^{-1}$. Alternatively, 9 could dissociate into its monomeric form $\text{Fc}(\text{NHC})\text{Al}$: (10, $\Delta G_2 = +15.8$ kcal mol $^{-1}$). The C–H insertion could then proceed from 10 to form 11 ($\Delta G_3 = -31.8$ kcal mol $^{-1}$), and reaction with the second monomeric 10 is expected to form 7 ($\Delta G_4 = -33.3$ kcal mol $^{-1}$). Formation of compound 7 through this process is more exergonic than the formation of two monomeric C–H-activated 11 by -1.6 kcal mol $^{-1}$. The computed free energies indicated that the C–H insertion could occur either through the monomeric or dimeric Al species, as both pathways are energetically viable. Accordingly, DFT computations on the isomeric C–H activation products indicated that 8 is 8.1 kcal mol $^{-1}$ lower in energy than 7 and that the formation of 8 from 7 is exergonic by $\Delta G_5 = -7.2$ kcal mol $^{-1}$. These results are in line with the experimental findings and intuition given the geometrical distortion and presumed strain inherent in the four-membered AlCNC ring of 7.

Conclusions

A base-stabilised, aluminium(III) diiodide bearing a bulky ferrocenyl substituent has been synthesised and subjected to reduction in different hydrocarbon solvents. In hexane, one-electron reduction gave a dialane, while two-electron reduction provided two isomeric C–H activation products. In aromatic solvents, one-electron reduction led to reduction of the arene akin to a dialumanyl analogue of the Birch reduction. DFT calculations suggest that the dialane and arene-reduction products all arise *via* initial formation of a base-stabilised aluminyl radical, which undergoes radical homocoupling in the former case and sequential addition to the arene in the latter.

Data availability

Full experimental and computational details are provided as part of the ESI.†

Author contributions

H. B. supervised the study. D. D. carried out the synthetic work. I. K. carried out and analysed the EPR and CV experiments. D. D., M. H., M. A. and C. P. carried out the X-ray crystallographic analyses. F. F. carried out the computational studies. D. D., F. F. and R. D. D. prepared the manuscript and the ESI. All authors read and commented on the manuscript.

Conflicts of interest

There are no conflicts to declare.

Acknowledgements

Financial support from the Deutsche Forschungsgemeinschaft is gratefully acknowledged. D. D. thanks the Alexander von Humboldt Foundation for a Humboldt postdoctoral fellowship.

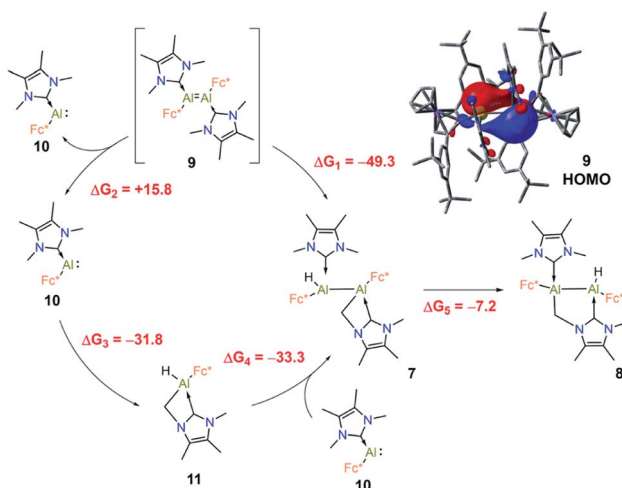


Fig. 7 Proposed pathways for the formation of 7 and 8 from 9, along with their corresponding free energies (kcal mol $^{-1}$) at the PBE0–D3(BJ)/def2-TZVP(SMD, *n*-hexane) level of theory. The HOMO of 9 is shown in the upper right corner (isovalue: 0.03 au).



References

- W. Uhl, *Z. Naturforsch., B: J. Chem. Sci.*, 1988, **43**, 1113–1118.
- M. Mocker, C. Robl and H. Schnöckel, *Angew. Chem., Int. Ed. Engl.*, 1994, **33**, 862–863.
- (a) P. Bag, C. Weetman and S. Inoue, *Angew. Chem., Int. Ed.*, 2018, **57**, 14394–14413; (b) K. Hobson, C. J. Carmalt and C. Bakewell, *Chem. Sci.*, 2020, **11**, 6942–6956.
- (a) A. Purath, C. Dohmeier, A. Ecker, H. Schnöckel, K. Amelunxen, T. Passler and N. Wiberg, *Organometallics*, 1998, **17**, 1894–1896; (b) A. Purath and H. Schnöckel, *J. Organomet. Chem.*, 1999, **579**, 373–375; (c) M. Schiefer, N. D. Reddy, H. W. Roesky and D. Vidovic, *Organometallics*, 2003, **22**, 3637–3638; (d) C. Schnitter, H. W. Roesky, C. Röpken, R. Herbst-Irmer, H.-G. Schmidt and M. Noltemeyer, *Angew. Chem., Int. Ed.*, 1998, **37**, 1952–1955; (e) S. J. Bonyhady, D. Collis, G. Frenking, N. Holzmann, C. Jones and A. Stasch, *Nat. Chem.*, 2010, **2**, 865–869; (f) T. Agou, K. Nagata, H. Sakai, Y. Furukawa and N. Tokitoh, *Organometallics*, 2012, **31**, 386–389; (g) I. L. Fedushkin, M. V. Moskalev, A. N. Lukoyanov, A. N. Tishkina, E. V. Baranov and G. A. Abakumov, *Chem. – Eur. J.*, 2012, **18**, 11264–11276; (h) Y. Zhao, Y. Liu, L. Yang, J.-G. Yu, S. Li, B. Wu and X.-J. Yang, *Chem. – Eur. J.*, 2012, **18**, 6022–6030; (i) R. L. Falconer, G. S. Nichol, I. V. Smolyar and M. J. Cowley, *Angew. Chem., Int. Ed.*, 2021, **60**, 2047–2052; (j) C. Bakewell, K. Hobson and C. J. Carmalt, *Angew. Chem., Int. Ed.*, 2022, e202205901.
- V. G. Sokolov, T. S. Koptseva, R. V. Rumyantsev, X.-J. Yang, Y. Zhao and I. L. Fedushkin, *Organometallics*, 2020, **39**, 66–73.
- (a) A. Hofmann, A. Lamprecht, O. F. González-Belman, R. D. Dewhurst, J. O. C. Jiménez-Halla, S. Kachel and H. Braunschweig, *Chem. Commun.*, 2018, **54**, 1639–1642; (b) Y. Zhao, Y. Liu, Y. Lei, B. Wub and X.-J. Yang, *Chem. Commun.*, 2013, **49**, 4546–4548; (c) L. Xiao, W. Chen, L. Shen, L. Liu, Y. Xue, Y. Zhao and X.-J. Yang, *Chem. Commun.*, 2020, **56**, 6352–6355; (d) Y. Zhao, Y. Lei, Q. Dong, B. Wu and X.-J. Yang, *Chem. – Eur. J.*, 2013, **19**, 12059–12066.
- (a) K. Lammertsma, O. F. Güner, R. M. Drewes, A. E. Reed and P. v. R. Schleyer, *Inorg. Chem.*, 1989, **28**, 313–317; (b) K. Lammertsma and J. Leszczyński, *J. Phys. Chem.*, 1990, **94**, 5543–5548.
- (a) R. J. Wright, A. D. Phillips and P. P. Power, *J. Am. Chem. Soc.*, 2003, **125**, 10784–10785; (b) T. Agou, K. Nagata and N. Tokitoh, *Angew. Chem., Int. Ed.*, 2013, **52**, 10818–10821.
- (a) P. Bag, A. Porzelt, P. J. Altmann and S. Inoue, *J. Am. Chem. Soc.*, 2017, **139**, 14384–14387; (b) C. Weetman, A. Porzelt, P. Bag, F. Hanusch and S. Inoue, *Chem. Sci.*, 2020, **11**, 4817–4827; (c) R. L. Falconer, K. M. Byrne, G. S. Nichol, T. Krämer and M. J. Cowley, *Angew. Chem., Int. Ed.*, 2021, **60**, 24702–24708.
- (a) J. Hicks, P. Vasko, J. M. Goicoechea and S. Aldridge, *Angew. Chem., Int. Ed.*, 2021, **60**, 1702–1713; (b) J. Hicks, P. Vasko, J. M. Goicoechea and S. Aldridge, *Nature*, 2018, **557**, 92–95; (c) K. Koshino and R. Kinjo, *J. Am. Chem. Soc.*, 2020, **142**(19), 9057–9062; (d) R. J. Schwamm, M. D. Anker, M. Lein and M. P. Coles, *Angew. Chem., Int. Ed.*, 2019, **58**, 1489–1493; (e) J. Hicks, P. Vasko, J. M. Goicoechea and S. Aldridge, *J. Am. Chem. Soc.*, 2019, **141**, 11000–11003; (f) S. Kurumada, S. Takamori and M. Yamashita, *Nat. Chem.*, 2020, **12**, 36–39.
- (a) C. Dohmeier, C. Robl, M. Tacke and H. Schnöckel, *Angew. Chem., Int. Ed. Engl.*, 1991, **30**, 564–565; (b) C. Cui, H. W. Roesky, H.-G. Schmidt, M. Noltemeyer, H. Hao and F. Cimpoesu, *Angew. Chem., Int. Ed.*, 2000, **39**, 4274–4276; (c) A. Hofmann, T. Tröster, T. Kupfer and H. Braunschweig, *Chem. Sci.*, 2019, **10**, 3421–3428; (d) S. K. Mellerup, Y. Cui, F. Fantuzzi, P. Schmid, J. T. Goettel, G. Bélanger-Chabot, M. Arrowsmith, I. Krummenacher, Q. Ye, V. Engel, B. Engels and H. Braunschweig, *J. Am. Chem. Soc.*, 2019, **141**, 16954–16960; (e) J. D. Queen, A. Lehmann, J. C. Fettingier, H. M. Tuononen and P. P. Power, *J. Am. Chem. Soc.*, 2020, **142**, 20554–20559; (f) X. Zhang and L. L. Liu, *Angew. Chem., Int. Ed.*, 2021, **60**, 27062–27069; (g) A. Hinz and M. P. Müller, *Chem. Commun.*, 2021, **57**, 12532–12535.
- S. Aldridge and A. J. Downs, *The Group 13 Metals Aluminium, Gallium, Indium and Thallium: Chemical Patterns and Peculiarities*, Wiley, Chichester, 2011.
- (a) R. Mondol and E. Otten, *Inorg. Chem.*, 2019, **58**, 6344–6355; (b) W. Chen, V. A. Dodonov, V. G. Sokolov, L. Liu, E. V. Baranov, Y. Zhao, I. L. Fedushkin and X.-J. Yang, *Organometallics*, 2021, **40**, 490–499.
- O. R. Luca and R. H. Crabtree, *Chem. Soc. Rev.*, 2013, **42**, 1440–1459.
- V. K. K. Praneeth, M. R. Ringenberg and T. R. Ward, *Angew. Chem., Int. Ed.*, 2012, **51**, 10228–10234.
- (a) N. Nagahora, T. Sasamori, N. Takeda and N. Tokitoh, *Chem. – Eur. J.*, 2004, **10**, 6146–6151; (b) C. Moser, M. Nieger and R. Pietschnig, *Organometallics*, 2006, **25**, 2667–2672; (c) C. Moser, A. Orthaber, M. Nieger, F. Belaj and R. Pietschnig, *Dalton Trans.*, 2006, 3879–3885; (d) T. Sasamori, A. Yuasa, Y. Hosoi, Y. Furukawa and N. Tokitoh, *Organometallics*, 2008, **27**, 3325–3327; (e) A. Yuasa, T. Sasamori, Y. Hosoi, Y. Furukawa and N. Tokitoh, *Bull. Chem. Soc. Jpn.*, 2009, **82**, 793–805; (f) T. Sasamori, H. Miyamoto, H. Sakai, Y. Furukawa and N. Tokitoh, *Organometallics*, 2012, **31**, 3904–3910; (g) T. Sasamori, M. Sakagami, M. Niwa, H. Sakai, Y. Furukawa and N. Tokitoh, *Chem. Commun.*, 2012, **48**, 8562–8564; (h) M. Sakagami, T. Sasamori, H. Sakai, Y. Furukawa and N. Tokitoh, *Chem. – Asian J.*, 2013, **8**, 690–693; (i) M. Sakagami, T. Sasamori, H. Sakai, Y. Furukawa and N. Tokitoh, *Bull. Chem. Soc. Jpn.*, 2013, **86**, 1132–1143; (j) Y. Suzuki, T. Sasamori, J.-D. Guo and N. Tokitoh, *Chem. – Eur. J.*, 2018, **24**, 364–368.
- A. Appel, F. Jäkle, T. Priermeier, R. Schmid and M. Wagner, *Organometallics*, 1996, **15**, 1188–1194.
- H. Braunschweig, I. Krummenacher, C. Lichtenberg, J. D. Mattock, M. Schäfer, U. Schmidt, C. Schneider,



- T. Steffenhagen, S. Ullrich and A. Vargas, *Angew. Chem., Int. Ed.*, 2017, **56**, 889–892.
- 19 T. Sasamori, Y. Suzuki and N. Tokitoh, *Organometallics*, 2014, **33**, 6696–6699.
- 20 N. Kuhn and T. Kratz, *Synthesis*, 1993, 561–562.
- 21 D. Dhara, A. Jayaraman, M. Härterich, R. D. Dewhurst and H. Braunschweig, *Chem. Sci.*, 2022, **13**, 5631–5638.
- 22 (a) R. Y. Kong and M. R. Crimmin, *Angew. Chem., Int. Ed.*, 2021, **60**, 2619–2623; (b) X. Zhang and L. L. Liu, *Angew. Chem., Int. Ed.*, 2022, **61**, e202116658.
- 23 (a) A. J. Birch, *J. Chem. Soc.*, 1944, 430–436; (b) A. J. Birch, *Pure Appl. Chem.*, 1996, **68**, 553–556.
- 24 (a) S. G. Minasian and J. Arnold, *Chem. Commun.*, 2008, 4043–4045; (b) K. Nagata, T. Agou, T. Sasamori and N. Tokitoh, *Chem. Lett.*, 2015, **44**, 1610–1612.
- 25 (a) S.-H. Ueng, A. Solovyev, X. Yuan, S. J. Geib, L. Fensterbank, E. Lacôte, M. Malacria, M. Newcomb, J. C. Walton and D. P. Curran, *J. Am. Chem. Soc.*, 2009, **131**, 11256–11262; (b) P. Bissinger, H. Braunschweig, A. Damme, I. Krummenacher, A. K. Phukan, K. Radacki and S. Sugawara, *Angew. Chem., Int. Ed.*, 2014, **53**, 7360–7363; (c) M.-A. Légaré, G. Bélanger-Chabot, R. D. Dewhurst, E. Welz, I. Krummenacher, B. Engels and H. Braunschweig, *Science*, 2018, **359**, 896–900; (d) M.-A. Légaré, G. Bélanger-Chabot, M. Rang, R. D. Dewhurst, I. Krummenacher, R. Bertermann and H. Braunschweig, *Nat. Chem.*, 2020, **12**, 1076–1080.
- 26 T. Chu and G. I. Nikonov, *Chem. Rev.*, 2018, **118**, 3608–3680.
- 27 (a) M. A. Esteruelas, M. Pilar Gay and E. Oñate, *Organometallics*, 2018, **37**, 3412–3424; (b) Q. Liang, A. Salmon, P. J. Kim, L. Yan and D. Song, *J. Am. Chem. Soc.*, 2018, **140**, 1263–1266.

