



# Kent Academic Repository

Roadknight, Chris and Marshall, Ian W. (2000) *Future network management - a bacterium inspired solution*. In: Proceedings IEEE Openarch. . , Tel Aviv

## Downloaded from

<https://kar.kent.ac.uk/21899/> The University of Kent's Academic Repository KAR

## The version of record is available from

## This document version

UNSPECIFIED

## DOI for this version

## Licence for this version

UNSPECIFIED

## Additional information

## Versions of research works

### Versions of Record

If this version is the version of record, it is the same as the published version available on the publisher's web site. Cite as the published version.

### Author Accepted Manuscripts

If this document is identified as the Author Accepted Manuscript it is the version after peer review but before type setting, copy editing or publisher branding. Cite as Surname, Initial. (Year) 'Title of article'. To be published in *Title of Journal* , Volume and issue numbers [peer-reviewed accepted version]. Available at: DOI or URL (Accessed: date).

## Enquiries

If you have questions about this document contact [ResearchSupport@kent.ac.uk](mailto:ResearchSupport@kent.ac.uk). Please include the URL of the record in KAR. If you believe that your, or a third party's rights have been compromised through this document please see our [Take Down policy](https://www.kent.ac.uk/guides/kar-the-kent-academic-repository#policies) (available from <https://www.kent.ac.uk/guides/kar-the-kent-academic-repository#policies>).

# Future Network Management - A Bacterium Inspired Solution.

Chris Roadknight and Ian Marshall

**B45/124, BT Labs, Adastral Park,  
Martlesham Heath, Ipswich, Suffolk, UK IP5 3RE  
christopher.roadknight@bt.com**

**Abstract.** *A possible model for future network management is proposed. This is based on a community of bacterial strains, each organism handling network requests in the same way as bacteria metabolise energy sources. This model makes use of the unique methods that bacteria use to transfer and share genetic material, to create a more robust solution to the service provision problems associated with future data networks. A community of autonomous, bacteria-like nodes appears to provide some degree of self-stabilising behaviour.*

## Introduction.

Communication networks such as the Internet are probably the most complex machines built by mankind. The number of possible failure states in a major network is so large that even counting them is infeasible. Deciding the state the network is in at any time with great accuracy is therefore not possible. In addition, data networks such as the Internet are subjected to a mixture of deterministic and stochastic load [PAX95] [GRI97]. The network's response to this type of traffic is chaotic [ABR95], i.e. the evolution of network state is highly divergent, and accurate predictions of network performance require knowledge of the current state that is more accurate than can be obtained. Future networks, with more intelligence, will be even more complex and less tractable. A network management paradigm is required that can maintain network performance in the face of fractal demands without detailed knowledge of the state of the network, and can evolve to meet unanticipated demands in the future.

Biologically inspired algorithms (eg. Genetic Algorithms, Neural Networks) have been successfully used in many

cases where good solutions are required for difficult<sup>1</sup> problems of this type [ROA97] [GOL89]. They simulate evolutionary procedures or neural activation pathways in software, these then acting as problem solving tools. They can do this because:

- a. They take a clean sheet approach to problem solving.
- b. They learn from successes and failures.
- c. Due to multiple adaptive feedback loops, they are able to find optima in a fractal search space quickly.

The Darwinian mechanism of evolution involves a simple 'survival of the fittest' algorithm [DAR59]. While this undoubtedly served as a superb maxim for life on a slowly changing world, the lack of intra-generational exchange of information has obvious drawbacks when factors effecting fitness are varying more rapidly as in the Internet.

Bacteria are a set of metabolically diverse, simple, single-cell organisms. Their internal structure is simpler than most living cells, with no membrane-bound nucleus or organelles, and short circular DNA. Bacterial evolution 'transcends Darwinism' [CAL97], while asexual reproduction ensures survival of the fittest, a more Lamarkian<sup>2</sup> mechanism of evolution occurs in parallel, with individuals capable of exchanging elements of their genetic material during their lifetime. This plasmid migration allows much quicker reaction to sudden changes in influential environmental factors. These processes are commonly called adaptation. When a population of E. Coli is introduced to a new environment adaptation begins

---

<sup>1</sup> Here, the term 'difficult' is used to represent a problem that is computationally infeasible using brute force methods.

<sup>2</sup> Lamark was an 18th century French scientist who argued that evolution occurs because organisms can inherit traits, which have been acquired by their ancestors during their lifetime.

immediately, with significant results apparent in a few weeks [LEN94].

### Proposed Management Algorithm.

The detailed network management requirements we have addressed are

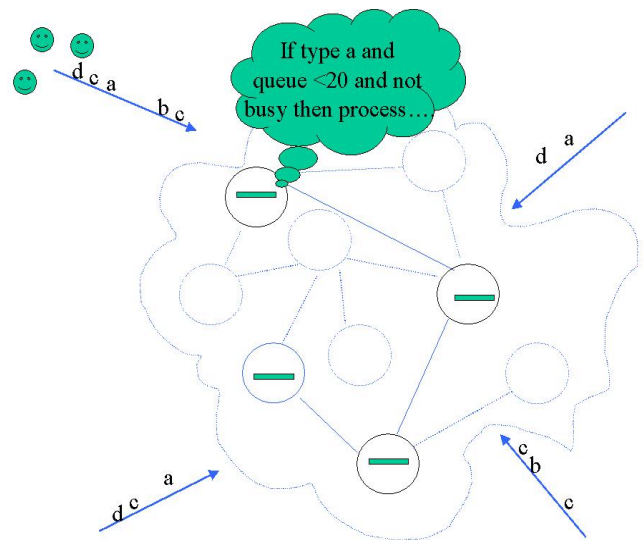
1. Communities of users will be requesting services from the network, service providers and other users in a self-similar, deterministic way [MAR99].
2. The network is made up of interconnected nodes<sup>3</sup>
3. Allowing all the nodes the capability to provision all service requests would use network resources very poorly.
4. The dimensioning of service requests will not be static in any domain over time.
5. New services will become available over time, old services will become obsolete.
6. Holistic management, requiring knowledge of the whole network will be an N squared problem, so will not be feasible for large networks.

Our proposed solution makes each node within the network responsible for its own behaviour. The network is thus modelled as a community of cellular automata. Each member of the community is selfishly optimising its own (local) state, but this 'selfishness' has been proven as a stable model for living organisms [DAW76]. Partitioning a system into selfishly adapting sub-systems has been shown to be a viable approach for the solving of complex and non-linear problems [KAU94]. Figure 1 shows a diagram of a future network, some nodes are switched on (solid borders) some are switched off (dashed borders).

In this paper we describe an implementation that supports four services; A, B, C, D. The control parameters given below are examples provided to illustrate our approach. Optimisation of the algorithm for a particular application scenario is the subject of ongoing work. Our current implementation has 400 vertices connected on a rectangular grid. The system is initialised by populating a random selection of vertices with active nodes.

Each node has an amount of genetic material that codes for the rule set by which it lives. The initial nodes have a random selection of genes. This rule set defines how each

node will handle requests for service. Currently each rule takes the form  $\{x,y,z\}$  where:  
 x. is a character representing the type of service requested  
 y. is an integer between 0 and 200 which is interpreted as the value in a statement of the form "Accept request for service [Val(x)] if queue length < Val(y)".  
 z. is an integer between 0 and 100 that is interpreted as the value in a statement of the form "Accept request for service [Val(x)] if busyness < Val(z)% "  
 Each node can accommodate up to 4 active rules.



**Figure 1.** Schematic of proposed future network structure.

Requests are input to the system by injecting sequences of characters (representing services) at each vertex in the array. If the vertex is populated by a node, the items join a queue. If there is no node the requests are forwarded to a neighbouring vertex. Each node evaluates the items that arrive in its input queue on a FIFO principle. If the request at the front of the queue matches an available rule the node is rewarded and the request is deleted. If there is no match the request is forwarded and no reward is given. Only four requests can be processed per measurement period (epoch). The more time a node spends processing requests, the busier it is seen to be. The busyness is calculated by combining the busyness at the previous epoch with the busyness for the current epoch in a 0.8 to 0.2 ratio. For example, if the node has processed three requests this epoch (25 points each) it would have 75 points for this epoch, if its previous cumulative busyness value was 65 then the new cumulative busyness value will

<sup>3</sup> These can be thought of as physical nodes, like servers or routers; or processes running on these devices (ie. Java Virtual Machines)

be 67. This method dampens any sudden changes in behaviour.

If we add rules for reproduction and evolution, and plasmid migration, it becomes possible to envisage each node as a bacterium and each request for a service as food. This analogy is consistent with the metabolic diversity of bacteria, capable of using various energy sources as food and metabolising these in an aerobic or anaerobic manner.

Genetic diversity is created in at least 2 ways, mutation and plasmid migration. Mutation involves the random alteration of just one value in a single rule, for example:

"Accept request for service A if node < 80% busy" to  
"Accept request for service C if node < 80% busy" or  
"Accept request for service A if node < 60% busy".

Plasmid migration involves genes from healthy individuals being shed or replicated into the environment and subsequently being absorbed into the genetic material of less healthy individuals. If plasmid migration doesn't help weak strains increase their fitness they eventually die. If a node acquires more than 4 rules through interchange the newest rules are repressed (registered as dormant) so that no more than four rules are active. Currently, values for queue length and cumulative busyness are used as the basis for interchange actions, and evaluation is performed every five epochs.

If the queue length or busyness is above a threshold (both 50 in this example), a random section of the genome is copied into a 'rule pool' accessible to all nodes. If the node continues to exceed the threshold for four evaluation periods, it replicates its entire genome into an adjacent vertex where a node is not present. Healthy bacteria with a plentiful food supply thus reproduce by binary fission. Offspring produced in this way are exact clones of their parent.


If the busyness is below a different threshold (10), a rule randomly selected from the rule pool is injected into the node's genome. If a node is 'idle' for three evaluation periods, its active genes<sup>4</sup> are deleted, if dormant genes exist, these are brought into the active domain, if there are no dormant genes the node is switched off. This is analogous to death by nutrient deprivation.

<sup>4</sup> Only some of the genes/rules in the genome are expressed, some lie dormant and are not used for decision making, this means they are not selected for.

So if a node with the genome {a,40,50/c,10,5} has a busyness of >50 when analysed, it will put a random rule (e.g. c,10,5) into the rule pool. If a node with the genome {b,2,30/d,30,25} is later deemed to be idle it may import that rule and become {b,2,30/d,30,25/c,10,5}.

## Initial Results.

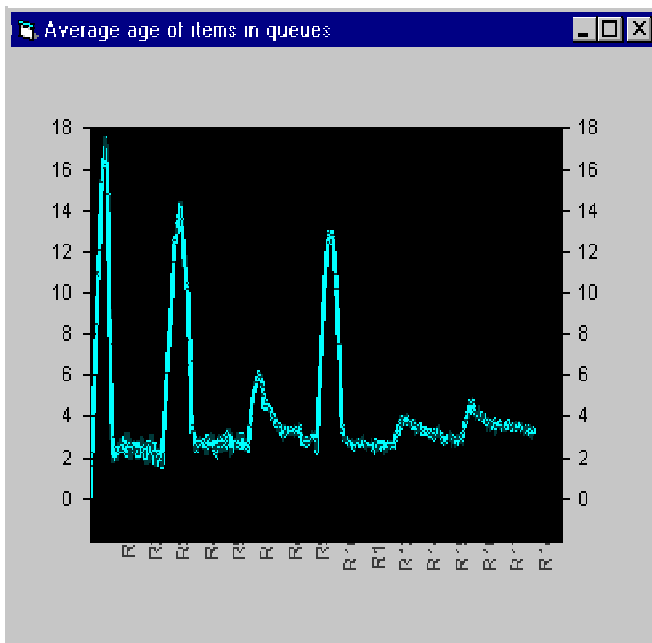
A visualisation environment was created for our implementation. The environment provides an interface where load and other parameters can be varied in many ways, thereby stressing the system in a flexible manner. For instance, the ratio of requests for the 4 services can be made to vary over time, as can the overall number of requests per unit time. A 'petri dish' that can accommodate up to 400 bacteria/nodes was used to display the system state. Figure 2 shows what happens when an initial low load is increased and then reduced. Each strain that handles a single type of request is represented in the left hand image by a colour (Red, Green, Blue, Grey). Strains with the ability to handle more than one service request type are coloured in a combination of these colours. When the load increases (centre image), the existing colonies increase in size, and new colonies appear due to mutation. Some of these thrive (eg. mauve colony in centre of dish). The third image shows the response to a decrease in load. As in real communities a decrease in food causes a large amount of cell death, but also an increase in diversity (shown by the increase in the range of colours) as more plasmid migration occurs.



**Figure 2.** Three Stages of Bacterial Growth. Left, initial low load. Middle, response to increased load. Right, response to subsequent decrease in load.

A quality of service (QoS) measurement was introduced that measured the performance of the network. We measured the average age (expressed in epochs) of all requests on the network. The QoS was measured over

time as the load on the network was increased in a series of significant steps, 1, 4, 12, 30, 45, 60 X the initial load. Figure 3 shows how the QoS reacts to these increases. At 60X the initial rate, the network is nearing its saturation point, yet performance has degraded very little. A short period of worsened service is observed as the network adapts in both size and heterogeneity, followed by a return to more acceptable QoS.



**Figure 3.** QoS levels under sequential changes in load.

## Conclusions.

These results show that because of the long-term self-stabilising, adaptive nature of bacterial communities, a bacterial type network management algorithm might be a suitable approach to creating a stable network of autonomous nodes. That overall network stability, in terms of QoS, is provided by a set of cells that are acting for their own (not the network's) good. This removes most of the high-level network management problems. The methods used for adaptation and evolution are still in their infancy and the relative merits of different flavours of adaptation will be investigated. It is also important to devise methods of assessing performance beyond the visual analysis of QoS.

## References.

- Abrams M, Standridge C, Abdulla G, Williams S and Fox E. Caching Proxies: Limitations and Potentials. Proc. 4th Inter. World-Wide Web Conference, Boston, MA, Dec. 1995.
- Caldwell D, Wolfaardt, Korber D and Lawrence J. (1997) Do Bacterial Communities Transcend Darwinism? *Advances in Microbial Ecology*. Vol 15. p.105-191
- Darwin C. (1859) *The Origin of the Species by Means of Natural Selection*. New American Library, New York.
- Dawkins R. (1976) *The Selfish Gene*. Oxford University Press.
- Goldberg D. (1989) *Genetic Algorithms in Search, Optimization and Machine Learning*. Addison-Wesley.
- Gribble S and Brewer E. (1997) System Design Issues for Internet Middleware Services: Deductions from a Large Client Trace. In *Proceedings of the USENIX Symposium on Internet Technologies and Systems (USITS '97)*, December 1997.
- Kauffman S, Macready W and Dickenson E. Divide and Coordinate: Coevolutionary Problem Solving. <ftp://ftp.santafe.edu/pub/wgm/patch.ps>
- Lenski RE and Travisano M. (1994) Dynamics of Adaptation and Diversification. *Proc. Nat Acad. Sci.* 91: 6808-6814.
- Marshall I, Roadknight C and Bilchev G. Performance implications of WWW traffic statistics. Submitted <http://www.wtc2000.org>
- Paxson V and Floyd S. (1995) Wide Area Traffic: The Failure of Poisson Modelling. *IEEE/ACM Transactions on Networking* 3 (3) p. 226-244
- Roadknight CM., Balls GR., Palmer-Brown D and Mills GE (1997). Modelling of complex environmental data. *IEEE Transactions on Neural Networks*. Vol 8, No 4. P. 852-862