



# Kent Academic Repository

Henderson, Martin, Kelly, Stephen W., Horne, Robert, Gillham, Michael, Pepper, Matthew and Capron, Jean-Marc (2014) *Powered Wheelchair Platform for Assistive Technology Development*. In: *Emerging Security Technologies (EST)*, . . pp. 52-56. IEEE E-ISBN 978-1-4799-7007-0.

## Downloaded from

<https://kar.kent.ac.uk/47777/> The University of Kent's Academic Repository KAR

## The version of record is available from

<https://doi.org/10.1109/EST.2014.20>

## This document version

Author's Accepted Manuscript

## DOI for this version

## Licence for this version

UNSPECIFIED

## Additional information

## Versions of research works

### Versions of Record

If this version is the version of record, it is the same as the published version available on the publisher's web site. Cite as the published version.

### Author Accepted Manuscripts

If this document is identified as the Author Accepted Manuscript it is the version after peer review but before type setting, copy editing or publisher branding. Cite as Surname, Initial. (Year) 'Title of article'. To be published in *Title of Journal*, Volume and issue numbers [peer-reviewed accepted version]. Available at: DOI or URL (Accessed: date).

## Enquiries

If you have questions about this document contact [ResearchSupport@kent.ac.uk](mailto:ResearchSupport@kent.ac.uk). Please include the URL of the record in KAR. If you believe that your, or a third party's rights have been compromised through this document please see our [Take Down policy](https://www.kent.ac.uk/guides/kar-the-kent-academic-repository#policies) (available from <https://www.kent.ac.uk/guides/kar-the-kent-academic-repository#policies>).

# *Powered wheelchair platform for assistive technology development*

Martin Henderson, Stephen Kelly, Robert Horne, Michael Gillham  
School of Engineering and Digital Arts  
University of Kent  
Canterbury, England, UK

Matthew Pepper  
East Kent Hospitals University Foundation Trust  
Canterbury, England, UK

Jean-Marc Capron  
Département SMART  
ISEN  
Lille, France

**Abstract**—Literature shows that numerous wheelchair platforms, of various complexities, have been developed and evaluated for Assistive Technology purposes. However there has been little consideration to providing researchers with an embedded system which is fully compatible, and communicates seamlessly with current manufacturer’s wheelchair systems. We present our powered wheelchair platform which allows researchers to mount various inertial and environment sensors, and run guidance and navigation algorithms which can modify the human desired joystick trajectory, so as to assist users with negotiating obstacles, and moving from room to room. We are also able to directly access other currently manufactured human input devices and integrate new and novel input devices into the powered wheelchair platform for clinical and research assessment.

**Keywords**—*component; Assistive Technology; robotic platform; powered wheelchair; obstacle avoidance; research to market.*

## I. INTRODUCTION

An extensive review of intelligent and assistive wheelchair technology was undertaken in 2005 [1]; another independent review of the technology was undertaken in 2014 [2]. Some of the research projects mentioned in 2005 have continued to influence research [3-6], while other new platforms have emerged [7-9], and some 4,018 papers have been published between 2005 and 2013.

Despite this significant research, little has been done to bring smart wheelchairs to the market [6]. There is a clear need to produce a platform which bridges the gap between academic researchers, the manufacturers, and the end users [10], although one project, IntelliWheels [9], has evolved to move closer towards a possible product [11]. The state-of-the-art still lacks a full integration with manufacturers systems;

this is a requirement wholly necessary to bring research to the market place.

Our platform was designed for the SYSIASS project [12], with the aim of reducing the technical barrier to perform research on collision avoidance and Assistive Technologies for powered wheelchairs, while providing a simple route to commercializing research, through integrating new systems with existing, commercially available powered wheelchairs.

## II. METHODOLOGY

To support a wide range of research projects, the powered wheelchair platform functionality is broken down into a modular system. Communication between each module is fed over a common system RS485 bus configured into a single master and multi-slave topology shown in Fig. 1. The system provides limited processing power within the Communications Module, which is sufficient to run efficiently coded assistance algorithms. If required, additional processing can be made available via a USB-connected PC, or an SPI-connected co-processor, or by simply upgrading the embedded boards used for the nodes and the communication module.

The modular nature of the system thus allows processing work to be shared. Utilizing smart sensor nodes that process their own data, and send only relevant information to the Communication Module when requested, is a method that provides the facility for the addition of many different sensors such as laser ranging and wheel encoders each with localized processing to readily be attached or removed from the platform as desired by the experimental researchers.

To simplify the transition from research to market, the system uses a general purpose communication module

supplied by Dynamic Controls to communicate with the DX and DX2 drive systems present on a wide range of commercially available powered wheelchairs.

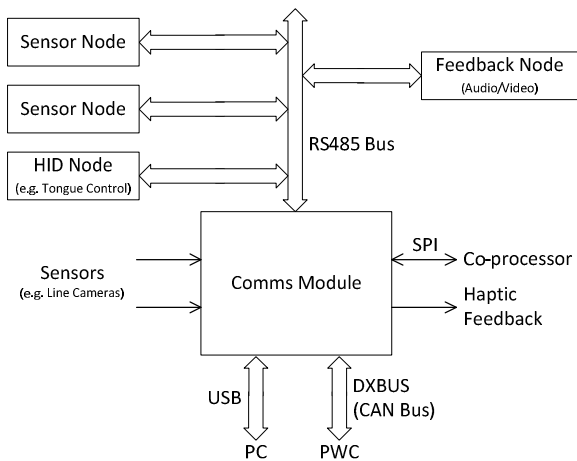


Figure 1- Wheelchair Platform Topology

### A. Sensor Nodes

Two types of ranging sensors, ultrasonic (US) and infrared (IR) are paired so that they mutually cover a sensor field or zone numbered as 1 to 13 in Fig. 3. These sensor fields on the wheelchair are grouped together by location such that each sensor group (sensor zones 1, 2, 3 are one such group shown in Fig. 2 labelled as the front corner mounted sonar and infrared sensors) is controlled by a dedicated ATmega328




Figure 2 - Wheelchair Inputs and Sensors

microprocessor board (Arduino Mini). These sensor groups are referred to as Sensor Nodes. These Sensor Nodes are slaves on the RS485 bus; each Sensor Node has a group of 6 attached sensors. For example the node covering sensor zones 1, 2, 3 has 3 Sharp IR rangefinders, one GP2Y0A02YK0F with a 0.2-1.2M range positioned parallel to the direction of motion, and two GP2Y0A21YK (0.1-0.8M range) sensors, one orthogonal to the direction of travel and the other between

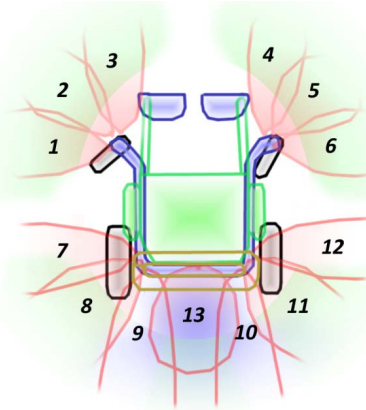


Figure 3- Wheelchair Sensor Zones

them at 45 degrees. 3 HY- SRF05 (0-5M range) US sensors are mounted one above each of the IR sensors.

The responsibilities of the Sensor Node, schematic shown in Fig. 5, are to enumerate, configure, and synchronize the 6 sensors, fuse the range data of each ultrasound-infrared pair and to send, if called for, the current distance to the closest object in each sensor field to the Communication Module. Additionally, a digital signal can be sent if an object in any sensor field passes a threshold range.

The modular nature of the Sensor Nodes and method of implementation allows new arrangements and different types of sensors to be added to the system transparently; several different models of US and IR sensors were tested on the system without any major issues arising.

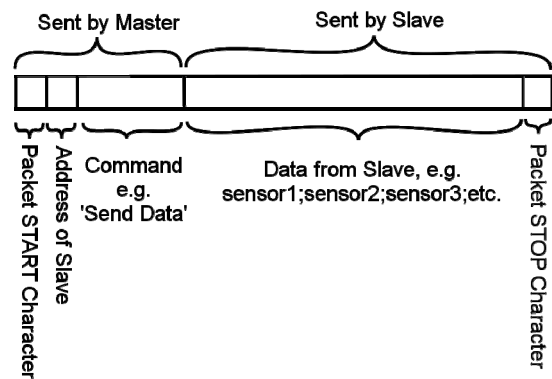


Figure 1 - Communication packet format

### B. Master Module

The main board or Master Module, schematic shown in Fig. 6, contains the microprocessor board, the Sensor Nodes communications control board, and the General Purpose Serial Board for interfacing with the Dynamics Controls standard wheelchair control system. In our implementation, an Atmel SAM3X8E ARM Cortex-M3 CPU based Arduino DUE was the microprocessor board chosen to run the main system program.

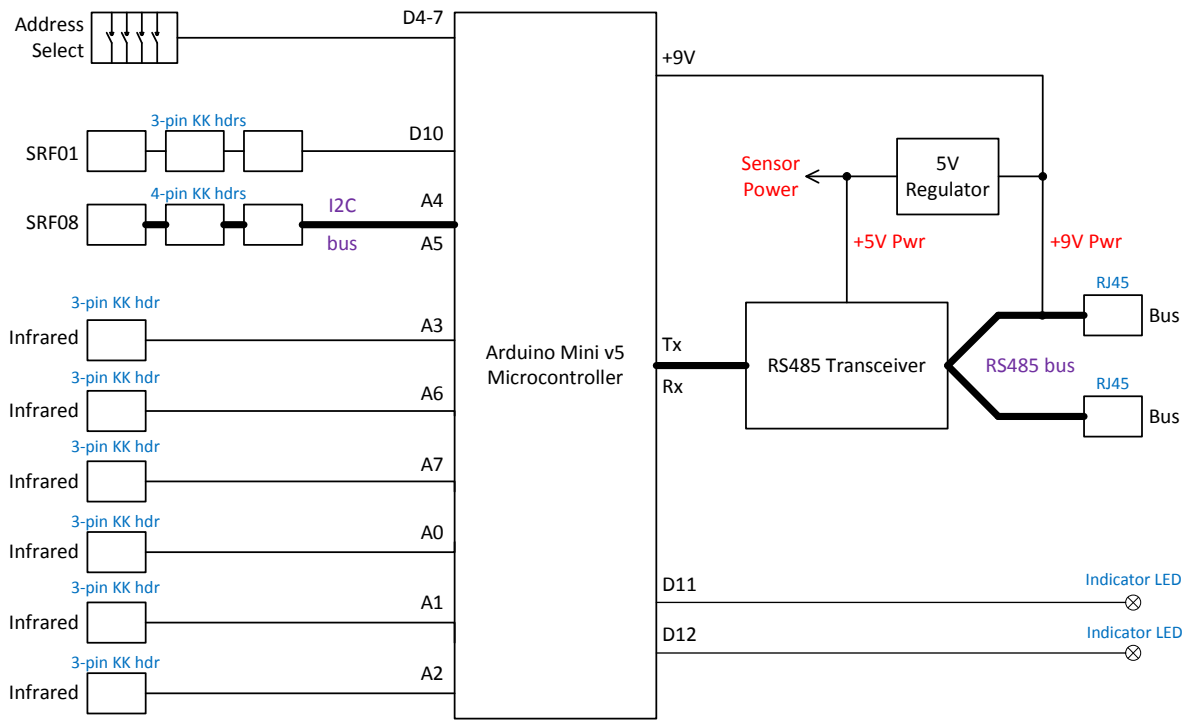


Figure 5 - Arduino Mini Sensor Cluster breakdown schematic

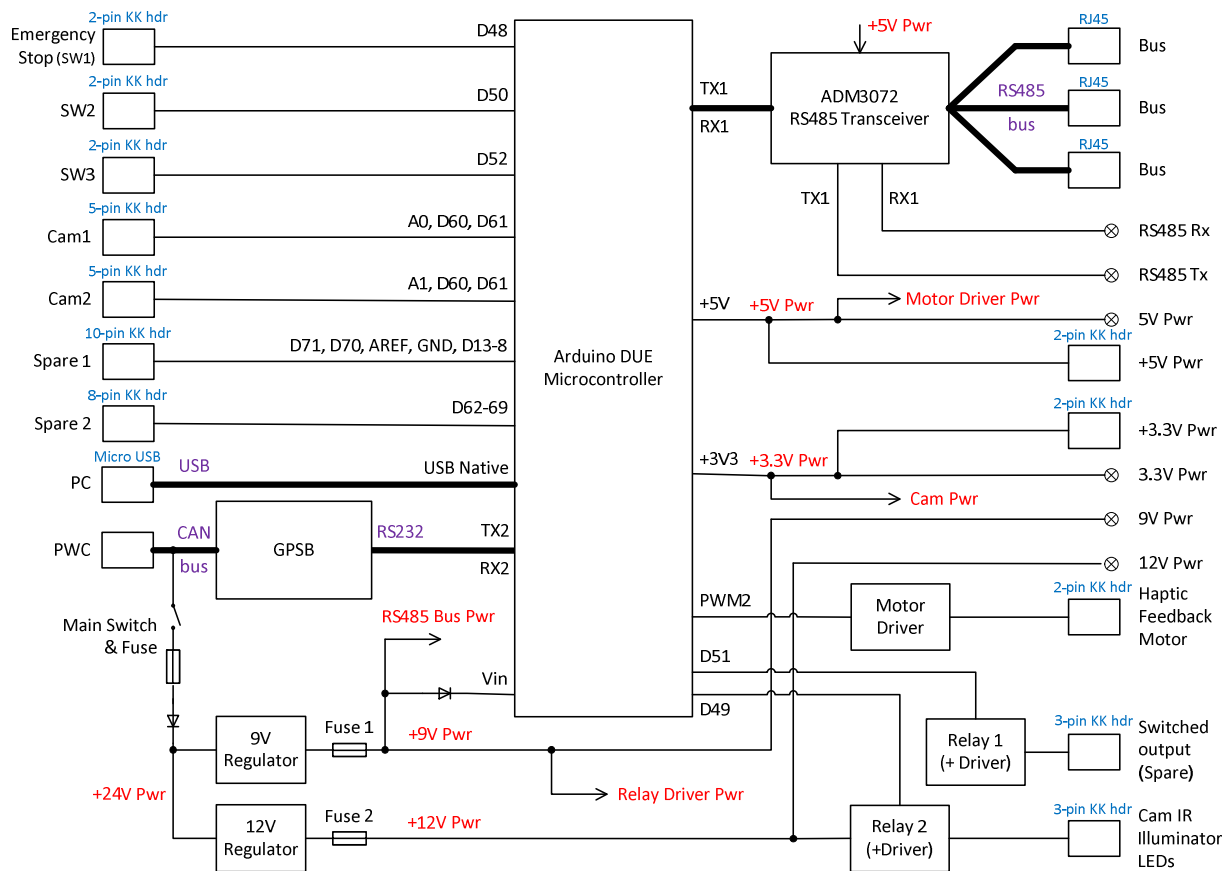


Figure 6 - Arduino DUE main communication board schematic

### C. Communications Bus

RS-485 was used for the physical layer of the protocol, as it is robust over long distances, safe (low power), and makes future connection of any additional modules straightforward. Communication over the physical layer was sent in the form of data packets, which consist of a string of ASCII characters, the formatting of a data packet is illustrated in Fig. 4.

The application layer of the communication protocol was designed to minimize latency of sensor data, while maximizing the flexibility of the system in terms of adding and removing sensors. To meet these goals, the system had to allow connection of an arbitrary number of sensors, which are detected on startup, and then the shortest data format which includes all the data from each node was dynamically chosen. The data section of communication packets are therefore of flexible width.

### D. System Feedback to Users

A small vibration motor—of the same class used in mobile phones—was implanted into the wheelchair joystick and is directly actuated from the Master Module. This allows a number of vibratory patterns to be used to provide feedback to the user, either warning the user about an obstacle or informing the user about an assistive action being taken by the intelligent component of the system. Additional feedback such as Colour LCD depicting the user desired and system altered trajectories, or an audible warning, can be easily added to the system either directly connected into the Master Module or through the RS485 bus.

### E. Other devices

Additional sensors or Human Input devices can be connected into the system in the same fashion as the system feedback devices. One such device we fitted to provide a better angular resolution for doorway passing were a pair of infrared line cameras using the Parallax TSL1401-DB single, 128 pixel, row imaging device [13] shown attached to the platform in Fig. 2. Another such device developed as a Human Input Device for use on this powered wheelchair hardware platform was the Tongue Palatal Control which utilizes a new and novel method called Resistopalatography [14].

## III. EXPERIMENTS

Testing the wheelchair platform system’s suitability for use in assistive technology development requires experimentation; a simple test using the ultrasonic ranging sensors was devised to test haptic feedback, and platform dynamic response. We employed a simple threshold stop value to the ranging sensor data, zeroing the joystick input of the user to the Dynamic Controls powered wheelchair controller if an obstacle was detected less than that threshold range of 0.4m and sending a signal to the haptic feedback to inform the user. We then tested the platform response to a series of common obstacles. The wheelchair was set to a maximum velocity of approximately 0.5m/s and the obstacles driven at from several random approach angles between 0 and 90 degrees. We made 100

passes at 9 classes of obstacle and the platform stopped 91% successfully, Table. 1, before collision with the obstacle occurred; warning was given to the user in all cases. The system was able to provide fresh ranging data from all the sensor nodes over the RS485 every 170ms, the total time from joystick sample taken off the GPSB, to the modified returned to GPSB signal, was 181ms. The joystick can be sampled and the signal can be returned in 21ms if the Sensor Nodes are not sampled and instead sensors are directly connected to the Master Module, devices such as the infrared line cameras.

TABLE 1. INITIAL COLLISION AVOIDANCE EXPERIMENT

Class of Obstacle	Number of obstacles	Number of Collisions	Reason for Performance
Walking Stick (2cm diameter)	10	1	Narrow.
Road Cone (0.3m high)	10	2	Small size and low.
Square Metal Bin (0.3m x 0.3m x 0.3m)	10	3	Small size, low, and smooth metal sides.
Secretary’s chair	20	0	Complex shape, seat and back had large area.
Person Walking	10	0	Large irregular area and low velocity.
Person Standing	10	0	Large irregular area.
Wall	10	0	Large flat area (rough) and angled array of sensors.
Railings	10	3	Complex shape, very low reflective area to free space ratio.
Cardboard tube (1m high x 0.5m wide)	10	0	Large object with no smooth surfaces.

## IV. DISCUSSION

The results from our experimentation show that the zonal coverage, Fig. 3, functions well, ultrasound is slow to update and hence the Sensor Nodes can only update data every 80ms or so although other sensors can be attached either directly to the Master Module or over the RS485 bus as a new node. Fig. 7 shows a figure of eight trajectory obtained from using the Tongue Palatal Control, where that device was used as the human input, directly sent to the Master Module, to drive the wheelchair. They found the trajectory to be comparable in smoothness to the standard powered wheelchair joystick [15]. Another paper presented an obstacle avoidance algorithm using this platform, joystick drive signals were modified according to obstacle distances thereby adjusting the user’s trajectory [16].

Our results and other work show that the platform we have developed is able to use new and existing methodologies and algorithms seamlessly within a fully commercial product. Our platform bridges a gap in the assistive powered wheelchair requirements; therefore this importantly increases the

possibility of users benefiting from future research work because of manufacturer take-up.

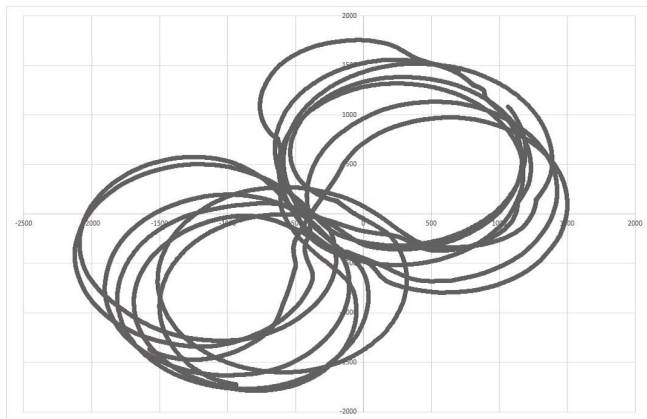


Figure 7 - Trace of wheelchair trajectory, using a Resistopalatography input device, around a figure of eight track

Developing technologies which are suitable for manufacturer take-up require robust algorithms using data from low cost sensors that can be run in a real-time system. This platform is fully capable of integrating previous research and sensors for assisting wheelchair users to safely navigate from room to room through doorways and around obstacles which meet these requirements [17-19].

The platform has been and will be used to conduct research involving university and health care institutions supported by industry collaboration; during which the platform's capacity to implement assistive control algorithms has been and will be demonstrated. Future work will be to expand and further refine this hardware to also allow higher level complex functions such as visual camera based algorithms to be employed for more complex navigation and path planning research.

#### ACKNOWLEDGMENTS

Research part financed by European Union ERDF (European Regional Development Fund) through the Interreg IVA "2 Mers Seas Zeeën" cross-border cooperation program (2007-2013). We would like to thank; technical electronic support Andy Brookman and mechanical workshop support David O'Connell for their dedicated hard work and enthusiasm in modifying a standard wheelchair into the platform, Ian Palmer and Dynamic Controls, Christchurch, New Zealand for their invaluable support and guidance.

#### REFERENCES

[1] R. C. Simpson, "Smart wheelchairs: A literature review." *Journal of Rehabilitation Research & Development*, vol. 42, 2005.

[2] B. M. Faria, L. P. Reis and N. Lau, "A survey on intelligent wheelchair prototypes and simulators," in *New Perspectives in Information Systems and Technologies, Volume 1*, Springer, 2014, pp. 545-557.

[3] G. Bourhis and M. Sahnoun, "Assisted control mode for a smart wheelchair," in *Rehabilitation Robotics, 2007. ICORR 2007. IEEE 10th International Conference on*, 2007, pp. 158-163.

[4] Q. Zeng, C. L. Teo, B. Rebsamen and E. Burdet, "A collaborative wheelchair system," *Neural Systems and Rehabilitation Engineering, IEEE Transactions on*, vol. 16, pp. 161-170, 2008.

[5] S. P. Parikh, V. Grassi, V. Kumar and J. Okamoto, "Integrating human inputs with autonomous behaviors on an intelligent wheelchair platform," *Intelligent Systems, IEEE*, vol. 22, pp. 33-41, 2007.

[6] J. C. Garcia, M. Marron, J. Ureña and D. Gualda, "Intelligent Wheelchairs: Filling the Gap between Labs and People," *Assistive Technology: From Research to Practice: AAATE 2013*, vol. 33, pp. 202, 2013.

[7] L. Montesano, M. Díaz, S. Bhaskar and J. Minguez, "Towards an intelligent wheelchair system for users with cerebral palsy," *Neural Systems and Rehabilitation Engineering, IEEE Transactions on*, vol. 18, pp. 193-202, 2010.

[8] T. Carlson and Y. Demiris, "Collaborative control in human wheelchair interaction reduces the need for dexterity in precise manoeuvres," in *ACM/IEEE HRI-08 Workshop on Robotic Helpers*, Amsterdam, The Netherlands, 2008, pp. 59-66.

[9] R. A. Braga, M. Petry, A. P. Moreira and L. P. Reis, "Concept and design of the intellwheels platform for developing intelligent wheelchairs," in *Informatics in Control, Automation and Robotics* Springer, 2009, pp. 191-203.

[10] J. C. Garcia, M. Marron, J. Ureña and D. Gualda, "Intelligent Wheelchairs: Filling the Gap between Labs and People," *Assistive Technology: From Research to Practice: AAATE 2013*, vol. 33, pp. 202, 2013.

[11] R. A. Braga, M. Petry, L. P. Reis and A. P. Moreira, "IntellWheels: modular development platform for intelligent wheelchairs," *J. Rehabil. Res. Dev.*, vol. 48, pp. 1061-1076, 2011.

[12] A. Kokosy, T. Floquet, H. Hu, M. Pepper, M. Sakel and C. Donzé, "SYSIASS—an intelligent powered wheelchair," in *International Conference on Systems and Computer Science (ICSCS2012)*, 2012.

[13] F. Semiconductor, "MPC5604B Application Note: Using Parallax TSL1401-DB Linescan Camera Module for line detection," 2011.

[14] R.Horne, S.Kelly, P.Lee, G.Manley "A Framework for Mouse Emulation that Uses a Minimally Invasive Tongue Palate Control Device utilizing Resistopalatography", *IEEE Humascend* 2013

[15] R.Horne, M.Henderson, S.Kelly "Investigation into Wheelchair Mobility Control that Uses a Minimally Invasive Intra-Oral Palate Control Device utilising Resistopalatography techniques" *IEEE BHI* 2014

[16] S. Ferrer, A. Kokosy, J. Capron, M. G. Pepper, M. Henderson, S. W. Kelly and M. Gilham, "Système universel à bas coût d'aide à la conduite d'un fauteuil roulant électrique," *Congrès Handicap 8eme Édition*, 2014

[17] M. Gillham, G. Howells, S. Spurgeon and B. McElroy, "Floor Covering and Surface Identification for Assistive Mobile Robotic Real-Time Room Localization Application," *Sensors*, vol. 13, pp. 17501-17515, 2013.

[18] M. Gillham, B. McElroy, G. Howells, S. Kelly, S. Spurgeon and M. Pepper, "Weightless neural system employing simple sensor data for efficient real-time round-corner, junction and doorway detection for autonomous system path planning in smart robotic assisted healthcare wheelchairs," in *Emerging Security Technologies (EST), 2012 Third International Conference on*, 2012, pp. 161-164.

[19] M. Gillham, G. Howells, S. Spurgeon, S. Kelly and M. Pepper, "Real-time doorway detection and alignment determination for improved trajectory generation in assistive mobile robotic wheelchairs," in *Emerging Security Technologies (EST), 2013 Fourth International Conference on*, 2013, pp. 62-65.