



Kent Academic Repository

Rodrigues, Helena C.C.D. and Jones, Richard E. (1997) *Cyclic Distributed Garbage Collection with Group Merger*. Technical report. University of Kent at Canterbury 17-97.

Downloaded from

<https://kar.kent.ac.uk/21429/> The University of Kent's Academic Repository KAR

The version of record is available from

<https://doi.org/17-97>

This document version

UNSPECIFIED

DOI for this version

Licence for this version

UNSPECIFIED

Additional information

Versions of research works

Versions of Record

If this version is the version of record, it is the same as the published version available on the publisher's web site. Cite as the published version.

Author Accepted Manuscripts

If this document is identified as the Author Accepted Manuscript it is the version after peer review but before type setting, copy editing or publisher branding. Cite as Surname, Initial. (Year) 'Title of article'. To be published in *Title of Journal*, Volume and issue numbers [peer-reviewed accepted version]. Available at: DOI or URL (Accessed: date).

Enquiries

If you have questions about this document contact ResearchSupport@kent.ac.uk. Please include the URL of the record in KAR. If you believe that your, or a third party's rights have been compromised through this document please see our [Take Down policy](https://www.kent.ac.uk/guides/kar-the-kent-academic-repository#policies) (available from <https://www.kent.ac.uk/guides/kar-the-kent-academic-repository#policies>).

Cyclic Distributed Garbage Collection with Group Merger

Helena Rodrigues* and Richard Jones

December 1, 1997

Abstract

This paper presents a new algorithm for distributed garbage collection and outlines its implementation within the Network Objects system. The algorithm is based on a *reference listing* scheme, which is augmented by *partial tracing* in order to collect distributed garbage cycles. Our collector is designed to be flexible, allowing efficiency, expediency and fault-tolerance to be traded against completeness. Processes may be dynamically organised into groups, according to appropriate heuristics, in order to reclaim distributed garbage cycles. Unlike previous group-based algorithms, multiple concurrent distributed garbage collections that span groups are supported: when two collection meet they may either merge, overlap or retreat. The algorithm places no overhead on local collectors and suspends local mutators only briefly. Partial tracing of the distributed graph involves only objects thought to be part of a garbage cycle: no collaboration with other processes is required.

Keywords: distributed systems, garbage collection, algorithms, termination detection, fault tolerance

1 Introduction

With the continued growth of distributed systems, designers are turning their attention to garbage collection [38, 30, 24, 22, 23, 7, 26, 27, 25, 14, 31, 15, 33, 20, 28, 18], prompted by the complexity of memory management and the desire for transparent object management. The goals of an ideal distributed garbage collector are that:

safety: only garbage should be reclaimed.

completeness: all garbage, including distributed cycles, at the start of a collection cycle should be reclaimed by its end.

concurrency: neither mutator nor local collector processes should be suspended; distinct distributed collection processes should run concurrently.

promptness: garbage should be reclaimed promptly.

efficiency: time and space costs should be minimised.

locality: inter-process communication should be minimised.

expediency: garbage should be reclaimed despite the unavailability of parts of the system.

scalability: it should scale to networks of many processes.

fault tolerance: it should be robust against message delay, loss or replication, or process failure.

*Work supported by JNICT grant (CIENCIA/BD/2773/93-IA) through the *PRAXIS XXI* Program (Portugal).

Inevitably compromises must be made between these goals. For example, scalability, fault-tolerance and efficiency may only be achievable at the expense of completeness, and concurrency introduces synchronisation overheads. Unfortunately, many solutions in the literature have never been implemented so there is a lack of empirical data for the performance of distributed garbage collection algorithms to guide the choice of compromises. For this reason we add a further goal

flexibility: it should be configurable, guided by heuristics or hints from either the programmer or compiler.

Distributed garbage collection algorithms generally follow one of two strategies: tracing or reference counting. Tracing algorithms visit all ‘live’ objects [17, 12]; global tracing requires the cooperation of all processes before it can collect any garbage. This technique does not scale, is not efficient and requires global synchronisation. In contrast, distributed reference counting algorithms have the advantages for large-scale systems of fine interleaving with mutators, and locality of reference (and hence low communication costs). Although standard reference counting algorithms are vulnerable to out-of-order delivery of reference count manipulation messages, leading to premature reclamation of live objects, many distributed schemes have been proposed to handle or avoid such race conditions [6, 16, 29, 36, 7, 26].

On the other hand, reference counting algorithms cannot collect cycles of garbage, although cyclic connections between objects in distributed systems are fairly common. For example, objects in client-server systems may hold references to each other, and often this communication is bidirectional [41]. Many distributed systems are typically long running (e.g. distributed databases), so floating garbage is particularly undesirable as even small amounts of uncollected garbage may accumulate over time to cause significant memory loss [27]. Although inter-process cycles of garbage can be broken by explicitly deleting references, this leads to exactly the error-prone scenario that garbage collection replaces.

Systems using distributed reference counting as their primary distributed memory management policy must reclaim cycles by using a complementary tracing scheme [22, 24, 21, 25, 33, 28, 18], or by migrating objects until an entire garbage cyclic structure is eventually held within a single process where it can be collected by the local collector [38, 27]. However, migration is communication-expensive and existing complementary tracing solutions either require global synchronisation and the cooperation of all processes in the system [22], place additional overhead on the local collector and application [25], rely on cooperation from the local collector to propagate necessary information [24], or are not fault-tolerant [24, 25].

This paper presents an algorithm and outlines its implementation for the Network Objects system [8]. A fuller description and a proof of its correctness is to be found in [34]. Our algorithm is based on a *reference listing* [7], augmented by *partial tracing* in order to collect distributed garbage cycles [21, 33]. Our algorithm preserves our primary goals of efficient reclamation of local and distributed acyclic garbage, low synchronisation overheads, and avoidance of global synchronisation. In brief, our aim is to match rates of collection against rates of allocation of data structures. Objects only reachable from local processes have very high allocation rates, and must be collected most rapidly. The rate of creation of references to remote objects that are not part of distributed cycles is much lower, and the rate of creation of distributed garbage cycles is lower still and hence should have the lowest priority for reclamation.

To these ends, we permit some degree of completeness and efficiency in collecting distributed cycles to be traded, although eventually all these cycles will be reclaimed. We use heuristics to form groups of processes *dynamically* that cooperate to perform partial traces of subgraphs suspected of being garbage. Our earlier work offered only limited support for multiple, independently-initiated distributed garbage collections, as we imposed the restriction that no two distributed garbage collections could overlap; that is, no object could be simultaneously a member of more than one group and hence subject to more than one garbage collection [33]. This restriction prevented the collection of garbage cycles that spanned groups. In this paper, we lift this restriction and furthermore offer considerable flexibility to the programmer/compiler over how groups interact.

The paper is organised as follows. Section 2 introduces the computational model: the distributed system, mutator processes, visibility of objects across the network, reference passing and

liveness. Section 3 describes our based partial tracing algorithm for a single group, and Section 4 introduces the problems of concurrency between mutators and collector, termination and explains how the collectors are synchronised. Section 5 introduces multiple, independently initiated, distributed garbage collections and deals with the problem of cycles that span groups. Section 6 maps our abstract description of our collector onto a concrete implementation using Modula-3's Network Objects system. Section 7 outlines a proof of correctness. We discuss related work in Section 8, and conclude in Section 9.

2 Computational Model

A distributed system is considered to consist of a collection of *processes*, organised into a network, that communicate by exchange of *messages*. Each process can be identified unambiguously, and we identify processes by upper-case letters, e.g. A, B, \dots , and objects by lower-case letters (suffixed by the identifier of the process to which they belong), e.g. x_A, x_B, \dots .

From the garbage collector's point of view, *mutator* processes perform computations independently of other mutators in the system (although they may periodically exchange messages) and allocate objects in local heaps. The state of the distributed computation is represented by a *distributed graph* of objects. Objects may contain references to objects in the same or another process. Each process also contains a set of *local roots* that are always accessible to the local mutator. Objects that are reachable by following from a root a path of references held in other objects are said to be *live*. Other objects are said to be *garbage*, to be reclaimed by a *collector*. A collector that operates solely within a local heap is called a *local collector*.

For the moment, we abstract away from the details of the implementation by considering each process to maintain two tables. The *in-table* of a process lists all the remotely referenced *in-objects* belonging to the process. Only in-objects may be shared by processes. The process accessing an in-object for which it holds a reference is called the *client*, and the process containing the network object is called its *owner*. Clients and owners may run on different processes within the distributed system¹. Associated with each entry in the in-table is a reference list, or *client set*, of the processes holding out-objects for in-object.

A client cannot directly access an in-object but can only invoke the methods of a corresponding *out-object*, which in turn makes remote procedure calls to the owner. The *out-table* of each process lists all its out-objects and the remote in-objects to which they refer. A process may hold at most one out-object for a given in-object, in which case all references in the process to that object point to the out-object.

The heap of a process is managed by garbage collection. Local collections are based on tracing from local roots — the stack, registers, global variables and also the in-table. The in-table is considered a root by the local collector in order to preserve objects reachable only from other processes. In-table entries are managed by the distributed memory manager.

Remote references may be deleted or copied from one process to another either as arguments or results of methods. If the process receiving a reference is not the owner of the in-object, then the process must create a local out-object. In order to marshal a reference to another process, the sender process needs either to be the owner of the object or to have a out-object for that object. This operation must preserve a key invariant: whenever there is a out-object for an in-object x_P belonging to owner P at client C , then $C \in x_P.clientSet$.

Out-objects unreachable from their local root set are reclaimed by local collectors, in which case the corresponding owner is informed that the reference should be removed from its client set. When an in-object's client set becomes empty, the object is removed from the in-table so that it can be reclaimed subsequently by its owner's local collector. The invariants necessary to avoid race conditions and prevent premature reclamation of in objects are maintained in the standard way [7].

¹Objects cannot migrate from one process to another.

3 Three-Phase Partial Tracing within a single group

Our algorithm is based on the premise that distributed garbage cycles exist but are less common than acyclic distributed structures. Consequently, distributed cyclic garbage must be reclaimed but its reclamation may be performed more slowly than that of acyclic or local data. One consequence is that it is important that collectors — whether local or distributed — should not unduly disrupt mutator activity. We rely on local data being reclaimed by a tracing collector [20], whilst distributed acyclic structures are managed by reference listing [7]. We augment these mechanisms with an incremental, three-phase, partial trace to reclaim distributed garbage cycles. Our implementation does not halt local collectors at all, and suspends mutators only briefly. The local collectors reclaim garbage independently and expediently in each process. The partial trace merely identifies garbage cycles without reclaiming them. Consequently, both local and partial tracing collector can operate independently and concurrently. To simplify exposition, we start by describing the basic mechanisms, restricting our discussion to the collection of garbage within a single group of cooperating processes. Similarly, we ignore complexities of mutator-collector concurrency; but we return to these two matters in sections 5 and 4 respectively.

Our algorithm operates in three phases [11, 21, 33]. The first, *mark-red*, phase identifies a distributed subgraph that may be garbage, to which subsequent efforts are confined. This phase is also used to form a group of processors that will collaborate to collect cycles. The second, *scan*, phase determines whether members of this subgraph are actually garbage, before the final, *sweep*, phase makes any garbage objects available for reclamation by local collectors. A new partial trace may be initiated by any process not currently part of a trace. There are several reasons for choosing to initiate such an activity: the process may be idle, a local collection may have reclaimed insufficient space, the process may not have contributed to a distributed collection for a long time, or the process may simply choose to start a new distributed collection whenever it discovers a suspect object.

The distributed collector requires that each item in processes’ in- and out-tables has a *colour* — red, green or none — and that initially all objects are uncoloured (i.e. colour ‘none’). In-objects also have a *red set* of process names, akin to their client set.

3.1 Mark-Red Phase

Partial tracing is initiated at *suspect* objects: out-objects suspected of belonging to a distributed garbage cycle. We observe that any distributed garbage cycle must contain some out-object. Suspects should be chosen with care both to maximise the amount of garbage reclaimed and to minimise redundant computation or communication. A naïve view is to consider an out-object to be suspect if it is not referenced locally, other than through the in-table. This information is provided by the local collector — any out-object that has not been marked is suspect. This heuristic is very simplistic and may lead to undesirable wasted and repeated work. For example, it may repeatedly identify an out-object as a suspect even though it is reachable from a remote root. Rather, our algorithm should be seen as a framework: any better heuristic could be used [26]. In Section 9 we show how more sophisticated heuristics improve the algorithm’s discrimination and hence its efficiency.

The mark-red phase paints the transitive referential closure of suspect out-objects red. It proceeds by a series of alternating local and remote steps. A local step forwards a colour from an object i in a process’ in-table to all objects in its out-table reachable from i . A remote step sends a mark-red request from an out-table object to its corresponding in-table object, reddening the in-object and inserting the name of the sending process into the red-set to indicate that this client is a member of the suspect subgraph². Thus red-sets can be thought of as a dual of client-sets: client-sets list all references to an in-object but red-sets list only those references believed to be dead.

²Notice that cooperation from the acyclic collector and the mutator would be required if, instead, mark-red removed references from client sets or copies of client sets (see [21]). Red sets avoid this need for cooperation as well as allowing the algorithm to identify which processes have sent mark-red requests.

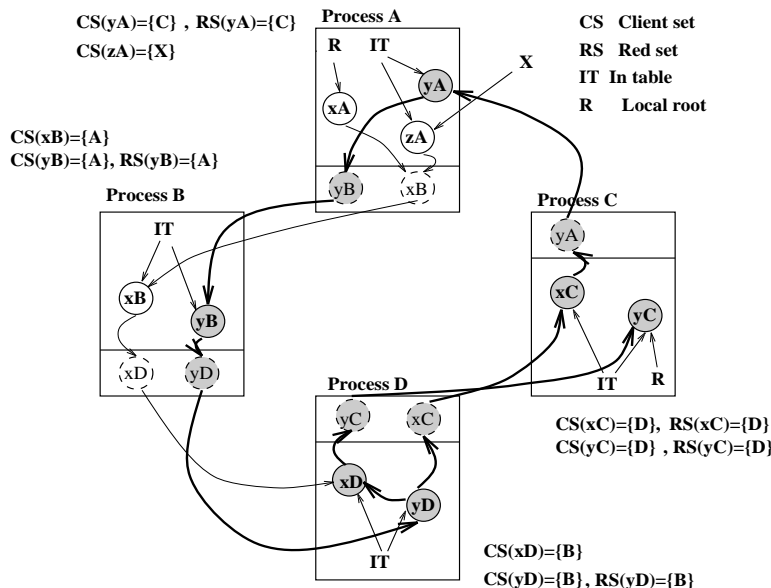


Figure 1: Mark-Red Phase

The mark-red phase thus identifies *dynamically* groups of processes that will collaborate to reclaim distributed cyclic garbage. A group is simply the set of processes visited by mark-red. Group collection is desirable for fault-tolerance, decentralisation, flexibility and efficiency. Fault-tolerance and efficiency are achieved by requiring the cooperation of only those processes forming the group: progress can be made even if other processes in the system fail. Decentralisation is achieved by partitioning the network into groups, with multiple groups simultaneously but independently active for garbage collection: communication is only necessary between members of the group. Flexibility is achieved by the choice of processes forming each group. This can be done statically by prior negotiation or dynamically by mark-red. In the second case, heuristics based on geography, process identity, distance from the suspect originating the collection, minimum distance from any object known to be live, or time constraints can be used.

The collector does not need to visit the complete transitive referential closure of suspect out-objects. The purpose of this phase is simply to determine the scope of subsequent phases and to construct red-sets. Early termination trades *conservatism* (tolerance of floating garbage) for expediency, bounds on the size of the graph traced (and hence on the cost of the trace), execution concurrently with mutators without need for synchronisation, and cheap termination. We believe that our approach also shows promise for other NUMA problems that use partitioned address spaces, such as distributed object-oriented databases and persistent storage systems; this is explored in [34].

The example in figure 1 illustrates a mark-red process. The figure contains a garbage cycle ($y_A \rightarrow y_B \rightarrow y_D \rightarrow x_C \rightarrow y_A$). Process A has initiated a partial trace; y_B is a suspect because it is not reachable from a local root (other than through the in-table). The mark-red process paints the suspect's transitive closure red, and constructs the red sets. In the figure, the red set of an object x_X is denoted by $RS(x_X)$; clear circles represent green objects and shaded ones red objects. Note that objects x_D and y_C are not garbage although they have been painted red: their liveness will be detected by the scan phase.

3.2 Scan Phase

At the end of the mark-red phase, a group of processes has been formed, that will cooperate for the scan-phase. The aim of this phase is to determine whether any member of the red subgraph is reachable from outside that subgraph. It is executed concurrently on each process in the group.

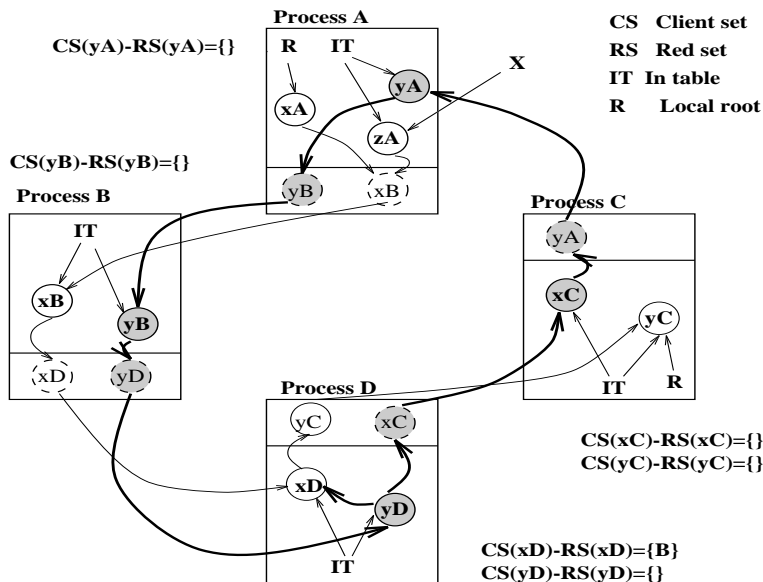


Figure 2: Scan Phase

The first step is to compare the client- and red-sets of each red in-table object. If a red object does not have a red-set (e.g. x_D in figure 1), or if the difference between its client- and its red-sets is non-empty, the object must have a client outside the suspect red graph. In this case the object is painted green to indicate that it is live. Again, the scan phase proceeds by a series of alternating local and remote steps. All red in- and out-table objects reachable from local roots or from green in-table objects are now repainted green by a local step. A remote step sends a scan-request from each out-table object repainted green to its corresponding in-table object. If this object was red, it is also repainted green. The scan phase terminates when the group contains no green objects holding references to red children within the group.

Continuing our example, each process calculates the difference between client- and red-sets for each red concrete object it holds. For instance, x_D in process D has no red-set so x_D is painted green and becomes a root for the local step. Figure 2 shows the result of the scan phase: the live objects x_D and y_C have been repainted green. Notice that other group-based partial tracing schemes do not consider public objects internal to the group to be roots [24]. In our example that would require extra messages to be sent from A to B and from B to D in order to preserve x_D .

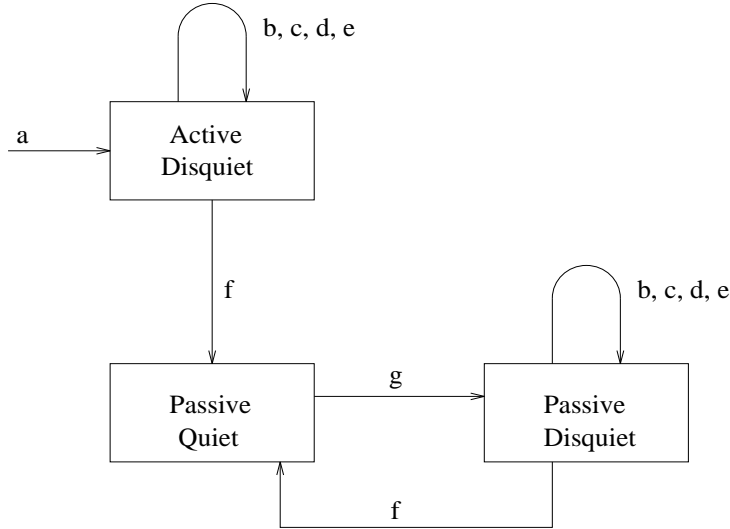
3.3 Sweep Phase

At the end of the scan phase, all live objects are green³. Any remaining red objects must be part of inaccessible cycles, and can thus be safely reclaimed. The sweep phase is executed in each process independently: at the next local collection, red in-table objects are not considered to be roots, and thus their (garbage) descendents will be reclaimed. The reclamation of an out-table item causes the reference listing mechanism to send a delete message to the owner of the corresponding in-table object: when its client-set becomes empty, that object will also be reclaimed.

4 Concurrency and Termination

The conservative approximation that the red subgraph may include only a subset of the set of garbage objects provides benefits including the removal of any need for synchronisation with mutators and cheaper termination. We use an acknowledgement-based termination detection

³Note that the converse, *i.e.* that all green objects are live, is not necessarily true.



a, ..., h: Events

Figure 3: State transition diagram for termination detection.

Event	
a	start phase
b	send <i>mark request(out-object)</i>
c	receive <i>mark request(out-object)</i>
d	receive <i>acknowledgement(out-object)</i>
e	perform <i>local step</i>
f	all acknowledgements received
g	receive <i>mark request(out-object)</i>

Figure 4: State Changes for Termination Detection

protocol that does not require processes to be known at the start of distributed garbage collection [40].

Following Augusteijn [2], we introduce three possible states for a process (see diagram 3 and table 4): *active-disquiet*, *passive-disquiet* and *passive-quiet*. A process initiating a phase is active-disquiet. When a process has no more local steps to perform and has received acknowledgements for all its tracing requests, the process becomes passive-quiet. The receipt of a tracing request causes a passive-quiet process to become passive-disquiet; requests have no effect on the *state* of an active-disquiet process. On becoming passive-quiet, processes return an acknowledgement, identifying themselves and those identified by any tracing requests that they have exported.

4.1 Mark-Red Phase

Within a single group, the mark-red phase is initiated by a single active-disquiet process. As soon as this process has received acknowledgements from all the mark-red processes that it has exported, it becomes passive-quiet: the mark-red phase is complete and the membership of the group is known. These *participants* are then instructed by the initiator to start the scan phase and informed of their co-members.

4.2 Scan Phase

The scan phase is initiated concurrently on each participant process holding part of the red, suspect subgraph: all participants become active-disquiet. The phase terminates when all participants are passive-disquiet. In contrast to the mark-red phase, the scan phase must be complete with respect to the red subgraph, since it must ensure that all live red objects are repainted green. As with other concurrent marking schemes, this requires synchronisation between mutator and collector (e.g. [13]). Termination detection requires that scan phase local steps must be able to detect any change to the connectivity of the graph made by a mutator. A local mutator may only change this connectivity by overwriting references to objects. Such writes can be detected by a *write barrier* [42] — our implementation is described in section 6.

When a process has no more local scan steps to perform, any red in-object o and its red descendents are isolated from the green subgraph held in that process — they cannot become reachable through actions of the local mutator. However their reachability can still be changed if:

1. a remote method is invoked on o ;
2. a new out-object in some other process is created for o ;
3. another object in the same process receives a reference to o from a remote process.

This could only occur if the red out-object were still alive. Although such mutator activity could be handled by the same barrier that handles local mutator activity, this would be implementationally expensive. Instead, mutator messages are trapped by a ‘snapshot-at-the-beginning’ barrier [42]. If a client invokes a remote method on a red out-object, or copies the reference held by a red out-object to another process, before the client’s local-scan has become quiet, a scan-request is sent to the corresponding in-object to arrive before the mutator message⁴. The scan-request paints the in-object, and any local out-objects reachable from it, green in an atomic operation. The scan-request is not acknowledged until all red descendents (in the group) of the red out-object have been painted green, if necessary by further scan-requests to other processes.

Global scan phase termination is detected by the protocol described above. An active-disquiet process its initiators as soon as it becomes passive-quiet. However, this account does not take mutator actions into consideration. Correct termination detection requires that each scan-request (and subsequent scan) has an active-disquiet process ultimately responsible for it — scan-requests generated by mutator activity breach this invariant. However, trapping mutator messages with the snapshot-at-the-beginning barrier preserves the invariant. If the owner is still active-disquiet, it immediately takes over the responsibility for scanning the descendents of the object. If the owner is passive, the scan-request is not acknowledged until all the descendents have been scanned; the client process cannot become quiet until it has received this acknowledgement. Notice that the mutator operation cannot have been made from a red out-object in a passive-quiet process. If it were, the red out-object would have been unreachable from the client’s local roots: the action must therefore have been caused by a prior external mutator action. But in this case the out-object would have been repainted green by its write barrier. Thus the barrier suffices to ensure that any scan-request has an active-disquiet process ultimately responsible for it.

5 Multiple Group Collection

Very few studies have measured the performance of distributed garbage collection algorithms and behaviour of the programs they support. In particular, comparatively little is known about the topology or demographics of distributed object systems —for example, how common are distributed cycles, how large are they, how long lived are they? A deficiency of many proposals for group-based distributed garbage collectors, including our earlier work [33], is the treatment of inter-group garbage cycles.

⁴In our implementation, we send both messages in the same remote procedure call.

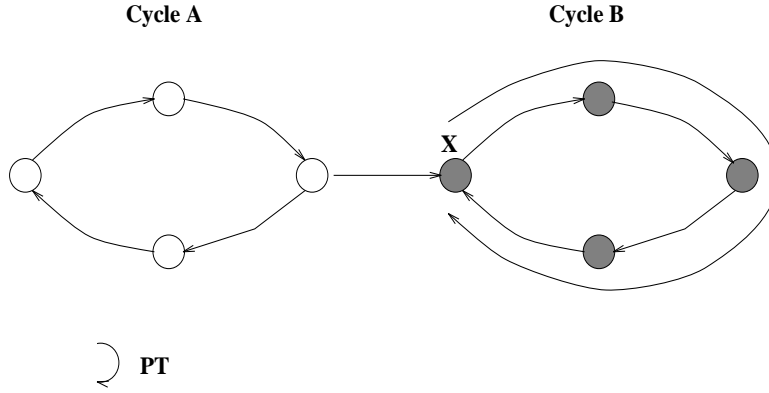


Figure 5: partial tracing B is dependent on partial tracing A.

Our new algorithm allows different collecting groups to cooperate for garbage collection. Scalability demands that distributed garbage collections may be initiated independently, but this raises the possibility that two independently initiated groups may meet in one or more processes. There are two ways in which distributed structures, hence groups identified by mark-red, may overlap. First, a *process* may be a member of more than one group despite there being no reference from any object in one group to any object in any other group. Consequently no object will be visited by collector processes of more than one group. Alternatively, an *object* may be referenced by objects in more than one group. It is this more interesting and challenging alternative that we address now.

There are three possible strategies for resolving this matter. First, all interaction between two independent distributed garbage collections could be prohibited whilst nevertheless permitting inter-group references (see [33]). This has the advantage of simplicity as it eliminates all interaction between distributed collectors, and obviates any need for synchronisation either to assure correctness and termination, or to bound the size of a collection. However, it fails to collect garbage cycles that span groups.

The second strategy is to allow both collections to proceed, but to ignore one another. In effect, the groups retain their own identity but *overlap*. This requires that the collectors do not share any state (the colour and red-set information held in the in- and out-tables). This could be achieved by maintaining one copy of this state information for each collection group, and having all garbage collection messages signed with the identity of their group (i.e. the identity of their initiating process). The obvious drawback is that, while it is scalable and complete, it is neither time nor space efficient as it leads to repeated work.

The third strategy is to *merge* the two collecting groups into a single group, thereby giving completeness and efficiency albeit at the cost of greater complexity. To collect garbage data structures that span two groups, some form of synchronisation must exist between the groups. One group may be dependent on the other, and unable to determine that the structure it is holding is garbage until the other has also determined that its portion of the structure is garbage. In the example in figure 5, the shaded group cannot detect that its structure is garbage until the clear group has completed its scan phase.

5.1 Partial tracing objects

Our algorithm records this dependency information explicitly. Each in- and out-object holds (in addition to the colour) a list *marks* of groups that have visited the object; the head of this list is called the *mark*.

The Network Objects library handles all communication between network objects through a special object in each process [8]. We adopt the same approach to support our partial tracing mechanisms by constructing a separate partial tracing object (pto) PT_{id} for every group that visits

a participant process:

$$PT_{id} = (id, participants, ins, outs, responsables, dependents)$$

where

id is a unique identifier. In general, a distributed garbage collection can be identified by its initiating process and the set of suspect objects from which it starts. For simplicity we shall usually assume *id* and the initiator to be synonymous.

participants the members of the group collaborating to collect garbage.

ins, outs in- and out-objects respectively in this process visited by this group.

dependents pto's that are dependent on this object.

responsibles pto's that are responsible for this object.

For convenience, we denote the colour of an object with mark *B* by red_B , $green_B$, etc. Most communication between groups is handled done through these local pto's (ambassadors?) without exchanging messages across the network.

5.2 Merging mark-red

Two groups may merge if they meet when they are in the same phase (i.e. the mark-red phase). As before, each pto executes alternate local and remote steps in each phase. When it becomes passive-quiet, it returns an acknowledgement to its parent tracing object.

The local mark-red step of a pto PT_B propagates red from each in-object *i* that PT_B has marked red to each out-object *o* reachable from *i*:

- ML.1 If *o* has not been coloured, then it is reddened and its mark set to PT_B .
- ML.2 If *o* has already been marked red by PT_B , then no further action is necessary.
- ML.3 If *o* was marked red by another pto PT_A , then two groups have met — we say that *A* is *dependent* on *B* and that *B* is *responsible* for *A*. PT_B is appended to *o.marks*, PT_B is added to $PT_A.responsibles$, and PT_A to $PT_B.dependents$.
- ML.4 If *o* is green, it must have been marked by another group and the red wave-front retreats.

When a remote step of PT_B from process *P* reaches an in-object *i*, a new pto is constructed as necessary to represent group *B*:

- MR.1 if *i* is uncoloured or red_B , *P* is added to its red set and, if necessary, *i* is marked red_B .
- MR.2 If *i* is red_A and $a \neq b$, *P* is also added to *i*'s red set. In this case, as in the local step, PT_B is appended to *i.marks* and to $PT_A.responsibles$, PT_A to $PT_B.dependents$.
- MR.3 If *i* was green, no further action is taken.

As in the non-merging algorithm, as each pto PT_B becomes passive-quiet it returns a list of the participants it and its children have visited to the pto whose remote step caused it to be created. No further synchronisation is needed between the mark-red phases of each group, and these phases terminate as described in section 4 above. Again, at the end of the mark-red phase, each initiator *I* will know the participants in its group, and objects in participants reachable from suspects will have been painted red (with their *marks* list identifying all the groups of which they are members).

5.3 Scanning merged groups

The aim of the merging collector is now to identify those objects that are not reachable from a root or from outside the merged super-group. A group cannot make such a decision until it knows that all the groups upon which it depends have completed their scan phase, too.

On termination of its mark-red phase, the initiator instructs all participants in its group to start the scan phase, as before. However an in-object may be part of more than one group: in this case the process will contain a pto with a non-empty *responsibles* set. If any pto waiting to start the scan phase receives a scan-request, it simply marks the in-object green but does not yet take a local step.

The roots of the scan phase for pto PT_B are:

- local roots,
- green and uncoloured in-objects,
- any red in-object marked either by PT_B or any group responsible for it — $PT_B.responsibles$ — whose client and red sets differ, and
- any other red in-objects marked by other groups.

The initial scan step of a pto PT_B :

SI.1 marks green any red_B in- or out-object that is in, or reachable from, the local root set.

The remote step from a $green_B$ out-object to a corresponding in-object i :

SR.1 marks i green if it is red and had been visited by a mark-red request from PT_B ($B \in i.marks$). The pto that originally marked i then executes a local step to propagate the green mark, once it has started its scan phase.

SR.2 retreats if i is red but PT_B was not a member of $i.marks$.

SR.3 retreats if i is not red.

The local scan phase step for PT_B from a $green_B$ in-object to those out-objects o in the same process reachable from it:

SL.1 greens o if it is *red* and $B \in o.marks$.

As usual, a pto PT_B becomes quiet in the scan phase when it has no more local steps to perform and has received acknowledgements for all the remote steps that it has executed. It returns to its parent tracing object a list of all the groups upon which it is dependent, $PT_B.responsibles$ ⁵. Note that

$$PT_B.responsibles = \bigcup_{i.mark=B} i.marks$$

The sweep phase for PT_B is

SW.1 remove all red_B from the in-table, and repaint as uncoloured all $green_B$, clearing their *marks* lists.

⁵Note that group A may be responsible for group B and vice-versa.

5.4 Termination

The scan phase of a group cannot terminate as long as it is possible for a member of the group to receive further scan requests. Our modification of Augusteijn’s algorithm resolved this for members of a single group (see section 4), but now groups may receive scan-requests from members of other groups. We note however that there will be an active-disquiet process responsible for these requests, and say that a process is *stable* if it is not active-disquiet. Once a process becomes stable it can never become active-disquiet again: although it may perform scan steps these will be on behalf of other active-disquiet processes. We say that a group is *partially terminated* if all its participants are stable. Our termination property for a single group is that all groups (initiators) on which it depends are partially terminated. We define a relation *Dependent*:

Definition 1 \forall *pto*’s PT_A, PT_B in a process, $Dependent(PT_B, PT_A) \equiv PT_A \in PT_B.responsibles$

and we calculate its reflexive transitive closure, *Dependent**. We adopt the simple protocol of passing tokens around a ring formed by initiator members of the super group [32]. When a token returns to the initiator that created it, the scan phase of that group is complete. As soon as an initiator I becomes stable, it constructs a token. The token has two parts:

terminated a list of the groups in ring that are known to have terminated; initially this holds I alone.

next a set of initiators not yet visited; initially this holds the groups responsible for I , $I.responsibles$.

Propagation of the token around the ring is simple. An initiator process I retains the token until all members of its group are stable, i.e. the group is partially terminated. Then, if the head of the token’s *terminated* list is I , then the scan phase has terminated. Otherwise, I (i) removes itself from the *next* set and appends it to the *terminated* list, (ii) appends any of its responsible groups, $I.responsibles$, that are not members of the *terminated* list to the *next* list, and (iii) passes the token to the head of the *next* list. If this list is empty, all the $Dependent^*(I)$ groups have terminated and the token is returned to its owner, the head of the *terminated* list.

6 Mapping the algorithm onto Network Objects

Our algorithm is built on top of the reference listing mechanism provided by the Network Objects distributed memory manager, albeit slightly modified [8]. The Network Objects collector is resilient to communication failures or delays, and to process failures. In this section we describe how our algorithm is mapped onto the Network Objects system. In particular we are bound to account for the collection of local and acyclic distributed garbage, and synchronisation between mutators and collectors

6.1 The local collector

Network Objects is a distributed object library for Modula-3, a garbage-collected language [10]. The local collector is a slightly modified version of the SRC Modula-3 incremental, mostly copying collector [4]. Synchronisation between the mutator and the local collector is provided by a page-wise read-only barrier [1].

6.2 The acyclic distributed collector

Network Objects uses reference lists rather than counts: any client process holds at most one *surrogate* for any given network, or *concrete*, object. Our in-table is represented by that part of (a modified version of) the Network Objects’ *object table*, that contains references, or *wireReps*, to concrete network objects, and our out-table is that part that contains references to surrogate objects.

Communication failures are detected by a system of acknowledgements. However, a process that sends a message but does not receive an acknowledgement cannot know whether that message was received or not. Unlike reference counting, reference listing operations are idempotent and so resilient to duplication of messages. Network Objects’ dirty call mechanism also prevents out-of-order delivery of messages from causing the premature reclamation of objects.

An owner of a network object can also detect the termination of any client process. Any client that has terminated is removed from the client set of the corresponding concrete object, allowing objects to be reclaimed even if the client terminates abnormally. Unfortunately, communication delay may be misinterpreted as process failure, in which case an object may be prematurely reclaimed. Proof of the safety and liveness of the Network Objects system may be found in [7].

6.3 The cyclic distributed collector

The mark-red trace starts from a set of objects suspected of being garbage. A simple solution, would be to use the local collector alone to identify those surrogates only reachable from the object table. A more sophisticated heuristic is to estimate an object’s minimum distance from a root, measured by inter-process references — the *distance heuristic* [26]. The insight behind the distance heuristic is that the estimate for objects in a distributed garbage cycle will increase without bound; once a threshold is reached for an object, we have some confidence, but no guarantee, that the object is garbage.

Both the mark-red and the scan phases require mark colours to be transmitted locally and remotely. Because this phase simply constructs a conservative estimate of those objects that might be garbage, and therefore need not be accurate, red marks can be disseminated without synchronisation with either mutators or local collectors. On the other hand, scan phase tracing must be accurate with respect to the red subgraph in order to ensure that it reaches all red objects that are live. Mostly Parallel garbage collection [9] uses operating system support to detect those objects modified by mutators (actually pages that have been updated within a given interval). When the local scan phase process has visited all objects reachable from its starting points, the mutator is halted while the graph is retraced from roots any modified objects. Because most of the scanning work has already been done, it is expected that this retrace will terminate promptly (the underlying assumption is that the rate of allocation of network objects, and of objects reachable from those network objects, is low).

Mutator actions scan-requests may also be sent asynchronously and these may require the out-object descendents of the receiving in-object to be repainted green atomically. The simplest method of propagating marks from in- to out- objects is to ‘stop the world’ in that process and perform a standard recursive trace from the in-object. We claim that this does not cause excessive delay as this event is unlikely to occur if our heuristic for finding suspects is good, and moreover it is likely that objects reachable from a live in-object are already known to be live.

7 Safety

The safety requirement for our algorithm is that live objects are never reclaimed. First we note that the system of acknowledgements ensures that marking requests are guaranteed to be delivered to their destination unless either client or owner process fail before the message is safely delivered and acknowledged. Although it is possible that messages might be duplicated, marking is an idempotent operation (*cf.* reference listing, above).

To demonstrate that the merging algorithm is correct, we briefly outline how it can be shown that, if a pto PT_B is in its sweep phase, then no red_B objects in the same process can receive a scan request, and hence that no red_B object can be live in B ’s sweep phase. First, we conservatively define an object x to be *live*(x) if

$$(\exists P \in \text{supergroup} \wedge \exists r \in \text{Roots}(P) \wedge \text{path}(r, x)) \vee (\exists Q \notin \text{supergroup} \wedge \exists o \in \text{out-table}(Q) \wedge \text{path}(o, x))$$

Suppose that x is live but erroneously reclaimed by pto PT_B in process P . By SW.1, $red_B(x) \wedge live(x)$. Thus

$$(\exists i \in in\text{-table}(P) \wedge path(i, x) \wedge live(i)) \vee (\exists r \in Roots(P) \wedge path(r, x))$$

There cannot have been such a path from a local root before PT_B took its initial scan step (since SI.1 would have greened x) so only a subsequent remote method invoked on an in-object i' from which x is reachable could have created this path. But this means that x would have been repainted green, either by the barrier on a red i' or because a non-red i' would have been a local scan root for PT_B .

So x must have been reachable from i when PT_B took its initial scan step, and this i cannot have been a local scan root (SI.1). Hence

$$red(i) \wedge (i.redSet = i.clientSet) \wedge (i.mark = PT_B \vee i.mark \in PT_B.responsibles)$$

All out-objects o (i.e. $o \in i.clientSet$) from which i is reachable must be red (MR.1 or MR.2), and by hypothesis, at least one such red_A , for some A , must be live. We need to show that group A has completed its scan phase and hence that o can never become green.

If $A = B$ then the ptos responsible for both x and o are members of the same group. Hence o 's pto has completed its phase. Alternatively, $A \neq B$, in which case, $A \in PT_B.responsibles$ (MR.1 or MR.2) and hence a member of the *responsibles* set of the initiator of group B (the final action of a pto in the scan phase is to return a list of responsible groups to its initiator). The scan phase termination for group B sends a token to, *inter alia*, the initiator of group A (since $A \in PT_B.responsibles$). Group B does not enter the sweep phase until A (and other responsible groups) have returned the token, but group A will not do so until all its members are passive-quiet.

Similar arguments show that, for red_A o to become green, it must be reachable from some red_A in-object that is repainted green by a scan request. This scan request cannot originate from a group in $Dependent^*(A)$ (all pto's within $Dependent^*(A)$ are stable since A has received its token back), so it must be from an out-object o'' in a third group, $C \notin Dependent^*(A)$. Since the in-object was red, its red set contained o'' and hence its *marks* contained C , i.e. C is responsible for group B . But this means that $C \in Dependent^*(A)$. Thus no such scan request can occur.

Hence group A has completed its scan phase and the red o can never become green. Induction on the length of the path of red objects (within the super group) between x and either a root or an in-object with a client outside it completes the proof that no red_B object is live at the start of B 's sweep phase.

8 Related Work

Distributed reference counting can be augmented in various ways to collect distributed garbage cycles. Juul and Jul [22], periodically invoke global marking to collect distributed garbage cycles, tracing the whole graph before any cyclic garbage can be collected. Even though some degree of concurrency is allowed, this technique cannot make progress if a single process has crashed, even if that process does not own any part of the distributed garbage cycle. This algorithm is complete, but it needs global cooperation and synchronisation, and thus does not scale.

Maeda *et al.* [25] present a solution also based on earlier work by Jones and Lins using partial tracing with weighted reference counting [21]. Weighted reference counting is resilient to race conditions, but cannot recover from process failure or message loss. As suggested by Jones and Lins, they use secondary reference counts as auxiliary structures. Thus they need a weight-barrier to maintain consistency, incurring further synchronisation costs.

Maheshwari and Liskov [27] describe a simple and efficient way of using object migration to allow collection of distributed garbage cycles, that limits the volume of the migration necessary. The *distance heuristic* estimates the length of the shortest path from any root to each object. The estimate of the distance of a cyclic distributed garbage object keeps increasing without bound; that of a live object does not. This heuristic allows the identification of objects belonging to

a garbage cycle, with a high probability of being correct. These objects are migrated directly to a selected destination process to avoid multiple migrations. However, this solution requires support for object migration (not present in Network Objects). Moreover, migrating an object is a communication-intensive operation, not only because of its inherent overhead but also because of the time necessary to prepare an object for migration and to install it in the target process [39]. Thus, this algorithm would be inefficient in the presence of large objects. In a recent paper Maheshwari and Liskov use the same distance heuristic to identify suspect objects from which they start a back trace in an attempt to discover a root [28]. They employ similar reference listing and barriers schemes to those presented here. Unlike [15], their algorithm provides an efficient method of calculating back-references and takes account of concurrency.

Lang *et al.* [24] also presented an algorithm for marking within groups of processes. Their algorithm uses standard reference counting, and so inherits its inability to tolerate message failures. It relies on the cooperation from the local collector to propagate necessary information. This algorithm is difficult to evaluate because of the lack of detail presented. However, the main differences between this and our algorithm is that we trace only those subgraphs suspected of being garbage and that we use heuristics to form groups opportunistically. In contrast, Lang’s method is based on Christopher’s algorithm [11]. Consequently it repeatedly scans the heap until it is sure that it has terminated. This is much more inefficient than simply marking nodes red. For example, concrete objects referenced from outside the suspect subgraph are considered as roots by the scan phase, even if they are only referenced inside the group. In the example of figures 1 and 2 our algorithm would need a total of 6 messages (5 for mark-red phase and 1 for scan phase), against a total of 10 messages (7 for the initial marking and 3 for the global propagation) for Lang’s algorithm. Objects may also have to repeat traces on behalf of other objects (i.e. a trace from a ‘soft’ concrete object may have to be repeated if the object is hardened). Their ‘stabilisation loop’ may also require repeated traces. Finally, failures cause the groups to be completely reorganised, and a new group garbage collection restarted almost from scratch.

Hudson *et al.* have adapted their Mature Object Space ‘train’ algorithm for distributed garbage collection [19, 18]. While their new algorithm collects all garbage, including distributed garbage, it requires an *object substitution protocol* to ensure that all old references to an object are updated to refer to the new copy. Detecting that a train has no external references is also more complex in a distributed environment than in a uniprocessor one: they use a similar token ring technique to that we use for detecting super group termination.

9 Conclusions and Future Work

This paper has outlined a solution for collecting distributed garbage cycles, designed for the Network Objects system but applicable to other systems — a complete treatment will be found in [34]. Our algorithm is based on a *reference listing* scheme [7], augmented by *partial tracing* in order to collect distributed garbage cycles [21]. *Groups* of processes are formed *dynamically* to collect cyclic garbage. Processes within a group cooperate to perform a partial trace of only those subgraphs suspected of being garbage. If necessary, groups can cooperate to collect garbage cycles that span them.

Our memory management system is highly *concurrent*: mutators, local collectors, the acyclic reference collector and distributed cycle collectors operate mostly in parallel. Local collectors are never delayed, and mutators are only halted by a distributed partial tracing to complete a local-scan.

Our system reclaims garbage *efficiently*: local and acyclic collectors are not hindered. The efficiency of the distributed partial tracing can be increased by restricting the size of groups, thereby trading *completeness* for promptness. The use of the acyclic collector and groups also permits *scalability* whereas the ability to merge groups ensures completeness. We believe that, in the absence of knowledge of problem being computed, it is unclear what action should be taken when two groups meet. A merger may not always be desirable. Instead it may be preferable to run multiple overlapping groups. For example the best compromise may be to combine simultaneously

occasional long-running but complete collections over very large groups with more frequent faster completing collections over small groups. Our algorithm offers the implementer the choice between completeness and promptness at the level of groups, processes and individual objects. Groups can decide whether or not to merge, processes can decide whether to allow groups to merge, to overlap or to retreat from one another, and objects can decide on merger or retreat.

Our distributed collector is *fault-tolerant*: it is resilient to message delay, loss and duplication, and to process failure. *Expediency* is achieved by the use of groups.

The total overhead of by our algorithm depends on how frequently it is run. A very simplistic heuristic may lead to wasted and repeated work. However, even with a simplistic heuristic, a probability of being garbage can be assigned to each suspect object that has survived a partial tracing. For example, we could take a round-robin approach by tracing only from the suspect that was least recently traced. Better still, the distance heuristic increases the chance of our algorithm tracing only garbage subgraphs, thereby

- 1 decreasing the number of times a partial trace is run.
- 2 limiting the mark-red trace to just garbage objects.
- 3 reducing the number of messages for the scan phase to the best case.

On the other hand, by only propagating distances over a certain threshold with mark-red requests we can reduce the risk of multiple distributed collections in the same garbage cycle and therefore reduce the overheads of our algorithm.

In the mark-red phase, tracing a distributed subgraph requires e tracing requests to be issued, where e is the number of inter-process edges within the subgraph. Because we use RPC and Augusteijn's algorithm, less than e tracing acknowledgements may be required. Replies from disquiet processes (or processes that contain no further references of interest) can be piggy-backed onto the RPC acknowledgements.

The scan phase does not send any tracing requests to garbage objects. If the red subgraph is truly garbage, no scan requests are sent; otherwise tracing requests are sent to live objects and the cost is as for the mark red phase. The sweep phase requires no messages to be sent.

Merging of group collections does impose additional synchronisation overheads in terms of both space used by in-, out- and pto's, and in terms of messages passed. However note that

- if, as we believe is likely to be the common case as a consequence of the distance heuristic [28], a group is not merged with another, then there is no additional message passing or synchronisation overhead.
- additional messages are sent
 - 1 at the start of the scan phase from initiators only to those processes from which the single-group algorithm would have retreated (number of edges between cooperating groups).
 - 2 between an initiator I and those other initiators on which it depends at the termination of the scan phase (the number of messages is the number of groups in $Dependent^*(I)$);
- scan acknowledgement messages sent when a pto becomes passive-quiet may be longer, since they contain the names of other groups for which this group is responsible.

All other 'inter-group' communication is transacted between partial tracing objects on the same process without exchange of messages across the network.

Early versions of our algorithm have been implemented. In particular, some choices for cooperation with the mutator require further study and depend mainly on experimental results and measurements. We are also interested in heuristics for suspect identification and group formation.

References

- [1] Andrew W. Appel, John R. Ellis, and Kai Li. Real-time concurrent collection on stock multiprocessors. *ACM SIGPLAN Notices*, 23(7):11–20, 1988.
- [2] Lex Augusteijn. Garbage collection in a distributed environment. In Jacobus W. de Bakker, L. Nijman, and Philip C. Treleaven, editors, *PARLE'87 Parallel Architectures and Languages Europe*, volume 258/259 of *Lecture Notes in Computer Science*, pages 75–93, Eindhoven, The Netherlands, June 1987. Springer-Verlag.
- [3] Henry Baker, editor. *Proceedings of International Workshop on Memory Management*, volume 986 of *Lecture Notes in Computer Science*, Kinross, Scotland, September 1995. Springer-Verlag.
- [4] Joel F. Bartlett. Compacting garbage collection with ambiguous roots. Technical Report 88/2, DEC Western Research Laboratory, Palo Alto, CA, February 1988. Also in *Lisp Pointers* 1, 6 (April–June 1988), pp. 2–12.
- [5] Yves Bekkers and Jacques Cohen, editors. *Proceedings of International Workshop on Memory Management*, volume 637 of *Lecture Notes in Computer Science*, St Malo, France, 16–18 September 1992. Springer-Verlag.
- [6] David I. Bevan. Distributed garbage collection using reference counting. In *PARLE Parallel Architectures and Languages Europe*, volume 259 of *Lecture Notes in Computer Science*, pages 176–187. Springer-Verlag, June 1987.
- [7] Andrew Birrell, David Evers, Greg Nelson, Susan Owicki, and Edward Wobber. Distributed garbage collection for network objects. Technical Report 116, Digital Systems Research Center, 130 Lytton Avenue, Palo Alto, CA 94301, December 1993.
- [8] Andrew Birrell, Greg Nelson, Susan Owicki, and Edward Wobber. Network objects. Technical Report 115, DEC Systems Research Center, Palo Alto, CA, February 1994.
- [9] Hans-Juergen Boehm, Alan J. Demers, and Scott Shenker. Mostly parallel garbage collection. *ACM SIGPLAN Notices*, 26(6):157–164, 1991.
- [10] Luca Cardelli, James Donahue, Lucille Glassman, Mick Jordan, Bill Kalsow, and Greg Nelson. Modula-3 report (revised). Research Report PRC–131, DEC Systems Research Center and Olivetti Research Center, 1988.
- [11] T. W. Christopher. Reference count garbage collection. *Software Practice and Experience*, 14(6):503–507, June 1984.
- [12] Margaret H. Derbyshire. Mark scan garbage collection on a distributed architecture. *Lisp and Symbolic Computation*, 3(2):135 – 170, April 1990.
- [13] Edsger W. Dijkstra, Leslie Lamport, A. J. Martin, C. S. Scholten, and E. F. M. Steffens. On-the-fly garbage collection: An exercise in cooperation. *Communications of the ACM*, 21(11):965–975, November 1978.
- [14] Paulo Ferreira and Marc Shapiro. Asynchronous distributed garbage collection in the Larchant cached shared store. Available from Marc Shapiro, May 1996.
- [15] Matthew Fuchs. Garbage collection on an open network. In Baker [3].
- [16] Benjamin Goldberg. Generational reference counting: A reduced-communication distributed storage reclamation scheme. In *Proceedings of SIGPLAN'89 Conference on Programming Languages Design and Implementation*, volume 24(7) of *ACM SIGPLAN Notices*, pages 313–320, Portland, Oregon, June 1989. ACM Press.
- [17] Paul R. Hudak and R. M. Keller. Garbage collection and task deletion in distributed applicative processing systems. In *Conference Record of the 1982 ACM Symposium on Lisp and Functional Programming*, pages 168–178, Pittsburgh, PA, August 1982. ACM Press.
- [18] Richard L. Hudson, Ron Morrison, J. Eliot B. Moss, and David S. Munro. Garbage collecting the world: One car at a time. In *OOPSLA'97 ACM Conference on Object-Oriented Systems, Languages and Applications — Twelfth Annual Conference*, volume 32(10) of *ACM SIGPLAN Notices*, pages 162–175. ACM Press, October 1997.
- [19] Richard L. Hudson and J. Eliot B. Moss. Incremental garbage collection for mature objects. In Bekkers and Cohen [5].

- [20] Richard E. Jones. *Garbage Collection: Algorithms for Automatic Dynamic Memory Management*. Wiley, July 1996. With a chapter on Distributed Garbage Collection by R. Lins. Reprinted February 1997.
- [21] Richard E. Jones and Rafael D. Lins. Cyclic weighted reference counting without delay. In Arndt Bode, Mike Reeve, and Gottfried Wolf, editors, *PARLE'93 Parallel Architectures and Languages Europe*, volume 694 of *Lecture Notes in Computer Science*. Springer-Verlag, June 1993.
- [22] Neils-Christian Juul and Eric Jul. Comprehensive and robust garbage collection in a distributed system. In Bekkers and Cohen [5].
- [23] Rivka Ladin and Barbara Liskov. Garbage collection of a distributed heap. In *International Conference on Distributed Computing Systems*, Yokohama, June 1992.
- [24] Bernard Lang, Christian Quenniac, and José Piquer. Garbage collecting the world. In *Conference Record of the Nineteenth Annual ACM Symposium on Principles of Programming Languages*, ACM SIGPLAN Notices, pages 39–50. ACM Press, January 1992.
- [25] Munenori Maeda, Hiroki Konaka, Yutaka Ishikawa, Takashi Tomokiyo, Atsushi Hori, and Jorg Nolte. On-the-fly global garbage collection based on partly mark-sweep. In Baker [3].
- [26] Umesh Maheshwari. Fault-tolerant distributed garbage collection in a client-server object-oriented database. In *Third International Conference on Parallel and Distributed Information Systems*, Austin, September 1994.
- [27] Umesh Maheshwari and Barbara Liskov. Collecting cyclic distributed garbage by controlled migration. In *Proceedings of PODC'95 Principles of Distributed Computing*, 1995. Later appeared in *Distributed Computing*, Springer Verlag, 1996.
- [28] Umesh Maheshwari and Barbara Liskov. Collecting cyclic distributed garbage by back tracing. In *Proceedings of PODC'97 Principles of Distributed Computing*, 1997.
- [29] José M. Piquer. Indirect reference counting: A distributed garbage collection algorithm. In Aarts et al., editors, *PARLE'91 Parallel Architectures and Languages Europe*, volume 505 of *Lecture Notes in Computer Science*. Springer-Verlag, June 1991.
- [30] David Plainfossé and Marc Shapiro. Experience with fault-tolerant garbage collection in a distributed Lisp system. In Bekkers and Cohen [5].
- [31] David Plainfossé and Marc Shapiro. A survey of distributed garbage collection techniques. In Baker [3].
- [32] S. P. Rana. A distributed solution to the distributed termination problem. *Information Processing Letters*, 17:43–46, July 1983.
- [33] Helena C. C. D. Rodrigues and Richard E. Jones. A cyclic distributed garbage collector for Network Objects. In Ozalp Babaoglu and Keith Marzullo, editors, *Tenth International Workshop on Distributed Algorithms WDAG'96*, Bologna, October 1996.
- [34] Helena C.C.D. Rodrigues. *Cyclic Distributed garbage Collection*. PhD thesis, Computing Laboratory, The University of Kent at Canterbury, 1997. In preparation.
- [35] Marc Shapiro. A fault-tolerant, scalable, low-overhead distributed garbage collection protocol. In *Proceedings of the Tenth Symposium on Reliable Distributed Systems*, Pisa, September 1991.
- [36] Marc Shapiro, Peter Dickman, and David Plainfossé. Robust, distributed references and acyclic garbage collection. In *Symposium on Principles of Distributed Computing*, Vancouver, Canada, August 1992. Superseded by [37].
- [37] Marc Shapiro, Peter Dickman, and David Plainfossé. SSP chains: Robust, distributed references supporting acyclic garbage collection. *Rapports de Recherche 1799*, Institut National de la Recherche en Informatique et Automatique, November 1992. Also available as Broadcast Technical Report 1.
- [38] Marc Shapiro, Olivier Gruber, and David Plainfossé. A garbage detection protocol for a realistic distributed object-support system. *Rapports de Recherche 1320*, INRIA-Rocquencourt, November 1990. Superseded by [35].
- [39] N.G. Shivaratri, P. Krueger, and M. Singhal. Load distributing for locally distributed systems. *Computer*, 25(12):33–44, December 1992.
- [40] Gerard Tel and Friedmann Mattern. The derivation of distributed termination detection algorithms from garbage collection schemes. *ACM Transactions on Programming Languages and Systems*, 15(1), January 1993.

- [41] Paul Wilson. Distr. gc general discussion for faq. gclist mailing list (gclist@iecc.com), March 1996.
- [42] Paul R. Wilson. Garbage collection and memory hierarchy. In Bekkers and Cohen [5].