



Kent Academic Repository

Olson, Valerie A., Davies, Richard G., Orme, C. David L., Thomas, Gavin H., Meiri, Shai, Blackburn, Tim M., Gaston, Kevin J., Owens, Ian P. F. and Bennett, Peter M. (2009) *Global biogeography and ecology of body size in birds*. Ecology Letters, 12 (3). pp. 249-259. ISSN 1461-023X.

Downloaded from

<https://kar.kent.ac.uk/16018/> The University of Kent's Academic Repository KAR

The version of record is available from

<https://doi.org/10.1111/j.1461-0248.2009.01281.x>

This document version

UNSPECIFIED

DOI for this version

Licence for this version

UNSPECIFIED

Additional information

Versions of research works

Versions of Record

If this version is the version of record, it is the same as the published version available on the publisher's web site. Cite as the published version.

Author Accepted Manuscripts

If this document is identified as the Author Accepted Manuscript it is the version after peer review but before type setting, copy editing or publisher branding. Cite as Surname, Initial. (Year) 'Title of article'. To be published in *Title of Journal*, Volume and issue numbers [peer-reviewed accepted version]. Available at: DOI or URL (Accessed: date).

Enquiries

If you have questions about this document contact ResearchSupport@kent.ac.uk. Please include the URL of the record in KAR. If you believe that your, or a third party's rights have been compromised through this document please see our [Take Down policy](https://www.kent.ac.uk/guides/kar-the-kent-academic-repository#policies) (available from <https://www.kent.ac.uk/guides/kar-the-kent-academic-repository#policies>).

LETTER

Global biogeography and ecology of body size in birds

Valérie A. Olson,^{1,2,*} Richard G. Davies,^{3,4} C. David L. Orme,⁵ Gavin H. Thomas,^{6,7} Shai Meiri,⁶ Tim M. Blackburn,^{2,7} Kevin J. Gaston,⁴ Ian P. F. Owens^{5,6} and Peter M. Bennett^{2,8}

¹Department of Biology and Biochemistry, University of Bath, Claverton Down, Bath BA2 7AY, UK

²Institute of Zoology, Zoological Society of London, Regent's Park, London NW1 4RY, UK

³School of Biological Sciences, University of East Anglia, Norwich, Norfolk NR4 7TJ, UK

⁴Biodiversity and Macroecology Group, Department of Animal and Plant Sciences, University of Sheffield, Sheffield S10 2TN, UK

⁵Division of Biology, Department of Life Sciences, Imperial College London, Silwood Park, Ascot, Berkshire SL5 7PY, UK

⁶NERC Centre for Population Biology, Imperial College London, Silwood Park, Ascot, Berkshire SL5 7PY, UK

⁷School of Biosciences, University of Birmingham, Edgbaston, Birmingham B15 2TT, UK

⁸Durrell Institute of Conservation and Ecology, University of Kent, Canterbury, Kent CT2 7NR, UK

*Correspondence: E-mail: v.olson@bath.ac.uk

Abstract

In 1847, Karl Bergmann proposed that temperature gradients are the key to understanding geographic variation in the body sizes of warm-blooded animals. Yet both the geographic patterns of body-size variation and their underlying mechanisms remain controversial. Here, we conduct the first assemblage-level global examination of 'Bergmann's rule' within an entire animal class. We generate global maps of avian body size and demonstrate a general pattern of larger body sizes at high latitudes, conforming to Bergmann's rule. We also show, however, that median body size within assemblages is systematically large on islands and small in species-rich areas. Similarly, while spatial models show that temperature is the single strongest environmental correlate of body size, there are secondary correlations with resource availability and a strong pattern of decreasing body size with increasing species richness. Finally, our results suggest that geographic patterns of body size are caused both by adaptation within lineages, as invoked by Bergmann, and by taxonomic turnover among lineages. Taken together, these results indicate that while Bergmann's prediction based on physiological scaling is remarkably accurate, it is far from the full picture. Global patterns of body size in avian assemblages are driven by interactions between the physiological demands of the environment, resource availability, species richness and taxonomic turnover among lineages.

Keywords

Adaptation, Bergmann's rule, birds, body mass, ecological rules, taxonomic turnover.

Ecology Letters (2009) 12: 249–259

INTRODUCTION

In 1847, Karl Bergmann argued that species of homeotherms living in colder climates are larger than their relatives living in warmer ones (Bergmann 1847), a hypothesis that is

now known as 'Bergmann's rule'. Bergmann's argument was based on simple laws of physiological scaling: larger-bodied species have smaller surface-area-to-volume ratios, thereby increasing heat conservation in colder climates. Conversely, smaller-bodied species have larger surface-area-to-volume

ratios, thereby promoting cooling in warm, humid areas (Hamilton 1961; James 1970). Because latitude provides a reasonable surrogate for decreasing temperature (Blackburn *et al.* 1999), Bergmann's rule is commonly discussed as a relationship between large body size and both low temperature and high latitude.

Despite much research, both the pattern and mechanism that Bergmann proposed remain controversial (James 1970; McNab 1971; Yom-Tov & Nix 1986; Geist 1987; Cousins 1989; Blackburn *et al.* 1999; Meiri & Dayan 2003). Several studies of both endotherms and ectotherms have questioned the generality of both the pattern and mechanism of Bergmann's rule (reviewed by Blackburn *et al.* 1999; Chown & Gaston 1999; Meiri & Dayan 2003; Meiri & Thomas 2007; Chown & Gaston 1999). Furthermore, Rosenzweig (1968) argued that body size increases with increasing resource availability, rather than with decreasing temperatures. He claimed that low productivity sets a limit to the body sizes animals can achieve. Increased seasonality and low predictability of environmental conditions were likewise thought to select for large body size (Lindsey 1966; Boyce 1978; Geist 1987) because larger animals can survive starvation longer than smaller ones, especially when under cold stress (Calder 1974; Zeveloff & Boyce 1988).

The increasing availability of animal distribution data has led to assemblage- or grid-cell-based examination of body-size distributions, which involves averaging the body sizes of all species within a cell (Blackburn & Gaston 1996; Ramirez *et al.* 2008). However, within species or lineages, size clines between assemblages can only be fully linked to classical explanations for Bergmann's rule if higher-level processes are not prevalent. For example, species richness may influence body-size gradients if the shape of body-size frequency distributions changes with latitude (Cardillo 2002). Furthermore, body-size gradients of assemblages may also be determined by a phylogenetically non-random set of species, rather than by selection on body size *per se*. For example, some major body plans may be phylogenetically constrained, and may only persist in certain environmental conditions. If these are associated with particular body sizes (e.g., all penguins are large and all are marine), then size distributions may change between different regions because of lineage turnover rather than because of direct selection for size. Additionally, body-size distributions consistent with lineage turnover may be expected if, for example, ancestral colonizations of high latitudes were by large-bodied taxa that subsequently diversified *in situ* (Blackburn *et al.* 1999; Meiri & Thomas 2007), or if small-bodied taxa have been extirpated from colder regions. Patterns of migration may also drive gradients of body size (Blackburn & Gaston 1996). If migratory species tend to be large-bodied, a positive relationship between body size and latitude is expected in summer, but if migratory species tend to be small-bodied,

this same positive relationship would instead be expected in winter. The latter effect has been demonstrated in New World birds, by showing that the latitudinal trend in body size was much stronger when based on wintering than on breeding ranges of species (Ramirez *et al.* 2008).

One of the key reasons that biogeographical patterns of body size in general, and Bergmann's rule in particular, have remained controversial is that tests have been limited with respect to the geographical area that they cover, the taxa they include, the explanatory variables and spatial patterns considered, and the statistical methods used. Here we combine newly compiled databases on the body masses of 8270 bird species and the global geographic distribution of all living bird species (Orme *et al.* 2005, 2006) to explore global patterns of avian body size and their environmental and ecological correlates across grid cells (Gaston *et al.* 2008), and to test for consistent geographic gradients in body size within higher taxa.

We generate maps of the global distribution of avian body size based on breeding ranges (Orme *et al.* 2005, 2006) and use them to test whether there are consistent trends with respect to latitude, temperature or temporal resource stability. We begin by testing whether species richness alone can explain body-size patterns, then test whether (1) body size increases with decreasing temperature (Bergmann 1847), productivity (Rosenzweig 1968) or variability in productivity (Lindsey 1966; Calder 1974; Boyce 1978; Zeveloff & Boyce 1988); (2) median body sizes are lower in more species-rich assemblages (Brown & Nicoletto 1991; Cardillo 2002; Meiri & Thomas 2007); (3) island assemblages are characterized by intermediate body sizes (Clegg & Owens 2002); (4) latitudinal size clines are stronger once migration is accounted for (Hamilton 1961; Meiri & Dayan 2003) and (5) different biomes are characterized by unique size-temperature relationships. Finally, we test whether the observed body-size trends are explained by adaptation within lineages, as originally proposed by Bergmann, or by latitudinal turnover between lineages.

MATERIALS AND METHODS

Body-size data and mapping

Body masses of 8270 of 9702 species of extant birds were collected from 434 literature sources (online Appendix S1), following the taxonomy of Sibley and Monroe (Sibley & Monroe 1990). Within-species sample sizes, where reported, ranged from 1 to 41 884 (mean 80.6 individuals; median 9). We mapped the body-size data onto gridded species breeding range maps using equal-area cells approximating to a 1° scale (Orme *et al.* 2005, 2006). We calculated median body mass across all species within grid cells to obtain the global distribution of avian body size. We also identified the

genera, families and orders represented in each cell and calculated the median masses at each taxonomic level from the median mass of all species within each taxon.

We calculated the number of species in each cell falling into each of the quartiles of the distribution of body size across bird species (under 15.5 g; 15.5–36.9 g; 37.0–138.8 g; over 138.8 g) in order to reveal differences in the distributions of large- vs. small-bodied species. We calculated linear models of biome differences in the relationship between body size and latitude using the biome occupying the largest land area within each cell (Olson *et al.* 2001). These models used the mean of \log_{10} median body mass within latitudinal bands to remove longitudinal autocorrelation in the model. Similar models for island vs. continental assemblages used only those cells that contained only island or only continental landmass, therefore omitting many continental coastal cells. Species richness was recorded as the number of species in each cell for which body-size data were available.

Body size and species richness

Body-size gradients may result from non-random addition of small-bodied species in more species-rich areas (Cardillo 2002). To examine whether such a mechanism can explain the geographic distribution of avian median masses, we generated a null body-size distribution by drawing species without replacement from the species pool 1000 times for each observed value of cell species richness. The probability of drawing a species was weighted by its range size such that large-ranged species were more likely to be drawn than small-ranged species. The 95% confidence intervals of the expectations from this randomization were then compared to the relationship between median \log_{10} body mass within each cell and the observed total species richness (Orme *et al.* 2005).

Environmental data

Environmental variables were selected for their potential bearing on the mechanisms suggested to explain Bergmann's rule, and we therefore used measures of temperature, primary productivity, degree of seasonality and the year-to-year variability of resources.

Mean annual temperature was determined using monthly temperature data averaged across the period 1961–1990, recorded at a 10-min resolution (New *et al.* 2002). The same data were used to calculate the annual amplitude in temperature as the mean intra-annual temperature range across years. Productivity was measured by the Normalized Difference Vegetation Index (NDVI) using monthly \log_{10} -transformed remotely sensed NDVI averages across the period 1982–1996 at 0.25° resolution (The International Satellite Land-Surface Climatology Project Initiative II

2004). We included seasonality (absolute value of the difference between the October–March mean and the April–September mean), and the inter-annual coefficient of variation of NDVI.

We used additional environmental variables estimating habitat heterogeneity as covariates for similar reasons as species richness, that is, as median body mass may be influenced by habitat turnover independently of the climate predictors of interest. Habitat heterogeneity was estimated as the number of land-cover types occurring in a grid cell, computed using remotely sensed data for the 12-month period between April 1992 and March 1993 at 30-arcsec resolution with types classified following the Global Ecosystems 100 category land-cover classification (Olson 1994a,b). Elevation range (maximum minus minimum elevation) was used as an alternative estimate of habitat heterogeneity, calculated from 30-arcsec resolution data (United States Geological Survey 2003). Finally, using the same data source, we tested the fit of mean elevation, as elevation (like latitude) is not strictly an ecological predictor but a spatial one that is allied to a number of climatic gradients we explicitly test. Nevertheless, we wished to establish its relative importance among single-variable models only (see below). Data for each environmental variable were re-projected and re-sampled to the same equal-area grid as the geographic range data.

Spatial analyses

We used \log_{10} median body mass as the response variable in our environmental models and included quadratic and linear terms as predictors to test for nonlinear associations. Because richness could either drive size patterns or respond to similar environmental conditions as size, we ran two sets of models: including and excluding species richness as a covariate. In both sets of models, the \log_{10} land area in each cell was also included as a predictor. To remove extremes of variation in land area that might dominate and/or distort environmental model results, grid cells with less than 50% landcover were omitted from the final dataset.

In addition to fitting non-spatial ordinary least squares (OLS) regressions, we fitted spatial generalized least squares (GLS) regressions using SAS version 9.1.3 (Littell *et al.* 1996) to test the fit of environmental predictors while accounting for spatial non-independence. The latter models included multiple exponential spatial covariance terms fitted independently within each biogeographic realm using a realm-specific range parameter (ρ), or distance over which autocorrelation between grid cells is observed to occur, as estimated from semi-variograms of OLS regression residuals.

For both OLS and GLS model sets, we first ran single-variable models of both linear and quadratic forms of the environmental parameters. We then used a backwards

removal procedure from the full model (excluding mean elevation, see above) to arrive at a minimum adequate model (MAM). The removal of predictor terms was based on the maximum decrease in AIC, hence the maximum increase in overall model fit, for the removal of each remaining term. We stopped removing terms when no term deletion further decreased AIC. While this does not achieve a best-fit model set in the same way as a full model selection procedure using all combinations of predictors, the latter was not computationally feasible given the numbers of predictor variables involved and the computational intensity of GLS regression. Nevertheless, our method is the next best option for incorporating some beneficial elements of an information-theoretic approach to our model building. We used tolerance levels (Quinn & Keough 2002) to exclude the possibility of serious collinearity (tolerances > 0.1) in all models.

In order to determine the relationships between \log_{10} median body mass and each of our predictors, as indicated by the spatial GLS multipredictor model results, we plotted values predicted from the parameter estimates of the predictor in question against the linear term for that predictor, while holding all other predictors at their mean values. We compared the relationships predicted by GLS MAMs that include and exclude species richness.

Within-taxon analyses

To examine whether adaptation within lineages or turnover between lineages drives body-size clines, we regressed species' body masses on the median temperature in their breeding ranges within genera, families and orders (484 genera, 102 families and 23 orders with five or more species). We tested for the existence of an overall negative size–temperature relationship across taxa at each of these levels using a meta-analysis. Using Fisher's Z -transformation of r and weighting by taxon species richness, we pooled the estimated correlation coefficients (r) within each taxonomic level and tested whether the weighted common correlation (Z_+) differed from zero (Hedges & Olkin 1985).

Migratory effects

We used data from 2789 bird species for which we had data on migratory habits to examine the role of migration in generating the observed body-size gradients. We included only species with breeding and wintering ranges that could be assigned unambiguously to either tropical–subtropical or to temperate–polar regions. Unambiguously sedentary or migrant species were identified, along with other species exhibiting some range movements (nomads, partial migrants or elevational migrants). We divided the species into body-size quartiles and used chi-squared tests to test for the

dependence of body size and migratory behaviour in both tropical–subtropical and temperate–polar regions.

RESULTS

Global maps of avian body size

Bird assemblages exhibit a strong, global, latitudinal gradient in body size (Fig. 1a,e) with large masses being associated with higher latitudes. The median body mass of species within cells increases with absolute latitude both globally and within the northern and southern hemispheres respectively (Table 1). Although there is a consistent latitudinal gradient in body size (Fig. 1e), there is considerable variation within latitudes (Fig. 1a). Latitudinal patterns of median body mass within biomes (Olson *et al.* 2001) show marked differences (Fig. S1a) in both slope ($F_{13,753} = 10.1$, $P < 0.0001$) and intercept ($F_{13,766} = 39.7$, $P < 0.0001$). For example, species assemblages breeding in the tundra have markedly larger body sizes given their latitude and, whilst showing considerable variation, Mediterranean forest assemblages reverse the overall trend, with larger body sizes at low latitudes. In addition, island assemblages (Fig. S1b) have larger median body sizes than those of mainland assemblages at similar latitudes ($F_{1,271} = 115.7$, $P < 0.0001$) and median body size increases more rapidly with increasing latitude on islands ($F_{1,270} = 6.2$, $P = 0.014$). These relationships often show considerable differences between the northern and southern hemispheres (Fig. S1).

Species richness and body size

Species-rich cells generally have right-skewed body-size distributions (Cardillo 2002; Meiri & Thomas 2007) and usually occur in tropical areas (Orme *et al.* 2005) (Fig. 2a) whereas species-poor cells, which tend to occur at high latitudes, on islands and in deserts (Orme *et al.* 2005), are characterized by less-skewed distributions and larger median sizes (Cardillo 2002; Meiri & Thomas 2007).

Maps of the proportion of total species richness in cells falling into the lowest and highest quartiles of the species body-size distribution (Fig. 2b,c respectively) show that small-bodied species are over-represented in many species-rich regions (Orme *et al.* 2005), and under-represented in species-poor regions (e.g. islands, deserts and polar regions). In contrast, large-bodied species are over-represented in tundra regions. The correlation between the skew in body-size distributions and the number of species in the lowest body-size quartile ($r = 0.73$) is stronger than the equivalent relationship in the highest quartile ($r = 0.56$).

Random community assembly models, however, fail to capture the true relationship between median body size and species richness (Fig. 2d). Simulations weighted by range

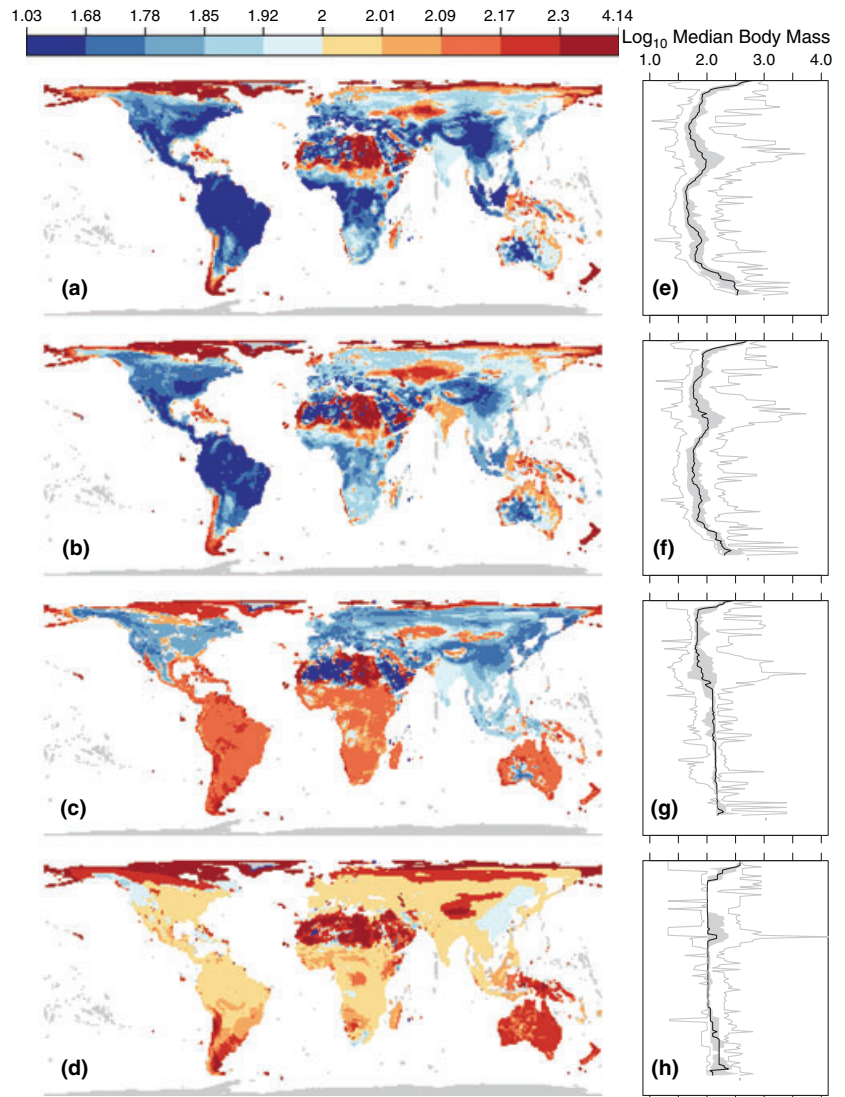


Figure 1 Global distribution of avian body sizes. The median \log_{10} body mass within grid cells is shown for: (a) species, (b) genera, (c) families and (d) orders. In the case of higher taxa (b, c, d), the values shown are the median of the median masses of all taxa of that rank occurring in each grid cell (e). The four maps share a common colour scale. In addition, the plots show the corresponding median \log_{10} body mass within latitudinal bands for species (e), genera (f), families (g) and orders (h). In plots (d–f), grey shading shows the interquartile range and dashed lines show the minimum and maximum of values of cells within latitudinal bands.

size describe the associations between median size and species richness at some medium richness values (between *c.* 200 and 300 species) relatively well, but they poorly capture both the observed small median body sizes at high species richness, and the large median sizes observed in species-poor cells. Thus, other mechanisms are needed to explain the geographic distribution of median body sizes.

Environmental drivers of avian body size

Multivariate MAMs based on spatial GLS regression showed considerably lower AIC values compared with equivalent OLS models fitting the same predictors (Table 2), as well as with OLS MAMs achieved using backwards removal (Table S1), indicating that the GLS models were a consistently more accurate description of variability in body mass. Spatial MAMs show significant associations between median

body size and species richness, temperature and resource availability. Species richness was the most important predictor of size in the spatial MAM. Other variables in the model predicting large body size were (in decreasing order of importance) low mean annual temperature, intermediate temperature amplitude, low elevation range, high inter-annual variability of productivity and high overall productivity (NDVI, only when controlling for species richness) (Table 2 and Fig. 3, see also Fig. S2). Mean productivity was the only predictor for which direction of slope was reversed when not controlling for species richness (excluding richness, the relationship is negative at most productivity values). While seasonality in productivity was maintained both in MAMs that did and did not fit species richness, it was only statistically significant in the former case, and even here, it had minor effects (Table 2). Spatial GLS and non-spatial OLS models that fitted each environmental predictor in

Table 1 Slopes, standard errors and correlation coefficients from linear models of absolute latitude as a predictor of median body mass within cells for species, genera, families and orders

Taxonomic level	Slope	SE	<i>R</i>	d.f.
Species				
Both hemispheres	0.0100***	0.00090	0.686***	139
Northern hemisphere	0.0066***	0.00092	0.643***	74
Southern hemisphere	0.0190***	0.00110	0.906***	63
Genera				
Both hemispheres	0.0071***	0.00067	0.671***	139
Northern hemisphere	0.0049***	0.00081	0.574***	74
Southern hemisphere	0.0130***	0.00077	0.899***	63
Families				
Both hemispheres	-0.0003	0.00082	-0.034	139
Northern hemisphere	-0.0015	0.00078	-0.220	74
Southern hemisphere	0.0048***	0.00100	0.508 ***	63
Orders				
Both hemispheres	0.0048***	0.00045	0.671***	139
Northern hemisphere	0.0047***	0.00060	0.673***	74
Southern hemisphere	0.0059***	0.00056	0.795***	63

Significance is indicated as: *** $P < 0.001$.

isolation (while also controlling for species richness) gave broadly similar results to the spatial MAMs (Tables S2 and S3 respectively). Our analyses suggest that variation in species richness is the most influential variable affecting the median body size within grid cells. Variation in temperature is the main environmental correlate of avian body-size distributions, after controlling for species richness and spatial autocorrelation. We found a hump-shaped relationship between size and seasonality, as well as support for the hypothesis that resource availability has an important influence on the geographic distribution of bird body sizes (Fig. 3; Geist 1987; Blackburn *et al.* 1999; Meiri & Dayan 2003).

Within-taxon analyses

To ascertain whether assemblage-level size clines result from adaptation within lineages (Bergmann 1847) or from turnover between lineages (Blackburn & Gaston 1996; Blackburn *et al.* 1999), we tested whether the associations between body size and environmental factors were also present when comparing species within genera, families and orders, or whether patterns were present only when we examined all birds.

There was no significant correlation between body size and temperature within the majority of genera (Fig. 4a, 430/484), families (Fig. 4b, 80/104) and orders (Fig. 4c, 15/23). Only 37 genera, 20 families and six orders showed a significant, negative size–temperature association, while 17 genera, four families and two orders showed a significant

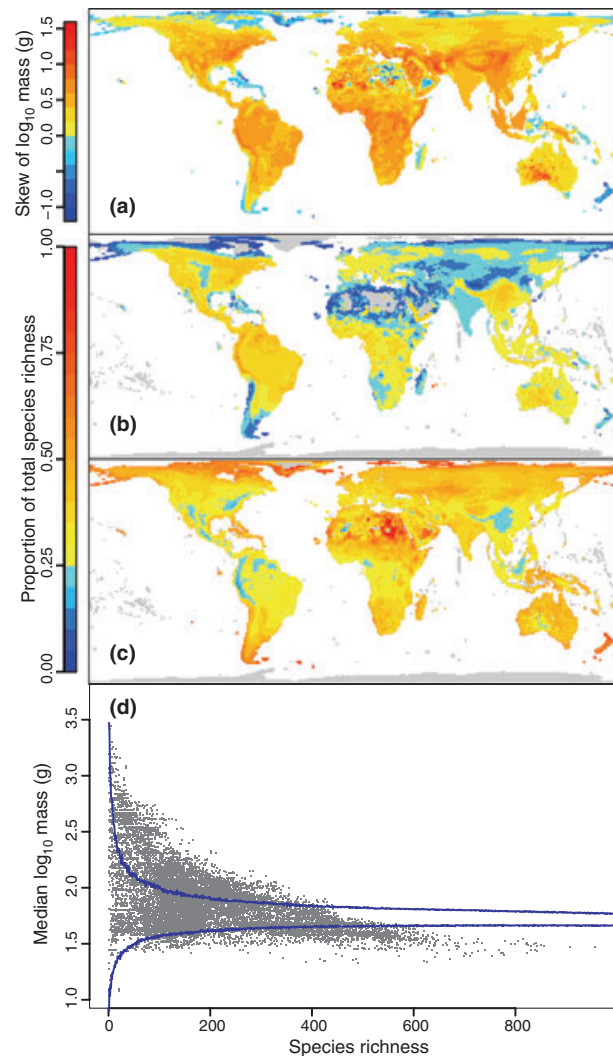


Figure 2 Global distribution of skewness in \log_{10} body mass (a) along with species richness of cells using species in the first (b) and fourth (c) quartiles of the avian body-mass distribution as a proportion of total species richness. The distribution of median mass in cells with respect to total species richness (d). Predicted 95% confidence intervals are also shown on expectations from a range-weighted randomization model (see Materials and methods).

positive correlation (Fig. 4, Table S4). However, because many lineages contain few species and we are performing multiple tests, we used a meta-analysis to test for an overall trend in the correlations between body size and temperature within genera, families and orders. For genera (Fig. 4d; $Z_+ = -0.109$, $P < 0.0001$) and families (Fig. 4e; $Z_+ = -0.068$, $P < 0.0001$), we found a significant overall negative association between body size and temperature. However, the relationship was not significant for orders (Fig. 4f; $Z_+ = -0.016$, $P = 0.196$).

Table 2 Best-fit multivariate spatial generalized least squares models of global patterns of avian body size in relation to environmental variables

Predictor	Including species richness: AIC _{GLS} = -34 018.9, AIC _{OLS} = -6232.0			Excluding species richness: AIC _{GLS} = -32 122.0, AIC _{OLS} = -5481.7		
	Slope	SE	$F_{1,13941}$	Slope	SE	$F_{1,13942}$
Intercept	3.26	0.064		3.30	0.073	
Log ₁₀ land area	-0.036	0.012	9.72**	-0.13	0.014	85.50****
Species richness	0.0013	0.000062	459.94****	–	–	–
Sqrt species richness	-0.073	0.0023	1019.34****	–	–	–
Temperature						
Mean annual	-0.026	0.0021	154.73****	-0.041	0.0022	339.54****
Mean annual ²	0.00028	0.000022	155.66****	0.00041	0.000025	276.40****
Amplitude	0.0066	0.00091	51.88****	0.013	0.0011	154.88****
Amplitude ²	-0.00019	0.000024	59.65****	-0.00028	0.000026	115.14****
NDVI						
Log ₁₀ NDVI	0.56	0.13	17.76****	-0.96	0.14	44.63****
Log ₁₀ NDVI ²	-1.15	0.41	7.86**	2.53	0.45	31.11****
Log ₁₀ NDVI seasonality	0.25	0.12	4.55*	0.21	0.13	2.39
Log ₁₀ NDVI seasonality ²	-1.66	1.02	2.63	-1.32	1.12	1.40
Log ₁₀ CV NDVI	–	–	–	0.045	0.014	10.76**
Log ₁₀ CV NDVI ²	0.068	0.011	37.94****	–	–	–
Elevation						
Log ₁₀ elevational range	–	–	–	0.047	0.012	16.34****
Log ₁₀ elevational range ²	-0.0030	0.00042	50.62****	-0.016	0.0023	47.14****

Significance is indicated as follows: * $P < 0.05$, ** $P < 0.01$, *** $P < 0.001$, **** $P < 0.0001$.

NDVI, Normalized Difference Vegetation Index; OLS, ordinary least squares; GLS, generalized least squares; SE, standard error; CV, coefficient of variation.

Models are shown including and excluding species richness as a covariate. The estimated slope and SE are shown along with the F -ratio. AIC values are shown from spatial GLS models and non-spatial OLS models containing the same variables

Between-taxon analyses

Size increases with increasing latitude when all species are considered, and when we use a single, average mass value for all species within genera and all species within orders in each grid cell (Table 1, Fig. 1b,d,f,h). However, for families this is true only in the southern hemisphere (Table 1, Fig. 1g). Thus, the increase in size with latitude is driven, in part, by taxonomic turnover across latitudes: large-bodied genera and orders (and, in the southern hemisphere, also families) replace small-bodied ones at high latitudes. In the northern hemisphere, small-bodied families occupy mainly intermediate latitudes whereas large-bodied families are represented more at both equatorial and polar latitudes (Fig. 1c,g).

Migratory effects

We found that frequencies of migratory behaviour are not independent of body size in either tropical–subtropical ($\chi^2_6 = 31.31$, $P < 0.0001$) or temperate–polar ($\chi^2_6 = 29.79$, $P < 0.0001$) regions (Fig. S3). Small-bodied migratory

species were significantly ($Z = 2.95$, $P < 0.0001$) over-represented in temperate and polar regions (Table S5).

DISCUSSION

We found strong support for a global Bergmann's rule in birds, whether framed in terms of latitude or temperature: species living at high latitudes and in cooler climates tend to be larger-bodied than their relatives living at lower latitudes or in warmer climates. The negative relationship between richness and size is not simply reflecting the common influence of temperature and seasonality on both species richness and body size. The association between body size and species richness is the strongest factor affecting size even after the effects of temperature and seasonality are accounted for. While species richness was the strongest predictor of median body size, our weighted null model shows that richness alone underestimates median masses at species-poor cells, and systematically overestimates median masses in species-rich ones. Thus, a combination of community assembly and environmental factors is needed to explain avian body-size distributions.

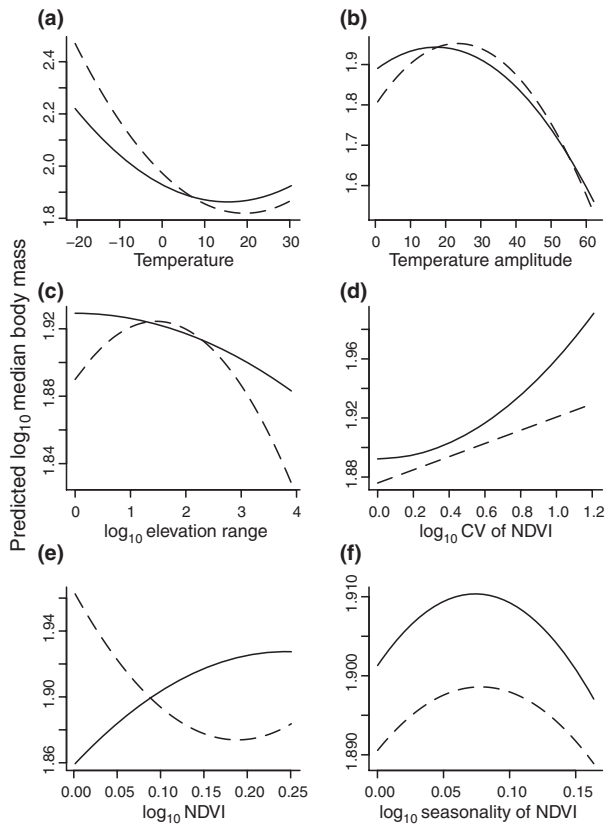


Figure 3 Model predictions of \log_{10} median body mass for cells from minimum adequate generalized least squares models both including (solid lines) and excluding (dashed lines) species-richness terms. Predictions are shown for: (a) mean annual temperature; (b) mean annual amplitude in temperature; (c) \log_{10} elevational range; (d) \log_{10} coefficient of variation in NDVI; (e) \log_{10} NDVI and (f) \log_{10} seasonality in NDVI. The predictions for each variable, including linear and squared terms where necessary, are made whilst holding the other variables fixed at their global means.

Mean temperature, temperature amplitude, inter-annual variability in productivity, and mean productivity were important correlates of size. However, while the positive relationships between size and both inter-annual variability of productivity and mean annual productivity were expected (Rosenzweig 1968), the hump-shaped relationship between body size and temperate amplitude was not (Lindsey 1966; Calder 1974; Boyce 1978; Zeweloff & Boyce 1988).

Our between-assemblage and within-lineage results are broadly consistent with patterns observed at the intraspecific level, in which body-size clines are typically explained by variation in temperature or seasonality (Meiri & Dayan 2003). However, our results indicate that the observed body-size patterns are not only due to adaptation within lineages, but also due to taxonomic turnover across lineages.

Although we found strong support for a body size–temperature gradient consistent with Bergmann’s rule, it is clear that spatial patterns of avian body size are also driven by forces acting at the between-taxon and assemblage levels (Gaston *et al.* 2008). Notably, body-size gradients are present at taxonomic levels above the species (generic to ordinal levels), indicating that taxon turnover at different levels may at least partly account for the geographic distribution of avian body sizes.

Island assemblages have larger median sizes than expected from their latitude alone. This may be a manifestation of the negative correlation between cell species richness and median body size (Brown & Nicoletto 1991; Cardillo 2002; this study). The body size of bird species has been shown to shift following the colonization of islands, due to ecological processes related to feeding, competition and heat balance (Clegg & Owens 2002) – a finding supporting the idea that the larger body sizes we observed on islands are at least partly adaptive. While it has been claimed that size evolution on islands drives species towards medium sizes (Clegg & Owens 2002; but see Gaston & Blackburn 1995), we note that the cut-off between large and small sizes in that work (Clegg & Owens 2002) (321.4 g) is well within the largest body-size quartile in our global dataset (over 138.8 g). The large median body sizes observed on islands may also be due, in part, to the number of seabirds that breed there (Gaston & Blackburn 1995). Most species comprising typical ‘seabird’ families (i.e. Phaethontidae, Sulidae, Phalacrocoracidae, Spheniscidae, Procellariidae, Fregatidae) are large and breed partly or exclusively on islands. Island patterns would probably have been even stronger before the large recent extinction event following human colonization of most oceanic islands around the world, where mostly large-bodied birds went extinct (Blackburn & Gaston 2005; Steadman 2006).

Body-size distributions may differ between areas of high and low species richness because of factors related to community assembly (Brown & Nicoletto 1991; Meiri & Thomas 2007), rather than by direct adaptation to lower temperatures. Alternatively, species richness may represent a trade-off between body size and abundance: if resources are limiting, then given that abundance decreases with increasing size, an area can either support many small, abundant species or few large, rare ones (Cousins 1989; Blackburn & Gaston 1996). Thus, species richness may be a consequence rather than a driver of body-size distributions. At present, we cannot readily distinguish between these possibilities. Greve *et al.* (2008) found that the body size in high-richness areas fell within the bounds of their null distributions. The discrepancy between these and our results is likely to be due to regional (South Africa) vs. global effects. Specifically, variation in global rates of speciation, extinction and immigration is expected to generate phylogenetically non-

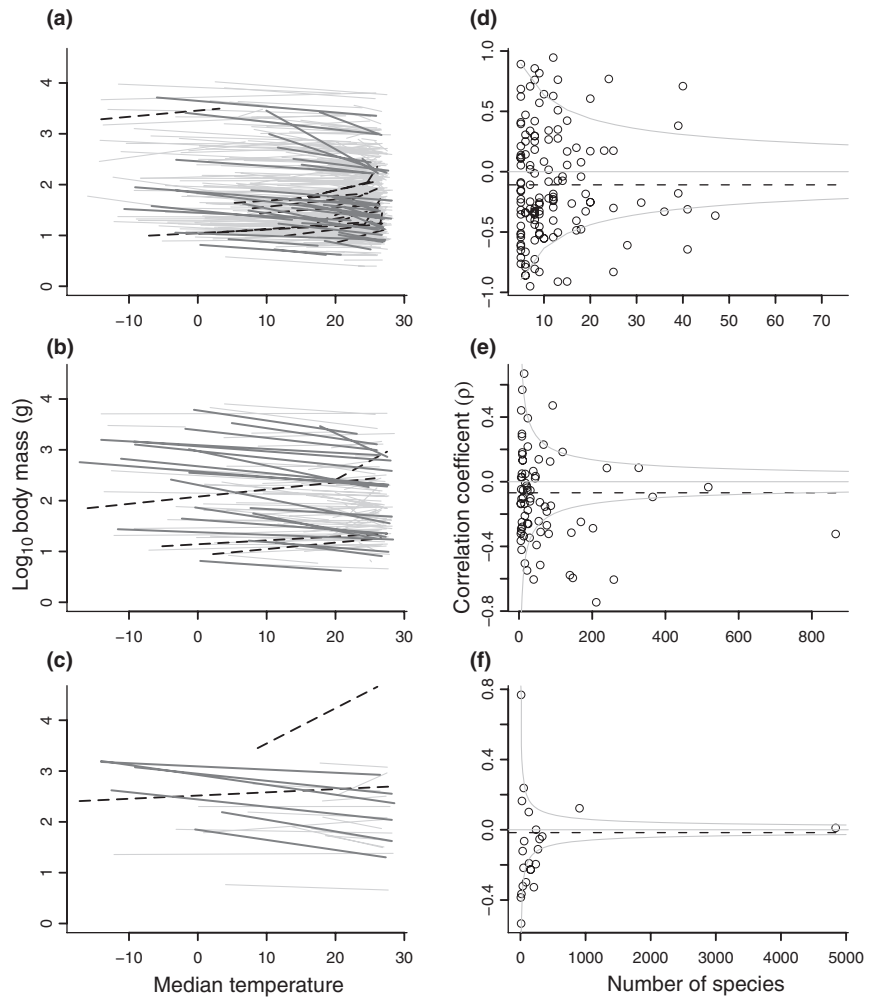


Figure 4 Body mass vs. median temperature for species within (a) genera, (b) families and (c) orders of birds. Each line represents a family or order with colours denoting significant slopes in the direction predicted by Bergmann's rule (dark grey), significant slopes in the opposing direction (dashed) and non-significant slopes (light grey). Transformed effect sizes vs. sample sizes for the relationship are also shown for (d) genera, (e) families and (f) orders along with the results of meta-analysis across taxa.

random species distributions, whereas at regional and local scales the phylogenetic pattern is probably much weaker. Furthermore, the range of variation in environmental variables in regional assemblages may be insufficient to drive strong patterns of geographic size variation (Meiri *et al.* 2007).

Most genera, families and orders did not show significant body size–temperature gradients, even when their geographical distributions encompassed large temperature variation (Fig. 4). This may be due to the large number of small-bodied species that migrate away from cold and seasonal regions when not breeding (Fig. S3). It can also reflect adaptations other than body size that increase fitness in harsh climates such as communal roosting (Marsh & Dawson 1989; Cartron *et al.* 2000; McKechnie & Lovegrove 2002). Interestingly, we found that large-bodied migratory or nomadic species were over-represented in warm climates, potentially supporting a hypothesis (Hamilton 1961; James 1970) that large-bodied taxa are at a disadvantage in tropical conditions (Table S5).

Taken together, global distributions of avian body masses are not simply reflections of processes at and within the species level. While environmental variables, in particular temperature, are certainly important determinants of body-size distributions, they cannot account by themselves for the whole, richly textured, pattern. Non-random patterns of community assemblage and geographic variation in the phylogenetic affinities of co-occurring taxa are also important drivers of global body-size distributions.

ACKNOWLEDGEMENTS

We thank M. Burgess, F. Eigenbrod and N. Pickup for help with digitising maps and Z. Cokeliss, J. Fulford and D. Fiedler for help with collating and entering species body masses. This work was funded by The Natural Environment Research Council. KJG holds a Royal Society-Wolfson Research Merit Award. N. Cooper, M. Dickinson, A. Diniz-Filho, S. Fritz, B. Hawkins, S. Holbrook, O. Jones, L. McInnes, M. Ollala-Tarraga, A. Phillimore, A. Pigot, A.

Purvis, D. Storch, N. Toomey, U. Roll, C. Walters and two anonymous referees made valuable comments on earlier drafts of this manuscript.

REFERENCES

- Bergmann, K. (1847). Ueber die verhältnisse der warmeconomie der thiere zu ihrer grosse. *Gott. stud.*, 3, 595–708.
- Blackburn, T.M. & Gaston, K.J. (1996). Spatial patterns in the body sizes of bird species in the New World. *Oikos*, 77, 436–446.
- Blackburn, T.M. & Gaston, K.J. (2005). Biological invasions and the loss of birds on islands: insights into the idiosyncrasies of extinction. In: *Exotic Species: A Source of Insight into Ecology, Evolution, and Biogeography* (eds Sax, D.F., Gaines, S.D. & Stachowicz, J.J.). Sinauer Associates Inc., Sunderland, Maine, pp. 85–110.
- Blackburn, T.M., Gaston, K.J. & Loder, N. (1999). Geographic gradients in body size: a clarification of Bergmann's rule. *Divers. Distrib.*, 5, 165–174.
- Boyce, M.S. (1978). Climatic variability and body size variation in muskrats (*Ondatra zibethicus*) of North America. *Oecologia*, 36, 1–19.
- Brown, J.H. & Nicoletto, P.F. (1991). Spatial scaling of species composition: body masses of North American land mammals. *Am. Nat.*, 138, 1478.
- Calder, W.A. III (1974). Consequences of body size for avian energetics. In: *Avian Energetics* (ed. Paynter, R.A. Jr). Nuttall Ornithological Club, Cambridge, MA, pp. 86–151.
- Cardillo, M. (2002). Body size and latitudinal gradients in regional diversity of New World birds. *Glob. Ecol. Biogeogr.*, 11, 59–65.
- Cartron, J.-L.E., Kelly, J.F. & Brown, J.H. (2000). Constraints on patterns of covariation: a case study in strigid owls. *Oikos*, 90, 381–389.
- Chown, S.L. & Gaston, K.J. (1999). Exploring links between physiology and ecology at macro-scales: the role of respiratory metabolism in insects. *Biol. Rev.*, 74, 87–120.
- Clegg, S.M. & Owens, I.P.F. (2002). The 'island rule' in birds: medium body size and its ecological explanation. *Proc. R. Soc. Lond., B, Biol. Sci.*, 269, 1359–1365.
- Cousins, S.H. (1989). Species richness and the energy theory. *Nature*, 340, 350–351.
- Gaston, K.J. & Blackburn, T.M. (1995). Birds, body size and the threat of extinction. *Philos. Trans. R. Soc. Lond., B, Biol. Sci.*, 347, 205–212.
- Gaston, K.J., Chown, S.L. & Evans, K.L. (2008). Ecogeographical rules: elements of a synthesis. *J. Biogeogr.*, 35, 483–500.
- Geist, V. (1987). Bergmann's rule is invalid. *Can. J. Zool.*, 65, 1035–1038.
- Greve, M., Gaston, K.J., van Rensburg, B.J. & Chown, S.L. (2008). Environmental factors, regional body size distributions and spatial variation in body size of local avian assemblages. *Glob. Ecol. Biogeogr.*, 17, 514–523.
- Hamilton, T.H. (1961). The adaptive significance of intraspecific trends of variation in wing length and body size among bird species. *Evolution*, 15, 180–195.
- Hedges, L.V. & Olkin, I. (1985). *Statistical Methods for Meta-analysis*. Academic Press, San Diego, CA.
- James, F.C. (1970). Geographic size variation in birds and its relationship to climate. *Ecology*, 51, 365–390.
- Lindsey, C.C. (1966). Body sizes of poikilotherm vertebrates at different latitudes. *Evolution*, 20, 456–465.
- Littell, R.C., Milliken, G.A., Stroup, W.W. & Wolfinger, R.D. (1996). *SAS System for Mixed Models*. SAS Institute, Cary, NC.
- Marsh, R.L. & Dawson, W.R. (1989). Avian adjustments to cold. In: *Animal Adaptation to Cold* (ed. Wang, L.C.H.). Springer-Verlag, New York, pp. 206–253.
- McKechnie, A.E. & Lovegrove, B.G. (2002). Avian facultative hypothermic responses: a review. *Condor*, 104, 705–724.
- McNab, B.K. (1971). On the ecological significance of Bergmann's rule. *Ecology*, 52, 845–854.
- Meiri, S. & Dayan, T. (2003). On the validity of Bergmann's rule. *J. Biogeogr.*, 30, 331–351.
- Meiri, S. & Thomas, G.H. (2007). The geography of body size – challenges of the interspecific approach. *Glob. Ecol. Biogeogr.*, 16, 689–693.
- Meiri, S., Yom-Tov, Y. & Geffen, E. (2007). What determines conformity to Bergmann's rule? *Glob. Ecol. Biogeogr.*, 16, 788–794.
- New, M., Lister, D., Hulme, M. & Makin, I. (2002). A high-resolution data set of surface climate over global land areas. *Clim. Res.*, 21, 1–25.
- Olson, J.S. (1994a). *Global Ecosystem Framework – Definitions*. Available at: <http://edc2.usgs.gov/glcc/>. Last accessed 11 February 2004.
- Olson, J.S. (1994b). *Global Ecosystem Framework – Translation Strategy*. Available at: <http://edc2.usgs.gov/glcc/>. Last accessed 11 February 2004.
- Olson, D.M., Dinerstein, E., Wikramanayake, E.D., Burgess, N.D., Powell, G.V.N., Underwood, E.C. *et al.* (2001). Terrestrial ecoregions of the worlds: a new map of life on Earth. *Bioscience*, 51, 933–938.
- Orme, C.D.L., Davies, R.G., Burgess, M., Eigenbrod, F., Pickup, N., Olson, V.A. *et al.* (2005). Global hotspots of species richness are not congruent with endemism or threat. *Nature*, 436, 1016–1019.
- Orme, C.D.L., Davies, R.G., Olson, V.A., Thomas, G.H., Ding, T.-S., Rasmussen, P.C. *et al.* (2006). Global patterns of geographic range size in birds. *PLoS Biol.*, 4, 1276–1283.
- Quinn, G.P. & Keough, M.J. (2002). *Experimental Design and Data Analysis for Biologists*. Cambridge University Press, Cambridge, UK.
- Ramirez, L., Diniz-Filho, J.A.F. & Hawkins, B.A. (2008). Partitioning phylogenetic & adaptive components of the geographical body-size pattern of New World birds. *Glob. Ecol. Biogeogr.*, 17, 100–110.
- Rosenzweig, M.L. (1968). The strategy of body size in mammalian carnivores. *Am. Midl. Nat.*, 80, 299–315.
- Sibley, C.G. & Monroe, B.L. (1990). *Distribution and Taxonomy of Birds of the World*. Yale University Press, New Haven, CT.
- Steadman, D.W. (2006). *Extinction & Biogeography of Tropical Pacific Birds*. University of Chicago Press, Chicago.
- The International Satellite Land-Surface Climatology Project Initiative II (2004). *Fourier-adjusted, Sensor and Solar Zenith Angle Corrected, Interpolated, Reconstructed (FASIR) Adjusted Normalised Difference Vegetation Index (NDVI)*. Available at: http://islscep2.sesda.com/ISLSCP2_1/html_pages/groups/veg/fasir_ndvi_monthly_xdeg.html. Last accessed 17 November 2004.
- United States Geological Survey (2003). *Global 30-Arc-Second Elevation Data Set (GTOPO30)*. Available at: <http://edc.usgs.gov/products/elevation/gtopo30/gtopo30.html>. Last accessed 10 November 2003.
- Yom-Tov, Y. & Nix, H. (1986). Climatological correlates for body size of five species of Australian mammals. *Biol. J. Linn. Soc.*, 29, 245–262.

Zeveloff, S.I. & Boyce, M.S. (1988). Body size patterns in North American mammal faunas. In: *Evolution of Life Histories of Mammals Theory and Pattern* (ed. Boyce, M.S.). Yale University Press, New Haven, pp. 123–146.

SUPPORTING INFORMATION

Additional Supporting Information may be found in the online version of this article:

Figure S1 Predicted trends in mean \log_{10} body mass, averaged within latitudinal bands, with absolute latitude from linear models (a) within biomes and (b) comparing continental and island cells.

Figure S2 Global maps of the main environmental predictor variables: (a) mean annual temperature, (b) mean seasonality of NDVI and (c) inter-annual coefficient of variation in NDVI.

Figure S3 Proportional prevalence of different migratory behaviours (resident – dark grey; other – medium grey; migrant – light grey), categorized by body-size quartile and preference for tropical–subtropical (a) or temperate–polar (b) regions of the globe.

Table S1 Best-fit multivariate non-spatial ordinary least squares models of global patterns of avian body size in relation to environmental variables.

Table S2 Spatial generalized least square regression results of linear and quadratic relationships between avian body size and key environmental variables across grid cell values

Table S3 Non-spatial ordinary least squares regression results of linear and quadratic relationships between avian body size and key environmental variables across grid cell values.

Table S4 Significant relationships between median temperature of bird species ranges and body size within extant genera, families and orders containing more than four species.

Table S5 Chi-squared tests for differences in migratory behaviour between bird species in (a) tropical–subtropical and (b) temperate–polar climates.

Appendix S1 List of references for avian body sizes, organized by document type.

Please note: Wiley-Blackwell are not responsible for the content or functionality of any supporting materials supplied by the authors. Any queries (other than missing material) should be directed to the corresponding author for the article.

Editor, David Storch

Manuscript received 4 September 2008

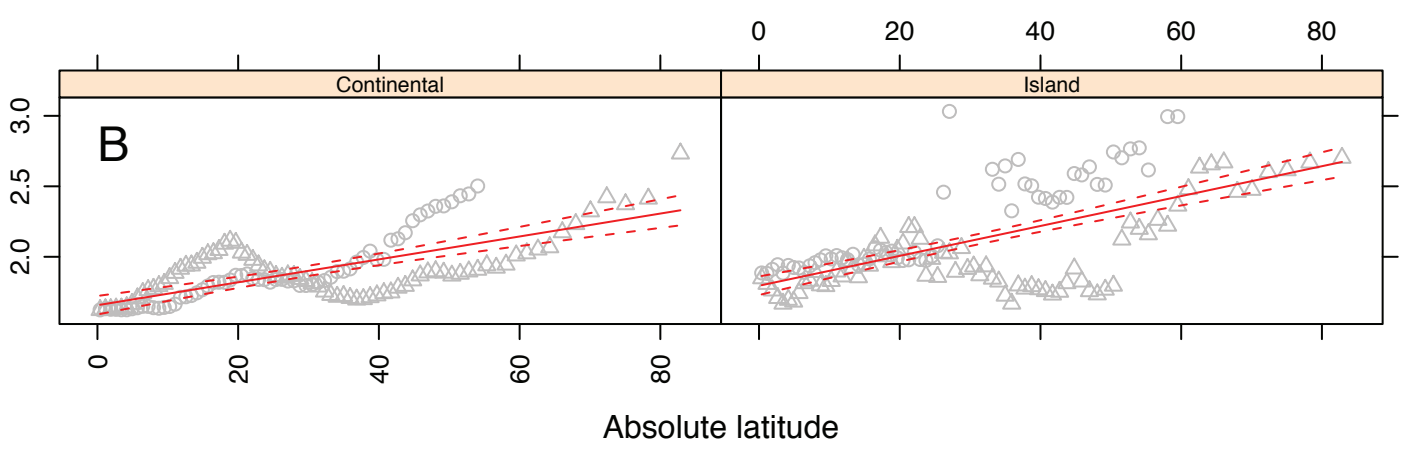
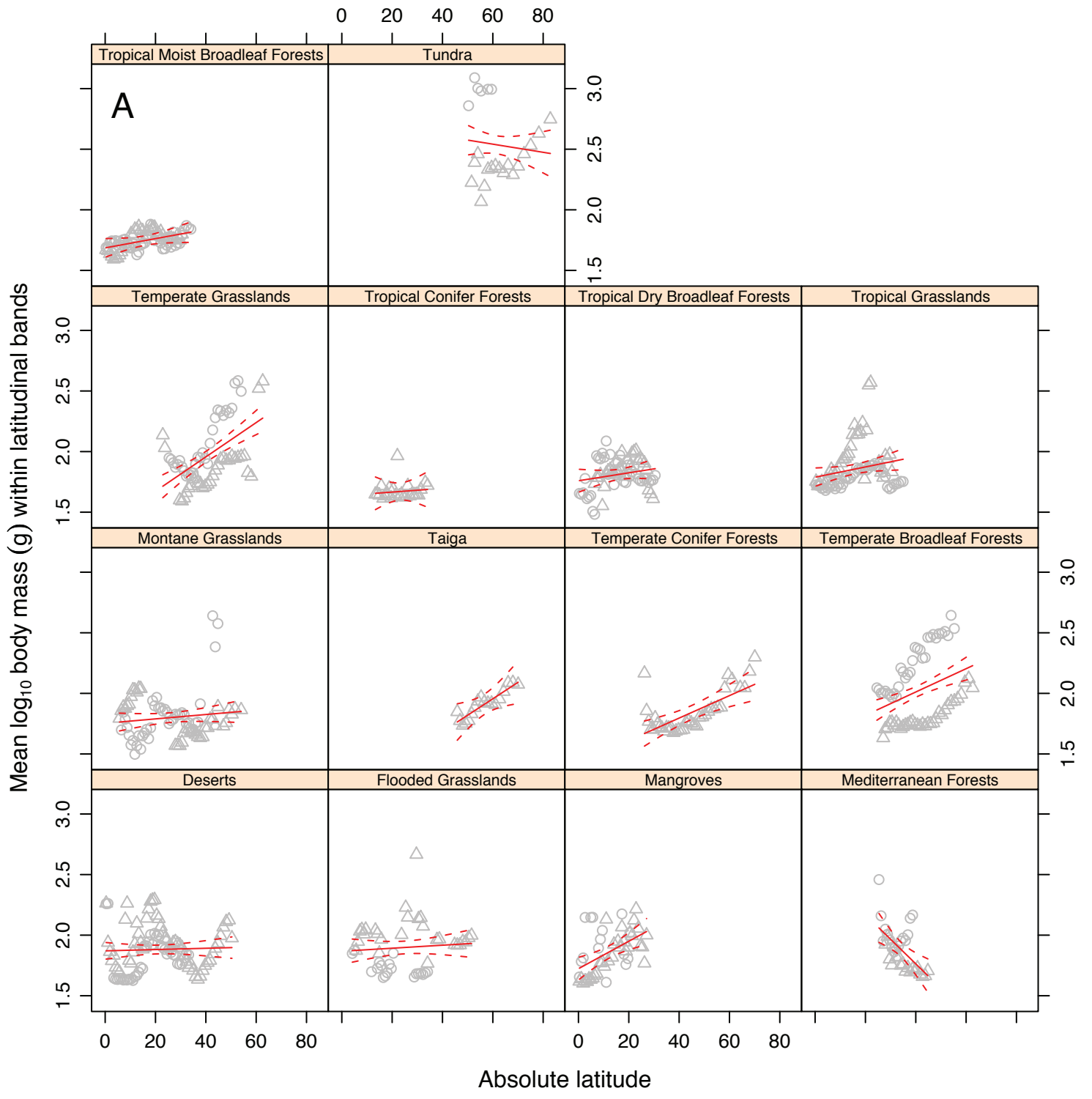
First decision made 6 October 2008

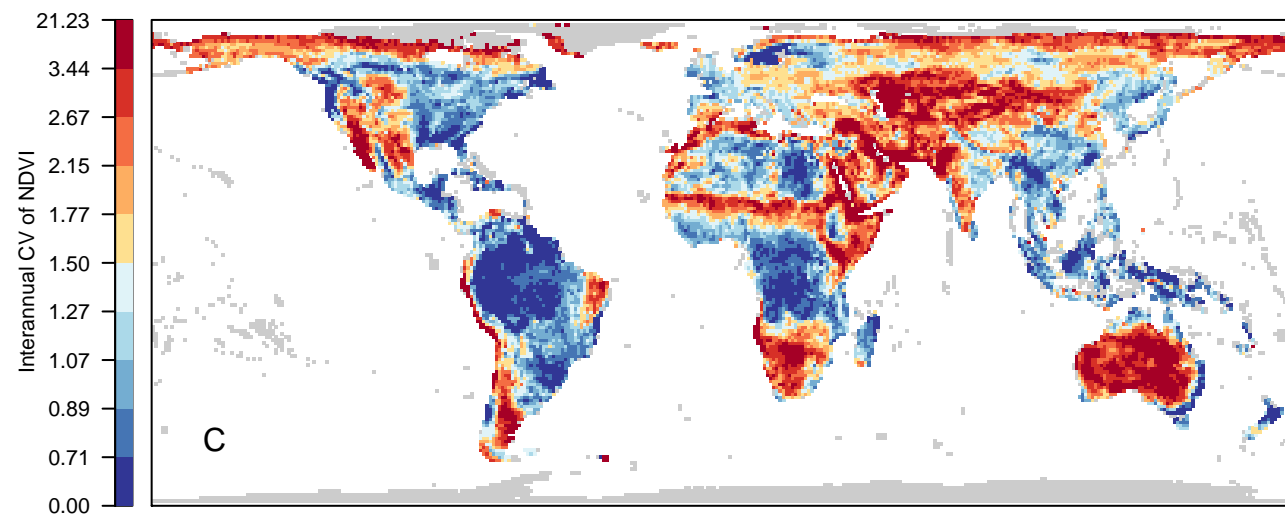
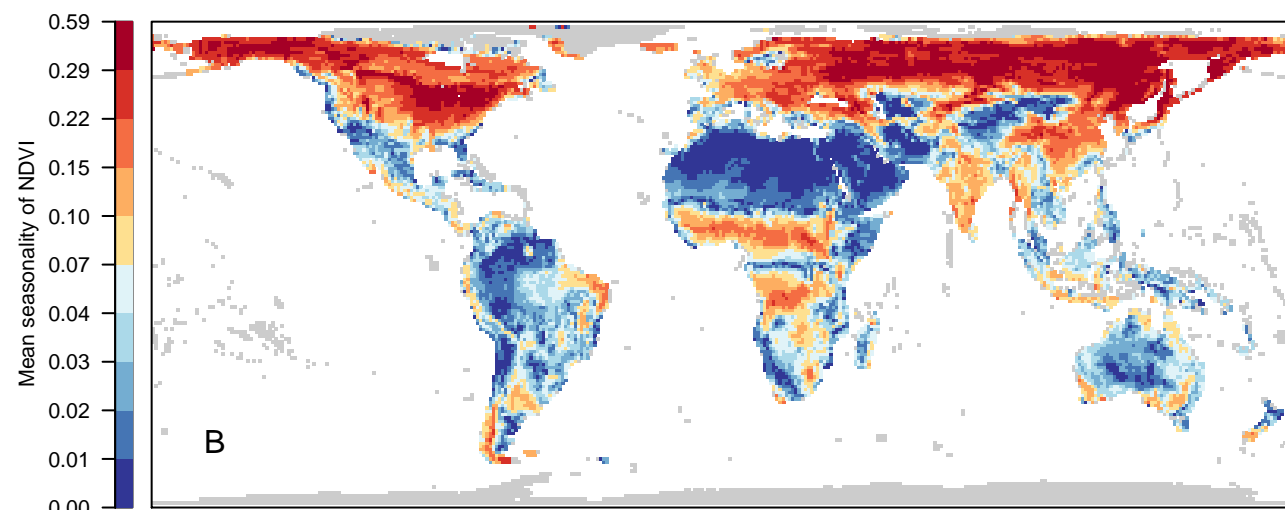
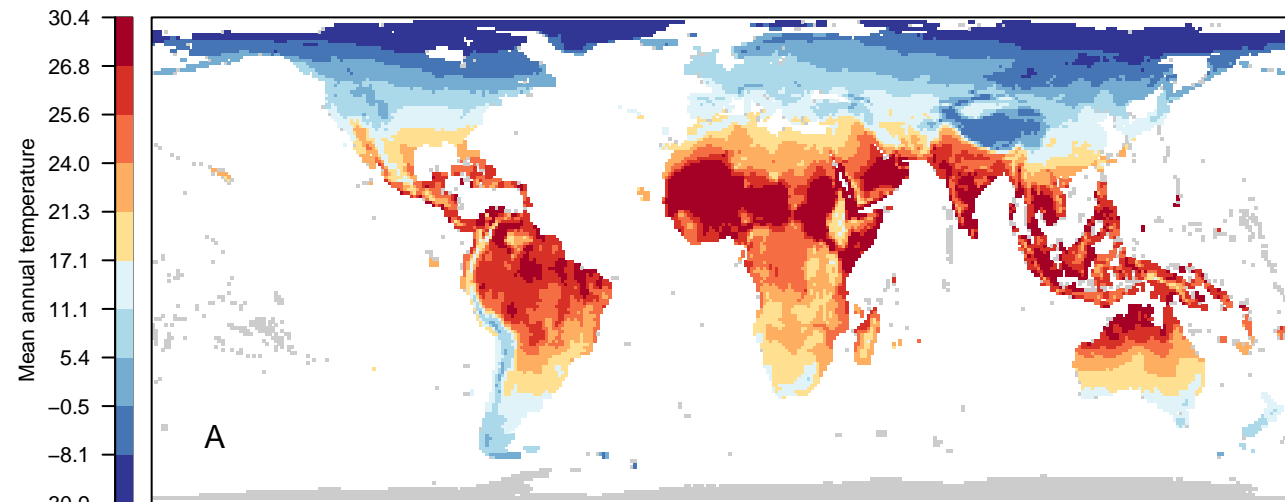
Second decision made 3 December 2008

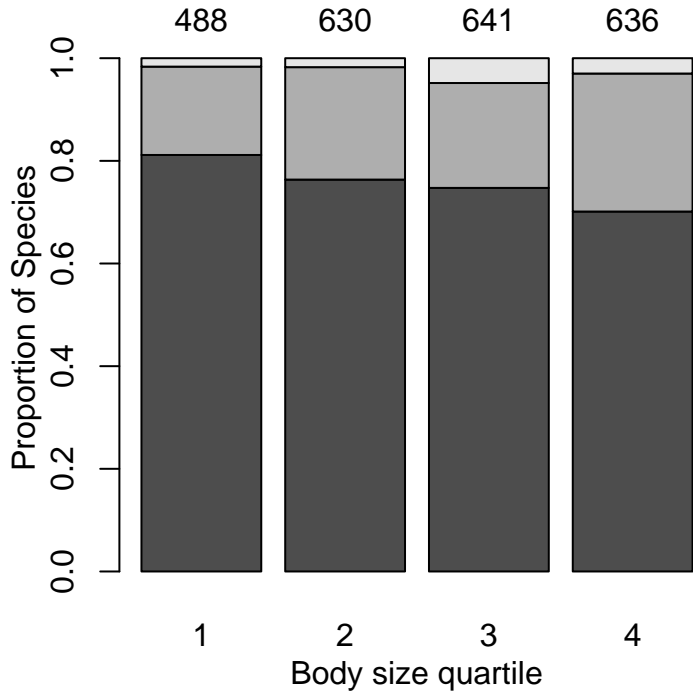
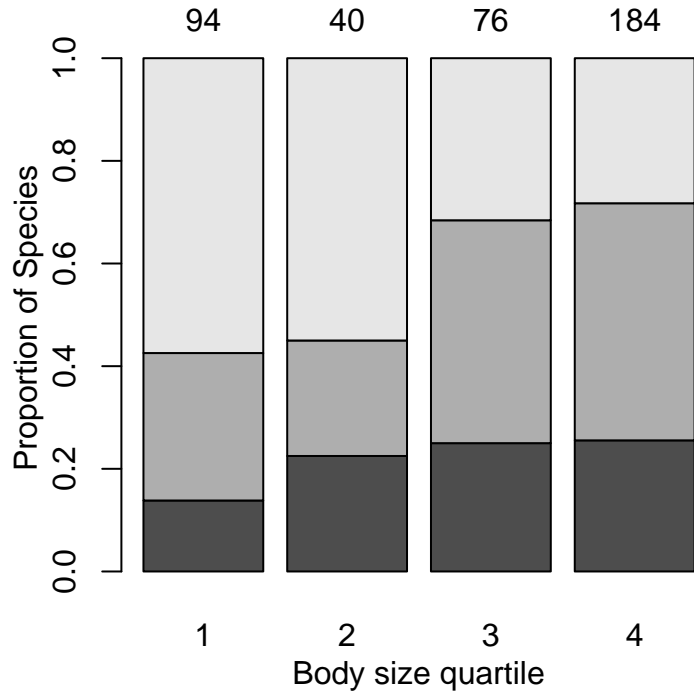
Third decision made 21 December 2008

Fourth decision made 2 January 2009

Manuscript accepted 7 January 2009





A**B**

Supplementary Table S1: Best-fit multivariate non-spatial OLS models of global patterns of avian body size in relation to environmental variables. Models are shown a) including and b) excluding species richness as a covariate. The estimated slope and standard error (SE) are shown along with the F-ratio. Significance is indicated as follows: * $p < 0.05$, ** $p < 0.01$, *** $p < 0.001$, **** $p < 0.0001$.

Predictor	a) Including species richness: AIC _{OLS} = -6305.4			b) Excluding species richness: AIC _{OLS} = -5481.7		
	Slope	se	F _{1,13940}	Slope	se	F _{1,13942}
Intercept	5.171	0.144		6.148	0.144	
Log ₁₀ Land Area	-0.571	0.036	257.76****	-0.843	0.035	577.28****
Species richness	0.00037	0.000068	28.79****	-	-	-
Sqrt Species richness	-0.0305	0.0021	216.98****	-	-	-
Temperature						
Mean annual	-0.036	0.0012	959.33****	-0.043	0.0015	801.07****
Mean annual ²	0.00037	0.000014	729.37****	0.00045	0.000018	619.46****
Amplitude	-0.0065	0.00034	372.48****	0.0032	0.00068	22.11****
Amplitude ²	-	-	-	-0.00017	0.000013	173.68****
NDVI						
Log ₁₀ NDVI	-0.533	0.186	8.24**	-2.35	0.160	214.91****
Log ₁₀ NDVI ²	-1.203	0.649	3.43*	2.179	0.615	12.57***
Log ₁₀ Seasonality	1.455	0.184	62.77****	1.392	0.191	52.95****
Log ₁₀ Seasonality ²	-3.558	1.261	7.96**	-3.412	1.328	6.60*
Log ₁₀ CV NDVI	0.126	0.0177	50.52****	-0.063	0.016	15.61****
Log ₁₀ CV ² NDVI	-	-	-	-	-	-
Landcover variability	0.0019	0.00043	19.23****	-	-	-
Elevation						
Log ₁₀ Elev. Range	0.239	0.028	72.65****	0.319	0.0275	135.35****
Log ₁₀ Elev. Range ²	-0.062	0.0054	132.26****	-0.080	0.0052	235.82****

Supplementary Table S2: Spatial GLS regression results of linear and quadratic relationships between avian body size and key environmental variables across grid cell values. Models contain either only linear values (L), only quadratic values (Q), or both linear and quadratic forms (LQ). Associated degrees of freedom were either 13,950 in the case of (L) and (Q) or 13,949 (LQ). The model for each variable with the best AIC is shown in bold. All analyses controlled for cell land area, as well as species richness (range of slopes: 0.00128 – 0.00145, range of standard errors: 0.000058 – 0.000061) and the square root of species richness (range of slopes: -0.079 – -0.073, range of standard errors: 0.00209 – 0.00223). Significance levels are indicated as in Table 2.

Predictor	Terms	AIC	Slope	se	F
Log ₁₀ Elevation Range	L	-33876.9-1.5E-02		2.0E-03	56.66****
	Q	-33882.5 -3.3E-03		4.0E-04	65.85****
	LQ	-33878.21.7E-02		9.5E-03	3.21
			-6.6E-03	1.9E-03	12.11***
Log ₁₀ Mean Elevation	L	-33981.4-4.2E-02		3.3E-03	161.93****
	Q	-33994.9-8.5E-03		6.4E-04	179.40****
	LQ	-33999.06 .8E-02		2.1E-02	10.04**
			-2.1E-02	4.1E-03	27.01****
Temperature	L	-33817.04.6E-07		3.0E-04	0.00
	Q	-33812.26.9E-06		3.3E-06	4.42*
	LQ	-33950.4 -2.2E-02		1.8E-03	158.94****
			2.5E-04	1.9E-05	162.71****
Temperature Amplitude	L	-33830.31 .4E-03		3.8E-04	12.91****
	Q	-33814.42.0E-05		9.7E-06	4.26*
	LQ	-33818.43.6E-03		8.9E-04	16.50****
			-6.0E-05	2.3E-05	7.76**
Log ₁₀ NDVI	L	-33827.2-2.8E-02		3.5E-02	0.62
	Q	-33829.9 -1.1E-01		1.2E-01	0.95
	LQ	-33827.65.1E-02		1.1E-01	0.20
			-2.7E-01	3.8E-01	0.53
Log ₁₀ Seasonality of NDVI	L	-33835.31.2E-01		5.6E-02	4.58*
	Q	-33835.84.1E-01		5.1E-01	0.65
	LQ	-33841.83 .3E-01		1.1E-01	8.54**
			-2.2E+00	1.0E+00	4.61*
Log ₁₀ CV of NDVI	L	-33841.53.9E-02		9.2E-03	17.67****
	Q	-33842.93 .8E-02		8.7E-03	19.22****
	LQ	-33837.65.8E-03		2.8E-02	0.04
			3.3E-02	2.6E-02	1.59
Landcover Variability	L	-33816.61 .4E-04		1.8E-04	0.65
	Q	-33809.53.5E-06		6.0E-06	0.34
	LQ	-33796.84.1E-04		5.2E-04	0.60

-9.6E-06

1.8E-05

0.29

Supplementary Table S3: Non-spatial OLS regression results of linear and quadratic relationships between avian body size and key environmental variables across grid cell values. Models contain either only linear values (L), only quadratic values (Q), or both linear and quadratic forms (LQ). Associated degrees of freedom were either 13,956 in the case of (L) and (Q) or 13,955 (LQ). The model for each variable with the best AIC is shown in bold. All analyses controlled for cell land area, as well as species richness (range of slopes: -0.00017– 0.00046, range of standard errors: 0.000054 – 0.000066) and the square root of species richness (range of slopes: -0.0385 – -0.0178, range of standard errors: 0.00153– 0.00197). Significance levels are indicated as in Table 2.

Predictor	Terms	AIC	Slope	se	F
Log ₁₀ Elevation Range	L	-4100.0	-0.06567	0.003516	348.86****
	Q	-4137.0	-0.01305	0.000661	390.24****
	LQ	-4185.6	0.2098	0.02855	54.03****
			-0.05225	0.005373	94.55****
Log ₁₀ Mean Elevation	L	-4661.5	-0.1352	0.00442	935.58****
	Q	-4713.4	-0.0257	0.000815	994.73****
	LQ	-4747.4	0.2451	0.03942	38.65****
			-0.07068	0.007281	94.23****
Temperature	L	-3881.3	-0.00184	0.00016	132.72****
	Q	-3780.1	-1.00E-05	1.96E-06	39.77****
	LQ	-5156.8	-4.04E-02	0.001058	1459.87****
			0.000477	0.000013	1358.17****
Temperature Amplitude	L	-3835.5	0.001475	0.000159	86.55****
	Q	-3944.5	4.20E-05	2.96E-06	204.77****
	LQ	-4152.5	-0.00798	0.000535	222.95****
			0.000185	0.00001	342.32****
Log ₁₀ NDVI	L	-4077.8	-0.7344	0.04098	321.16****
	Q	-4152.7	-3.0625	0.1541	395.19****
	LQ	-4167.8	0.6137	0.1482	17.16****
			-5.286	0.5584	89.61****
Log ₁₀ Seasonality of NDVI	L	-4048.8	0.7165	0.04686	233.78****
	Q	-4028.9	5.1567	0.3563	209.42****
	LQ	-4051.6	0.8319	0.168	24.52****
			-0.9132	1.2765	0.51
Log ₁₀ CV of NDVI	L	-4143.7	0.2455	0.01241	391.1****
	Q	-4083.3	0.2265	0.01249	329.17****
	LQ	-4165.5	0.5259	0.05657	86.42****
			-0.2885	0.05678	25.81****
Landcover Variability	L	-3930.1	-0.00479	0.000357	180.46****
	Q	-3922.8	-1.70E-04	1.30E-05	179.77****
	LQ	-3915.7	-0.00255	0.001199	4.52*
			-0.00008	0.000043	3.84

Supplementary Table S4: Significant relationships between median temperature of bird species ranges and body size within extant genera, families and orders containing more than four species. Taxa in italics show a slope opposite to that predicted by Bergmann's rule. Significance levels are indicated as in Table 1. Passerine taxa are indicated (+).

Taxon	N	Slope	Taxon	N	Slope
Genera			Genera (continued)		
<i>Pteroglossus</i>	13	-0.128*	<i>Philydor</i> ⁺	120	0.024*
<i>Porphyrio</i>	5	-0.076*	<i>Grallaria</i> ⁺	250	0.030*
<i>Cercomacra</i> ⁺	9	-0.059*	<i>Chamaeza</i> ⁺	50	0.033*
<i>Euplectes</i> ⁺	16	-0.058****	<i>Myzomela</i> ⁺	210	0.036*
<i>Spizaetus</i>	8	-0.050*	<i>Illadopsis</i> ⁺	90	0.048**
<i>Gallirallus</i>	6	-0.045*	<i>Sarothrura</i>	80	0.055**
<i>Andropadus</i> ⁺	12	-0.041*	<i>Cacicus</i> ⁺	70	0.058*
<i>Campylorhamphus</i> ⁺	5	-0.040*	<i>Amaurornis</i>	50	0.217*
<i>Agapornis</i>	9	-0.037*	<i>Napothera</i> ⁺	70	0.217*
<i>Geositta</i> ⁺	10	-0.028*	<i>Malacopteron</i> ⁺	60	0.794*
<i>Sylvietta</i> ⁺	9	-0.027**	Families		
<i>Galerida</i> ⁺	6	-0.026*	Megapodiidae	13	-0.062*
<i>Lampornis</i>	5	-0.025*	Podicipedidae	20	-0.029**
<i>Apalis</i> ⁺	19	-0.022**	Rhinocryptidae ⁺	27	-0.028*
<i>Puffinus</i>	17	-0.022*	Corvidae ⁺	517	-0.027****
<i>Malacoptila</i>	7	-0.022**	Apodidae	81	-0.021**
<i>Sicalis</i> ⁺	9	-0.020*	Spheniscidae	16	-0.020*
<i>Ploceus</i> ⁺	51	-0.020*	Sulidae	8	-0.020*
<i>Aulacorhynchus</i>	6	-0.017*	Pardalotidae ⁺	58	-0.018**
<i>Pterocles</i>	13	-0.017*	Phalacrocoracidae	30	-0.015**
<i>Dendrocopos</i>	21	-0.016***	Phasianidae	169	-0.014****
<i>Pachycephala</i> ⁺	26	-0.016**	Falconidae	59	-0.013*
<i>Phalacrocorax</i>	30	-0.015**	Cisticolidae ⁺	92	-0.011*
<i>Sericornis</i> ⁺	12	-0.015*	Laridae	119	-0.011***
<i>Veniliornis</i>	12	-0.015*	Accipitridae	211	-0.010**
<i>Metallura</i>	6	-0.014*	Alaudidae ⁺	76	-0.010***
<i>Carpodacus</i> ⁺	17	-0.013*	Regulidae ⁺	5	-0.009*
<i>Haliaeetus</i>	7	-0.011*	Caprimulgidae	67	-0.008*
<i>Charadrius</i>	28	-0.010**	Pteroclididae	15	-0.008*
<i>Aegithalos</i> ⁺	5	-0.010*	Anatidae	143	-0.007**
<i>Caprimulgus</i>	47	-0.010*	Passeridae ⁺	327	-0.005***
<i>Regulus</i> ⁺	5	-0.009*	<i>Sylviidae</i> ⁺	4510	0.008***
<i>Dryocopus</i>	7	-0.009*	<i>Certhiidae</i> ⁺	870	0.013**
<i>Cranioleuca</i> ⁺	17	-0.009*	<i>Scolopacidae</i>	820	0.014***
<i>Progne</i> ⁺	6	-0.007*	<i>Bucerotidae</i>	480	0.074*
<i>Zonotrichia</i> ⁺	5	-0.007*	Orders		
<i>Dendroica</i> ⁺	27	-0.005**	Coraciiformes	132	-0.023*
<i>Parus</i> ⁺	470	0.007***	Apodiformes	85	-0.020**
<i>Bradypterus</i> ⁺	150	0.009*	Gruiformes	156	-0.020**
<i>Pheucticus</i> ⁺	60	0.010*	Strigiformes	235	-0.014**
<i>Icterus</i> ⁺	240	0.011*	Galliformes	206	-0.014****
<i>Anser</i>	100	0.012*	Anseriformes	156	-0.006**
<i>Pipilo</i> ⁺	70	0.015*	<i>Ciconiiformes</i>	9070	0.006***
<i>Alcippe</i> ⁺	130	0.017*	<i>Struthioniformes</i>	100	0.069**

Supplementary Table S5: Chi-square tests for differences in migratory behaviour between bird species in a) tropical-subtropical and b) temperate-polar climates. The bird species are divided by body-size quartiles (Q1 – Q4). Values are the observed numbers of species in each category and values in italics are the expected numbers. Significant departures from expected values (see Table 1 for levels) were tested using the normal approximation of the standardized Pearson residuals and are shown in bold.

	Q1	Q2	Q3	Q4
<i>a) tropical and subtropical climates ($\chi^2_6 = 31.31, p < 0.0001$)</i>				
Resident	396.0	481.0	479.0	446.0
	<i>367.2</i>	<i>474.0</i>	<i>482.3</i>	<i>478.5</i>
Other ¹	84.0*	138.0	131.0	171.0**
	<i>106.8</i>	<i>137.8</i>	<i>140.2</i>	<i>139.1</i>
Migrant	8.0	11.0	31**	19.0
	<i>14.1</i>	<i>18.2</i>	<i>18.5</i>	<i>18.3</i>
<i>b) temperate and polar climates ($\chi^2_6 = 29.79, p < 0.0001$)</i>				
Resident	13.0	9.0	19.0	47.0
	<i>21.0</i>	<i>8.9</i>	<i>17.0</i>	<i>41.1</i>
Other ¹	27.0	9.0	33.0	85.0
	<i>36.7</i>	<i>15.6</i>	<i>29.7</i>	<i>71.9</i>
Migrant	54.0**	22.0	24.0	52.0*
	<i>36.3</i>	<i>15.4</i>	<i>29.3</i>	<i>71.0</i>

1 – Includes partial migrants, nomads, and elevational migrants

Online Appendix 1 – List of references for avian body sizes, organised by document type.

A. Books, monographs, and reports (64 documents)

1. Ali, S. & Ripley, S.D. 1983. *Handbook of the birds of India and Pakistan*. Oxford University Press, Delhi, India.
2. Baker, E. 1921. *Gamebirds of India, Burma and Ceylon, Vol. II*. Bombay Natural History Society, Bombay, India.
3. Bannerman, D.A. & Bannerman, W.M. 1968. *Birds of the Atlantic Islands, IV. A history of the birds of the Cape Verde Islands*. Oliver & Boyd, London, U.K.
4. Brown, L. & Amadon, D. 1968. *Eagles, hawks and falcons of the world. Volume II*. Country Life Books, Middlesex, U.K.
5. Chasen, F.N. 1939. *The birds of the Malay Peninsula. A general account of the birds inhabiting the region from the Isthmus of Kra to Singapore with the adjacent islands. Vol. IV: The birds of the low-country jungle and scrub*. Witherby, H.F. & G., London, U.K.
6. Conner, R.N. et al. 2001. *The red-cockaded woodpecker - surviving a fire maintained ecosystem*. University of Texas Press, Texas, U.S.A.
7. Delacour, J. 1954. *The waterfowl of the world. Volume One*. Country Life Ltd., London, U.K.
8. Delacour, J. & Jabouille, P. 1927. *Recherches ornithologiques dans les provinces du Tranninh (Laos) de Thua-Thien et de Kontoum (Annam) et quelques autres régions de l'Indochine Française*. Archives d'Histoire Naturelle, Société National d'Acclimatation de France, Paris, France.
9. Delacour, J. & Amadon, D. 2004. *Curassows and related birds. 2nd edition*. Lynx Edicions and the National Museum of Natural History, Barcelona and New York, Spain and U.S.A.
10. Dunning, J.B. 1993. *CRC handbook of avian body masses*. CRC Press, Boca Raton, Fla., U.S.A.
11. Dunning, J.B. 2007. *CRC handbook of avian body masses, second edition*. CRC Press, Boca Raton, Fla., U.S.A.
12. duPont, J.E. 1971. *Philippine Birds*. Delaware Museum of Natural History, Greenville, Delaware, U.S.A.
13. Erritzoe, J. & Erritzoe, H. 1998. *Pittas of the world: a monograph of the pitta family*. Lutterworth Press, Cambridge, U.K.
14. French, R. 1991. *A guide to the birds of Trinidad and Tobago. 2nd ed.* Livingstone Press, Wynnewood, U.S.A.
15. Forshaw, J.M. & Cooper, W.T. 1989. *Parrots of the world: third (revised) edition*. Blandford Press, London, U.K.
16. Forshaw, J.M. & Cooper, W.T. 2002. *Turacos: a natural history of the Musophagidae*. Nokomis Editions, Melbourne, Vic., Australia.
17. Gilliard, E.T. 1969. *Birds of paradise and bowerbirds*. Weidenfeld and Nicolson, London, U.K.
18. Grant, P.J. 1982. *Gulls: a guide to identification*. T & AD Poyser, Calton, Staffordshire, U.K.

19. Grossman, M.L. & Hamlet, J. 1964. *Birds of prey of the world*. Bonanza Books, New York, New York.
20. Hachisuka, M. Hon. 1932. *The birds of the Philippine Islands. With notes on the Mammal Fauna. Vol. I, Parts I & II, Galliformes to Pelecaniformes*. Witherby, H.F. & G., London, U.K.
21. Hachisuka, The Marquess. 1935. *The birds of the Philippine Islands. With notes on the Mammal Fauna. Vol. II, Parts III & IV, Accipitriformes to Passeriformes (Timalidae)*. Witherby, H.F. & G., London, U.K.
22. Hancock, J.A. et al. 1992. *Storks, ibises and spoonbills of the world*. Academic Press, London, U.K.
23. Harrison, C.S. 1990. *Seabirds of Hawaii: natural history and conservation*. Cornell University Press, Ithaca, NY, U.S.A.
24. Hartlaub, G. 1877. *Die Vogel Madagascars und der benachbarten Inselgruppen. Ein Beitrag zur Zoologie der athiopischen Region*. H.W. Schmidt, Halle, Germany.
25. Haverschmidt, F. 1968. *Birds of Surinam*. Oliver & Boyd, Edinburgh, U.K.
26. Heather, B. & Robertson, H. 1997. *The field guide to the birds of New Zealand*. Oxford University Press, Oxford, Oxford.
27. Hilty, S.L. & Brown, W.L. 1986. *A guide to the birds of Colombia*. Princeton University Press, Princeton, Princeton.
28. Innes, J. & Flux, I. 1999. *North Island kokako recovery plan. 1999-2009. Report No. 30. Threatened species recovery plan*. New Zealand Department of Conservation (Te Papa Atawhai), Wellington, New Zealand.
29. Inskipp, C. & Inskipp, T. 1983. *Report on a survey of Bengal floricans, Houbaropsis bengalensis in Nepal and India, 1982*. Report No. 2. Study Report. International Council for Bird Preservation, Cambridge, U.K.
30. Isler, M.L. & Isler, P.R. 1999. *The tanagers: natural history, distribution, and identification*. Smithsonian Institution Press, Washington, D.C., U.S.A.
31. Johnsgard, P.A. 1978. *Ducks, geese, and swans of the world*. University of Nebraska Press, Lincoln, NB, U.S.A.
32. Johnsgard, P.A. 1988. *The quails, partridges, and francolins of the world*. Oxford University Press, New York, U.S.A.
33. Johnsgard, P.A. 1991. *Bustards, hemipodes, and sandgrouse: birds of dry places*. Oxford University Press, Oxford, U.K.
34. Johnsgard, P.A. 1997. *The avian brood parasites: deception at the nest*. Oxford University Press, Oxford, U.K.
35. Johnsgard, P.A. 1999. *Pheasants of the world: biology and natural history. 2nd ed*. Swan Hill Press, Shrewsbury, U.K.
36. Johnsgard, P.A. 2000. *Trogons and quetzals of the world*. Smithsonian Institution Press, Washington, D.C., U.S.A.
37. Kear, J. & Duplaix-Hall, N. 1975. *Flamingos*. T & AD Poyser, Berkhamsted, U.K.
38. Kennedy, R.S. et al. 2000. *A guide to the birds of the Philippines*. Oxford University Press, New York, U.S.A.

39. La Touche, J.D.D. 1930. *A handbook of the birds of Eastern China (Chihli, Shantung, Kiangsu, Anhwei, Kiangsi, Chekiang, Fohkien, and Kwangtung Provinces). Vol. I.* Taylor and Francis, London, U.K.
40. La Touche, J.D.D. 1934. *A handbook of the birds of Eastern China (Chihli, Shantung, Kiangsu, Anhwei, Kiangsi, Chekiang, Fohkien, and Kwangtung Provinces). Vol. II.* Taylor and Francis, London, U.K.
41. Low, R., 1990. *Macaws: a complete guide.* Merehurst, London, U.K.
42. Low, R., 1992. *Parrots in aviculture.* Silvio Mattacchione & Co., Pickering, ON, Canada.
43. Low, R., 1998. *Hancock House encyclopedia of the lories.* Hancock House, Surrey, B.C., Canada.
44. MacLean, G.L. 1993. *Roberts' birds of Southern Africa, 6th ed.* New Holland Publishers, London, U.K.
45. Mees, G.F. 1957. *A systematic review of the Indo-australian Zosteropidae (Parts I-III).* E.J. Brill, Leiden, Netherlands.
46. Mundy, P. et al. 1992. *The vultures of Africa.* Academic Press, London, U.K.
47. Nelson, B.J. 1978. *The Sulidae: gannets and boobies.* Oxford University Press, Oxford.
48. Rand, A.L. & Gilliard, E.T. 1967. *Handbook of New Guinea birds.* Weidenfeld and Nicolson, London, U.K.
49. Ripley, S. D. 1977. *Rails of the world: a monograph of the family Rallidae.* David R. Godine, Boston, Mass., U.S.A.
50. Rising, J.D. & Beadle, D.D. 1996. *A guide to the identification and natural history of the sparrows of the United States and Canada.* Academic Press, London, U.K.
51. Setiawan, I. 1996. *The status of Cacatua sulphurea parvula on Nusa Penida, Bali and Sumbawa West Nusa Tenggara.* Report No. 6. Indonesia Programme. PHPA/Birdlife International, Bogor, Indonesia.
52. Short, L.L. 1982. *Woodpeckers of the world.* Delaware Museum of Natural History, Greenville, Delaware, U.S.A.
53. Sick, H. 1993. *Birds in Brazil.* Princeton University Press, Princeton, U.S.A.
54. Silva, T. & Peake, E. 1993. *A monograph of macaws and conures.* Silvio Mattacchione & Co., Pickering, ON, Canada.
55. Simmons, R.E. 2003. *Harriers of the world: their behaviour and ecology.* Oxford University Press, Oxford, U.K.
56. Smithe, F.B. 1966. *The birds of Tikal.* Natural History Press, Garden City, U.S.A.
57. Snow, D. 1982. *The cotingas: bellbirds, umbrellabirds and their allies.* British Museum (Natural History), Oxford, Oxford.
58. Summers-Smith, J.D. 1988. *The sparrows: a study of the genus Passer.* T & AD Poyser, Calton, Staffordshire, U.K.
59. Teixeira, D.M. & de Almeida, A.C.C. 1997. *A biologia de "Escarradeira" Xipholena atropurpurea (Wied, 1820) (Aves, Cotingidae).* Veracruz Florestal Ltd., Eunapolis, Brazil.
60. Tyler, S. & Ormerod, S. 1994. *The dippers.* T & AD Poyser, London, U.K.

61. Verheyen, W.N. 1965. *Der Kongopfau (Afropavo congensis Chapin, 1936)*. Westarp Wissenschaften, Hohenwarsleben, Germany.
 62. von Mueller, J.W. Baron, 1853. *Beitraege zur Ornithologie Afrika's*. Verlag der koenigl. Hofbuchdruckerei, Stuttgart, Germany.
 63. Wells, D.R. 1999. *The birds of the Thai-Malaya Peninsula. Vol 1. Non-passerines*. Princeton University Press, Princeton, NJ, U.S.A.
 64. Wetmore, A. 1968. *The birds of the Republic of Panama. Pt. 2*. Smithsonian Miscellaneous Collection 150:1-605.
 65. Zann, R.A. 1996. *The zebra finch: a synthesis of field and laboratory studies*. Oxford University Press, Oxford, U.K.
- B. Multi-volume regional or taxonomic monograph series (157 documents in 8 series)
1. *Bird families of the world* – Oxford University Press, Oxford, U.K.
 - i. Davies, S.J.J.F. et al. 2002. *Ratites and tinamous*.
 - ii. de Brooke, M.L. 2004. *Albatrosses and petrels across the world*.
 - iii. Fjeldsa, J. 2004. *The grebes, Podicipedidae*.
 - iv. Frith, C.B. & Frith, D.W. 2004. *The bowerbirds, Ptilonorhynchidae*.
 - v. Frith, C.B. et al. 1998. *The birds of Paradise. Paradisaeidae*.
 - vi. Gaston, A.J. & Jones, I.L. 1998. *The auks*.
 - vii. Holyoak, D.T. & Woodcock, M. 2001. *Nightjars and their allies: the Caprimulgiformes*.
 - viii. Jones, D.N. et al. 1995. *The megapodes: Megapodiidae*.
 - ix. Kear, J. & Hulme, M. 2005. *Ducks, Geese and Swans (Volume 1)*.
 - x. Kear, J. & Hulme, M. 2005. *Ducks, Geese and Swans (Volume 2)*.
 - xi. Kemp, A. & Woodcock, M. 1995. *The hornbills: Bucerotiformes*.
 - xii. Payne, R.B. et al. 2005. *The cuckoos*.
 - xiii. Rowley, I. & Russell, E. 1997. *Fairy-wrens and grasswrens, Maluridae*.
 - xiv. Short, L.L. & Horne, J.F.M. 2001. *Toucans, barbets and honeyguides: Ramphastidae, Capitonidae and Indicatoridae*.
 - xv. Williams, T.D. 1995. *The penguins, Spheniscidae*.
 2. *Birds of Africa* – Academic Press, London, U.K.
 - i. Brown, L.H. et al. 1982. *Volume I. Ostriches to birds of prey*.
 - ii. Fry, C.H. et al. 1988. *Volume III. Parrots to woodpeckers*.
 - iii. Fry, C.H. et al. 2000. *Volume VI. Picathartes to oxpeckers*.
 - iv. Fry, C.H. & Keith, S. 2004. *Vol. VII. Sparrows to buntings*.
 - v. Keith, S. et al. 1992. *Volume IV. Broadbills to chats*.
 - vi. Urban, E.K. et al. 1986. *Volume II. Game birds to pigeons*.
 - vii. Urban, E.K. et al. 1997. *Volume V. Thrushes to puffback flycatcher*.
 3. *Birds of North America* – (A. Poole, P. Stettenheim, & F. Gill, eds.) Academy of Natural Sciences (Philadelphia, PA, U.S.A.), and American Ornithologists' Union (Washington, D.C., U.S.A.), *OR Birds of North America, Inc.*, Philadelphia, PA, U.S.A., *OR Birds of North America Online* (A. Poole, ed.) Cornell Laboratory of Ornithology, Ithaca, NY, U.S.A.; Retrieved from: <http://bna.birds.cornell.edu/bna/species>
 - i. Ainley, D.G. et al. 1997. Townsend's and Newell's Shearwater (*Puffinus auricularis*). Report No. 297.

- ii. Baker, H. & Baker, P.E. 2000. Maui 'Alauatio (*Paroreomyza montana*). Report No. 504.
- iii. Baker, P.E. & Baker, H. 2000. Kakawahie (*Paroreomyza flammea*), O'ahu 'Alauahio (*Paroreomyza maculata*). Report No. 503.
- iv. Banko, P.C. et al. 1999. Hawaiian Goose, Nene (*Branta sandwicensis*). Report No. 434.
- v. Banko, P.C. et al. 2002. Hawaiian Crow (*Corvus hawaiiensis*). Report No. 648.
- vi. Banko, P.C. et al. 2002. Palila (*Loxioides bailleui*). Report No. 679.
- vii. Barr, J.F. et al. 2000. Red-throated Loon (*Gavia stellata*).
<http://bna.birds.cornell.edu/bna/species/513>
- viii. Benkman, C.W. 1992. White-winged crossbill (*Loxia leucoptera*). Report No. 27.
- ix. Berlin, K.E. & Vangelder, E.M. 1999. Akohekohe (*Palmeria dolei*). Retrieved from: <http://bna.birds.cornell.edu/bna/species/400>
- x. Boag, D.A. & Schroeder, M.A. 1992. Spruce grouse (*Dendragapus canadensis*). Report No. 5.
- xi. Briskie, J.V. 1993. Smith's longspur (*Calcarius pictus*). Report No. 34.
- xii. Brown, B.T. 1993. Bell's vireo (*Vireo belli*).
- xiii. Brown, C.R. et al. 1992. Violet-green swallow (*Tachycineta thalassina*). Report No. 14.
- xiv. Butler, R.W. 1992. Great blue heron (*Ardea herodias*). Report No. 25.
- xv. Calder, W.A. & Calder, L.L. 1992. Broad-tailed hummingbird (*Selasphorus platycercus*). Report No. 16.
- xvi. Cullen, S. A. et al. 1999. Eared Grebe (*Podiceps nigricollis*). Retrieved from: <http://bna.birds.cornell.edu/bna/species/433>
- xvii. Derrickson, K.C. & Breitwisch, R. 1992. Northern mockingbird (*Mimus polyglottos*). Report No. 7.
- xxviii. Drost, D.A. & Lewis, D.B. 1995. Xanthus' Murrelet (*Synthliboramphus hypoleucus*). Report No. 164.
- xix. Ellison, W.G. 1992. Blue-gray gnatcatcher (*Polioptila caerulea*). Report No. 23.
- xx. Engilis, A. et al. 2002. Hawaiian duck (*Anas wyvilliana*). Report No. 694.
- xxi. Enkerlin-Hoeflich, E.C. & Hogan, K.M. 1997. Red-crowned Parrot (*Amazona viridigenalis*). Retrieved from: <http://bna.birds.cornell.edu/bna/species/292>
- xxii. Ficken, M. & Ncedal, J. 1992. Mexican chickadee (*Parus sclateri*). Report No. 8.
- xxiii. Foster, J.T. et al. 2000. 'Akikiki (*Oremystis bairdi*). Report No. 552.
- xxiv. Gibbs, J. P. et al. 1992. American Bittern (*Botaurus lentiginosus*). Retrieved from: <http://bna.birds.cornell.edu/bna/species/018>
- xxv. Giesen, K.M. 1998. Lesser Prairie Chicken (*Tympanuchus pallidicinctus*). Report No. 364.

- xxvi. Gratto-Trevor, C.L. 1992. Semipalmated sandpiper (*Calidris pusilla*). Report No. 6.
- xxvii. Groschupf, K. 1992. Five-striped sparrow (*Aimophila quinquestriata*). Report No. 21.
- xxviii. Grzybowski, J.A. 1995. Black Capped Vireo (*Vireo atricapillus*). Report No. 181.
- xxix. Haig, S.M. 1992. Piping Plover (*Charadrius melodus*). Report No. 2.
- xxx. Hill, G.E. 1993. House Finch (*Carpodacus mexicanus*). Report No. 46.
- xxxi. Jackson, J.A. 1994. Red Cockaded Woodpecker (*Picoides borealis*). Report No. 88.
- xxxii. Jones, P.W. & Donovan, T.M. 1996. Hermit thrush (*Catharus guttatus*). Report No. 261.
- xxxiii. Keitt, S.S. et al. 2000. Black Vented Shearwater (*Puffinus opisthomelas*). Report No. 521.
- xxxiv. Knopf, F. L. 1996. Mountain Plover (*Charadrius montanus*). Report No. 211.
- xxxv. Kushlan, J.A. & Bildstein, K.L. 1992. White ibis (*Eudocimus albus*). Report No. 9.
- xxxvi. Ladd, C. & Gass, L. 1999. Golden-cheeked warbler (*Dendroica chrysoparia*). Report No. 420.
- xxxvii. Lepson, J.K. 1997. 'Anianiau (*Hemignathus parvus*). Report No. 312.
- xxxviii. Lepson, J.K. & Freed, L.A. 1997. 'Akepa (*Loxops coccineus*). Report No. 294.
- xxxix. Lepson, J.K. & Pratt, H.D. 1997. 'Akeke'e (*Loxops caeruleirostris*). Report No. 295.
 - xl. Lepson, J.K. & Woodworth, B.L. 2002. Hawai'i creeper (*Oreomystis mana*). Report No. 680.
 - xli. Lewis, J.C. 1995. Whooping crane (*Grus americana*). Report No. 153.
 - xlii. Lindey, G.D. et al. 1998. Hawai'i 'amakihi (*Hemignathus virens*), Kaua'i 'amakihi (*Hemignathus kauaiensis*), O'ahu 'amakihi (*Hemignathus chloris*), Greater 'amakihi (*Hemignathus sagittirostris*). Report No. 360.
 - xliii. McIntyre, J.W. & Barr, J.F. 1997. Common Loon (*Gavia immer*). Retrieved from: <http://bna.birds.cornell.edu/bna/species/313>
 - xliv. Meanley, B. 1992. King rail (*Rallus elegans*). Report No. 3.
 - xlv. Morin, M.P. et al. 1997. Laysan and Nihoa millerbird (*Acrocephalus familiaris*). Report No. 302.
 - xlvi. Morin, M.P. & Conant, S. 2002. Laysan finch (*Telespiza cantans*), Nihoa finch (*Telespiza ultima*). Report No. 639.
 - xlvii. Mueller, A.J. 1992. Inca dove (*Columbina inca*). Report No. 28.
 - xlviii. Muller, M.J. & Storer, R.W. 1999. Pied-billed grebe (*Podilymbus podiceps*). Report No. 410.
 - xlix. Naugler, C.T. 1993. American tree sparrow (*Spizella arborea*). Report No. 37.
 - 1. North, M.R. 1994. Yellow-billed loon (*Gavia adamsii*). Report No. 121.

- li. Parmelee, D.F. 1992. Snowy owl (*Nyctea scandiaca*). Report No. 10.
 - lii. Payne, R.B. 2006. Indigo Bunting (*Passerina cyanea*). Retrieved from: <http://bna.birds.cornell.edu/bna/species/004>
 - liii. Pratt, T.K. et al. 1997. Po'ouli (*Melamprosops phaeosoma*). Report No. 272.
 - liv. Pratt, T.K. et al. 2001. Akiapola'au (*Hemignathus munroi (wilsoni)*), Nukapia (*Hemignathus lucidus*). Report No. 600.
 - lv. Robbins, M.B. & Dale, B.C. 1999. Sprague's Pipit (*Anthus spragueii*). Report No. 439.
 - lvi. Robertson, R.J. et al., 1992. Tree swallow (*Tachycineta bicolor*). Report No. 11.
 - lvii. Russell, R.W. 2002. Arctic loon (*Gavia arctica*). Report No. 657.
 - lviii. Ryder, J.P. 1993. Ring-billed gull (*Larus delawarensis*). Report No. 33.
 - lix. Simon, J.C. et al. 1997. Maui Parrotbill (*Pseudonestor xanthophrys*). Report No. 311.
 - lx. Snetsinger, T.J. et al., 1998. 'O'u (*Psittirostra psittacea*). Report No. 335-336.
 - lxi. Snyder, N.F. & Schmitt, N.J. 2002. California Condor (*Gymnogyps californianus*). Retrieved from: <http://bna.birds.cornell.edu/bna/species/610>
 - lxii. Stedman, S.J. 2000. Horned Grebe (*Podiceps auritus*). Retrieved from: <http://bna.birds.cornell.edu/bna/species/505>
 - lxiii. Storer, R. W. & Nuechterlein, G.L. 1992. Western Grebe (*Aechmophorus occidentalis*). Retrieved from: <http://bna.birds.cornell.edu/bna/species/026a>
 - lxiv. Stout, B.E. & Nuechterlein, G.L. 1999. Red-necked Grebe (*Podiceps grisegena*). Retrieved from: <http://bna.birds.cornell.edu/bna/species/465>
 - lxv. Strickland, D. & Ouellet, H. 1993. Gray jay (*Perisoreus canadensis*). Report No. 40.
 - lxvi. Tacha, T.C. et al. 1992. Sandhill crane (*Grus canadensis*). Report No. 31.
 - lxvii. Vanderwerf, E.A. 1998. 'Elepaio (*Chasiempis sandwichensis*). Report No. 344.
 - lxviii. Wakelee, K.M. & Fancy, S.G. 1999. 'Oma (*Myadestes obscurus*), Oloma'o (*Myadestes lanaiensis*), Kama'o (*Myadestes myadestinus*), Amaui (*Myadestes woahensis*). Report No. 460.
 - lxix. Whittow, G.C. 1993. Black Footed Albatross (*Diomedea nigripes*). Report No. 65.
 - lxx. Woolfenden, G.E. & Fitzpatrick, J.W. 1996. Florida scrub jay (*Aphelocoma coerulescens*). Report No. 181.
 - lxxi. Zwickel, F. C. 1992. Blue Grouse (*Dendragapus obscurus*). Report No. 15.
4. Handbook of Australian, New Zealand and Antarctic birds – Oxford University Press, Oxford, U.K. and Melbourne, Australia.

- i. Higgins, P.J. & Davies, S.J.J.F. 1996. *Volume 3. Snipes to pigeons.*
 - ii. Higgins, P.J. & Peter, J.M. 2002. *Volume 6: Pardalotes to shrike-thrushes.*
 - iii. Higgins, P.J. et al., 2001. *Volume 5. Tyrant-flycatchers to chats.*
 - iv. Higgins, P.J., 1999. *Volume 4. Parrots to dollarbird.*
 - v. Marchant, S. & Higgins, P.J. 1990. *Volume 1. Ratites to ducks.*
 - vi. Marchant, S. & Higgins, P.J. 1993. *Volume 2. Raptors to Lapwings.*
5. Handbook of the birds of Europe, the Middle East and North Africa. The birds of the western Palearctic – Oxford University Press, Oxford, U.K.
- i. Cramp, S. 1992. *Volume VI. Warblers.*
 - ii. Cramp, S., & Perrins, C.M. 1993. *Volume VII. Flycatchers to shrikes.*
 - iii. Cramp, S. & Perrins, C.M. 1994. *Volume VIII. Crows to finches.*
 - iv. Cramp, S. & Perrins, C.M. 1996. *Volume IX. Buntings to New World warblers.*
 - v. Cramp, S. & Simmons, K.E.L. 1977. *Volume I. Ostrich to ducks.*
 - vi. Cramp, S. & Simmons, K.E.L. 1980. *Volume II. Hawks to bustards.*
 - vii. Cramp, S. & Simmons, K.E.L. 1983. *Volume III. Waders to gulls.*
 - viii. Cramp, S. & Simmons, K.E.L. 1985. *Volume IV. Terns to woodpeckers.*
 - ix. Cramp, S. & Simmons, K.E.L. 1988. *Volume V. Tyrant flycatchers to thrushes.*
6. Handbook of the birds of India and Pakistan. Together with those of (Bangladesh), Nepal, Sikkim, Bhutan and Ceylon (Sri Lanka) – Oxford University Press, Bombay (Mumbai), India.
- i. Ali, S. & Ripley, S.D. 1968. *Volume 1, Divers to hawks.*
 - ii. Ali, S. & Ripley, S.D. 1969. *Volume 2, Megapodes to crab plover.*
 - iii. Ali, S. & Ripley, S.D. 1969. *Volume 3, Stone curlews to owls.*
 - iv. Ali, S. & Ripley, S.D. 1970. *Volume 4, Frogmouths to pittas.*
 - v. Ali, S. & Ripley, S.D. 1972. *Volume 5, Larks to the grey hypocolius.*
 - vi. Ali, S. & Ripley, S.D. 1971. *Volume 6, Cuckoo-shrikes to babaxes.*
 - vii. Ali, S. & Ripley, S.D. 1971. *Volume 7, Laughing thrushes to mangrove whistler.*
 - viii. Ali, S. & Ripley, S.D. 1973. *Volume 8, Warblers to redstarts.*
 - ix. Ali, S. & Ripley, S.D. 1973. *Volume 9, Robins to wagtails.*
7. Handbook of birds of the world – Lynx Edicions, Barcelona, Spain.
- i. del Hoyo, J. et al., 1992. *Volume 1. Ostrich to ducks.*
 - ii. del Hoyo, J. et al., 1994. *Volume 2. New World vultures to guineafowl.*
 - iii. del Hoyo, J. et al., 1996. *Volume 3. Hoatzin to auks.*
 - iv. del Hoyo, J. et al., 1997. *Volume 4. Sandgrouse to cuckoos.*
 - v. del Hoyo, J. et al., 1999. *Volume 5. Barn owls to hummingbirds.*
 - vi. del Hoyo, J. et al., 2001. *Volume 6. Mousebirds to hornbills.*
 - vii. del Hoyo, J. et al., 2002. *Volume 7. Jacamars to woodpeckers.*
 - viii. del Hoyo, J. et al., 2003. *Volume 8. Broadbills to tapaculos.*
 - ix. del Hoyo, J. et al., 2004. *Volume 9. Cotingas to pipits and wagtails.*
 - x. del Hoyo, J. et al., 2005. *Volume 10. Cuckoo-shrikes to thrushes.*

- xi. del Hoyo, J. et al., 2006. *Volume 11. Old World flycatchers to Old World warblers.*
- xii. del Hoyo, J. et al., 2007. *Volume 12. Picathartes to tits and chickadees.*
- xiii. del Hoyo, J. et al., 2008. *Volume 13. Penduline-tits to shrikes.*
- 8. Helm identification guides – Croom Helm, London, U.K., Christopher Helm, London, U.K., or Pica Press, Sussex, U.K (some Pica Press published in U.S.A. under Houghton Mifflin Co., New York, NY or Yale University Press, Yale, CT).
 - i. Alstrom, P. & Mild, K. 2003. *Pipits and wagtails of Europe, Asia and North America: identification and systematics.* Christopher Helm.
 - ii. Baker, K. 1997. *Warblers of Europe, Asia and north Africa.* Christopher Helm.
 - iii. Brewer, D. & MacKay, B.K. 2001. *Wrens, dippers and thrashers.* Christopher Helm.
 - iv. Chantler, P. & Driessens, G. 2000. *Swifts: a guide to the swifts and treeswifts of the world.* Pica Press.
 - v. Cheke, R.A. et al. 2001. *Sunbirds: a guide to the sunbirds, flowerpeckers, spiderhunters and sugarbirds of the world.* Christopher Helm.
 - vi. Cleere, N. & Nurney, D. 1998. *Nightjars: a guide to the nightjars, nighthawks and their relatives.* Yale University Press.
 - vii. Clement, P. et al. 1993. *Finches and sparrows.* Christopher Helm.
 - viii. Clement, P. & Hathway, R. 2000. *Thrushes.* Christopher Helm.
 - ix. Curson, J. et al. 1994. *Warblers of the Americas: an identification guide.* Houghton Mifflin Co.
 - x. Feare, C. & Craig, A. 1998. *Starlings and mynas.* Christopher Helm.
 - xi. Ferguson-Lees, J. & Christie, D.A. 2001. *Raptors of the world.* Christopher Helm.
 - xii. Fry, C.H. et al. 1992. *Kingfisher, bee-eaters and rollers: a handbook.* Christopher Helm.
 - xiii. Gibbs, D. et al. 2001. *Pigeons and doves: a guide to the pigeons and doves of the world.* Pica Press.
 - xiv. Harrap, S. & Quinn, D. 1996. *Tits, nuthatches & treecreepers.* Christopher Helm.
 - xv. Harris, T. & Franklin, K. 2000. *Shrikes and bush-shrikes.* Christopher Helm.
 - xvi. Hayman, P. et al. 1986. *Shorebirds: an identification guide to the waders of the world.* Croom Helm.
 - xvii. Hilty, S.L. 2003. *Birds of Venezuela.* Christopher Helm.
 - xviii. Jaramillo, A. & Burke, P. 1999. *New World Blackbirds: The Icterids.* Christopher Helm.
 - xix. Juniper, T. & Parr M. 1998. *Parrots: a guide to the parrots of the world.* Pica Press.
 - xx. Konig, C. et al. 1999. *Owls: a guide to the owls of the world.* Pica Press.

- xxi. Lambert, F. & Woodcock, M. 1996. *Pittas, broadbills and asities*. Pica Press.
- xxii. Madge, S. & Burn, H. 1999. *Crows and jays*. Christopher Helm.
- xxiii. Madge, S. & McGowan, P. 2002. *Pheasants, partridges and grouse: including buttonquails, sandgrouse and allies*. Christopher Helm.
- xxiv. Restall, R. 1996. *Munias and mannikins*. Pica Press.
- xxv. Ridgely, R.S. & Greenfield, P.J. 2001. *The birds of Ecuador. Volume II. A field guide*. Christopher Helm.
- xxvi. Shirihai, H. et al. 2001. *Sylvia warblers: identification, taxonomy and phylogeny of the genus Sylvia*. Christopher Helm.
- xxvii. Stiles, F.G. & Skutch, A.F. 1989. *A guide to the birds of Costa Rica*. Christopher Helm.
- xxviii. Taylor, B. & van Perlo, B. 1998. *Rails: a guide to the rails, crakes, gallinules and coots of the world*. Pica Press.
- xxix. Turner, A. & Rose, C. 1989. *The handbook to the swallows and martins of the world*. Christopher Helm.
- xxx. Urquhart, E. 2002. *Stonechats: A Guide to the Genus Saxicola*. Christopher Helm.
- xxxi. Winkler, H. et al. 1995. *Woodpeckers: a guide to the woodpeckers of the world*. Houghton Mifflin Co.

C. Journal articles (192 documents)

1. Abs, M. 1966. Contribution to systematic problems and geographic variation within the genus *Petronia* (Aves, Ploceidae). Proceedings of the Second Pan-African Ornithological Congress (Ostrich) 6:41-49.
2. Anderson, P.C. et al. 1999. Diet, body mass and condition of Lesser Kestrels *Falco naumanni* in South Africa. Ostrich 70:112-116.
3. Andrade, G.I. & Lozano, I.E. 1997. Ocurrencia del hormiguero de corona pizarra *Grallaricula nana* en la Reserva Biologica Carpanta macizo de Chingaza, Cordillera Oriental Colombiana. Cotinga 7:37-38.
4. Anon. 1968. Some bird weights (in grams), recorded at the Kaffrarian Museum, 1965-1967. In Short Notes. Ostrich 39:268.
5. Armstrong, D.P. et al. 1999. Mortality and behaviour of hihi, and endangered New Zealand honeyeater, in the establishment phase following translocation. Biological Conservation 89:329-339.
6. Barlow, C.R. 2002. First nest record for bronze-winged courser *Cursorius chalcopterus* in Senegambia. Bulletin of the African Bird Club 9:134-135.
7. Barlow, J. et al. 2002. Sympatry of black-faced *Leucopternis melanops* and white-browed hawks *L. kuhli* along the lower rio Tapajos, Para, Brazil. Cotinga 18:77-79.
8. Becker, C.D. & Lopez-Lanus, B. 1997. Conservation value of a Garua forest in the dry season: a bird survey in Reserva Ecologica de Loma Alta, Ecuador. Cotinga 8:66-74.
9. Becker, D. et al. 2000. Interesting bird records from the Colonche Hills, western Ecuador. Cotinga 13:55-58.

10. Bencke, G.A. & Bencke, C.S.C. 1999. The potential importance of road deaths as a cause of mortality for large forest owls in southern Brazil. *Cotinga* 11:79-80.
11. Bencke, G.A. & Bencke, C. 2000. More road-killed owls and a new record for Santa Catarina, Brazil. *Cotinga* 13:69.
12. Benson, C.W., 1943. A new warbler from Nyasaland. In *Short Notes*. *Ostrich* 13:241-243.
13. Benson, C.W. & Benson, F.M. 1948. Notes from southern Nyasaland, mainly from the lower Shire Valley at 200 ft. altitude. *Ostrich* 19:1-16.
14. Benson, C.W. & Winterbottom, J.M. 1968. The relationship of the striped crake *Crecopsis egregia* (Peters) and the white-throated crake *Porzana albicollis* (Vieillot). *Ostrich* 39:177-179.
15. Benson, C. W., et. al. 1976, Contribution à l'ornithologie de Madagascar. *L'Oiseau et R.F.O.*, 46: 209-242.
16. Berruti, A. et al. 1995. Morphometrics and breeding biology of the whitechinned petrel *Procellaria aequinoctialis* at sub-antarctic Marion Island. *Ostrich* 66:74-80.
17. Bollen, A. et al. 2004. Tree dispersal strategies in the littoral forest of Saint Luce (SE-Madagascar). *Oecologia* 139:604-616.
18. Bornschein, M.R. et al. 1998. Descrição, ecologia e conservação de um novo *Scytalopus* (Rhinocryptidae) do sul do Brasil, com comentários sobre a morfologia da família. *Ararajuba* 6:3-36.
19. Breese, D. et al. 1993. Craveri's murrelet - confirmed nesting and fledging age at San Pedro-Martir Island, Gulf of California. *Colonial Waterbirds* 16:92-94.
20. Britton, P.L. & Dowsett, R.J. 1969. More bird weights from Zambia. *Ostrich* 40:55-60.
21. Brooker, M.G. & Brooker, L.C. 1989. Cuckoo hosts in Australia. *Australian Zoological Reviews* 2:1-67.
22. Bulens, P. & Dowsett, R.J. 2001. Little-known African bird: observations on Loango slender-billed weaver *Ploceus subpersonatus* in Congo-Brazzaville. *Bulletin of the African Bird Club* 8:57-58.
23. Burger, A.E. 1980. Sexual size dimorphism and aging characters in the lesser sheathbill at Marion Island. *Ostrich* 51:39-43.
24. Butynski, T.M. et al. 1997. Rediscovery of the Congo bay owl. *Bulletin of the African Bird Club* 4:32-35.
25. Cameron, A. 2003. Tracking time: Sokoke scops-owl. *Africa Birds and Birding* 8:44-50.
26. Chapin, J.P. 1954. The birds of the Belgian Congo. Part 4. *Bulletin of the American Museum of Natural History* 75:B: 372-373.
27. Clancey, P.A. 1958. The South African races of the yellow-throated longclaw *Macronyx croceus* (Vieillot). *Ostrich* 29:75-78.
28. Clancey, P.A. 1959. The South African races of the brown-hooded kingfisher *Halcyon albiventris* (Scopoli). *Ostrich* 30:77-81.
29. Clancey, P.A. 1962. The South African races of the familiar chat *Cercomela familiaris* (Stephens). *Ostrich* 33:24-28.

30. Clancey, P.A. 1963. Notes on the South African races of the scarlet-chested sunbird *Nectarinia senegalensis* (Linnaeus). *Ostrich* 34:97-98.
31. Clancey, P.A. 1963. Taxonomic notes on Southern African *Acrocephalus baeticatus* (Vieillot). In Short Notes. *Ostrich* 34:168-169.
32. Clancey, P.A. 1965. A revision of the Southern African races of the cardinal woodpecker *Dendropicops fuscescens* (Vieillot). *Ostrich* 36:17-28.
33. Clancey, P.A. 1965. The races of *Oceanites oceanicus* (Kuhl) occurring in South African waters. In Short Notes. *Ostrich* 36:142-143.
34. Clancey, P.A. 1965. Systematic notes on *Emberiza cabanisi* in the South African sub-region. *Ostrich* 36:199-200.
35. Clancey, P.A. 1966. The South African races of *Bradornis pallidus* (Mueller). *Ostrich* 37:37-41.
36. Clancey, P.A. 1966. Subspeciation in the Southern African populations of the sabota lark *Mirafra sabota* Smith. *Ostrich* 37:207-213.
37. Clancey, P.A. 1985. Species limits in the long-billed pipits of the southern Afrotropics. *Ostrich* 56:157-169.
38. Clark, W.S. & Edelstam, C. 2001. First record of Cassin's hawk-eagle *Spizaetus africanus* for Kenya. *Bulletin of the African Bird Club* 8:138-139.
39. Clay, R.P. et al. 1998. Field identification of *Phylloscartes* and *Phyllomyias* tyrannulets in the Atlantic forest region. *Cotinga* 10:82-95.
40. Colahan, B.D. 1982. The biology of the orangebreasted waxbill. *Ostrich* 53:1-30.
41. Colebrook-Robjent, J.F.R. 1984. Nests and eggs of some African nightjars. *Ostrich* 55:5-11.
42. Cooper, J. 1985. Biology of the bank cormorant, Part 2: Morphometrics, plumage, bare parts and moult. *Ostrich* 56:79-85.
43. Courtenay-Latimer, M. 1953. Marine birds - at and off shore - at Bird Island, Algoa Bay. *Ostrich* 24:27-32.
44. Courtenay-Latimer, M. 1953. Sea bird migrants. *Ostrich* 24:50-51.
45. Craig, A.J.F.K. & Manson, A.J. 1981. Sexing *Euplectes* species by wing-length. *Ostrich* 52:9-16.
46. Craig, R.J. 1992. Territoriality, habitat use and ecological distinctness of an endangered Pacific Island reed warbler. *Journal of Field Ornithology* 63:436-444.
47. Crockett, D.E. 1994. Rediscovery of the Chatham Island taiko *Pterodroma magentae*. *Notornis* 41:49-60.
48. da Silva, J.M.C. et al. 2002. Discovered on the brink of extinction: a new species of pygmy-owl (Strigidae: *Glaucidium*) from Atlantic forest of northeastern Brazil. *Ararajuba* 10:123-130.
49. Davis, A. 1994. Status, distribution, and population trends of the New Zealand shore plover *Thinornis novaeseelandiae*. *Notornis* 41:179-194.
50. Davis, A. 1994. Breeding biology of the New Zealand shore plover *Thinornis novaeseelandiae*. *Notornis* 41:195-208.
51. Davis, J. & Miller, A.H. 1962. Further information on the Caribbean martin in México. *Condor* 64:237-239.

52. Day, D.H. 1975. Some bird weights for the Transvaal and Botswana. In Short Notes. Ostrich 46:192-194.
53. de Soye, Y. et al. 1997. Field notes on giant antpitta. Cotinga 7:35-36.
54. Dean, W.R.J. & Hockey, P.A.R. 1989. An ecological perspective of lark (Alaudidae) distribution and diversity in the Southwest-arid zone of Africa. Ostrich 60:27-34.
55. Dean, W.R.J. 1976. Niche occupation of rufous-eared warbler and black-chested prinia. In Short Notes. Ostrich 47:67.
56. DeSwardt, D.H. 1992. Distribution, biometrics and moult of Gurney's Sugarbird *Promerops gurneyi*. Ostrich 63:13-20.
57. Diamond, J.M. 1972. Avifauna of the eastern highlands of New Guinea. Publications of the Nuttall Ornithology Club 12:1-438.
58. Dick, J.A. & Barlow, J.C. 1972. The bran-colored flycatcher in Guyana. Condor 74(1): 101
59. Donald, P.F. et al. 2003. Status, ecology, behaviour and conservation of Raso lark *Alauda razae*. Bird Conservation International 13:13-28.
60. Dowding, J.E., 1994. Morphometrics and ecology of the New Zealand dotterel (*Charadrius obscurus*), with a description of a new subspecies. Notornis 40:1-13.
61. Elliott, C.C.H. et al. 1976. The migration system of the curlew sandpiper *Calidris ferruginea* in Africa. Ostrich 47:191-213.
62. Evans, T.D. et al. 1994. New records of Sokoke scops owl *Otus ireneae*, Usambara eagle owl *Bubo vosseleri* and east coast akalat *Sheppardia gunningi* from Tanzania. Scopus 18:40-47.
63. Farkas, T. 1972. *Copsychus albospecularis winterbottomi*, a new subspecies from the south-east of Madagascar. Ostrich 43: 228-230.
64. Figueroa, O.A. et al. 2004. Additional notes on eight bird species from Belize. Cotinga 22:31-33.
65. Fjeldsa, J. & Kiure, J. 2003. A new population of the Udzungwa forest partridge. Bulletin of the British Ornithological Club 123:52-57.
66. Fraga, R.M. 1979. Differences between nestlings and fledglings of screaming and baywinged cowbirds. Wilson Bulletin 90:151-154.
67. Franzmann, N.-E. 1983. A new subspecies of the Usambara weaver *Ploceus nicolli*. Bulletin of the British Ornithological Club 103:49-51.
68. Freile, J.F. et al. 2004. Notas sobre la historia natural, distribucion y conservacion de algunas especies de aves amenazadas del suroccidente de Ecuador. Cotinga 21:18-24.
69. Gaban-Lima, R. et al. 2002. Description of a new species of *Pionopsitta* (Aves: Psittacidae) endemic to Brazil. Auk 119:815-819.
70. Garrido, O.H. 2001. Una nueva subespecie del siju de Sabana *Speotyto cunicularia* para Cuba. Cotinga 16:75-78.
71. Geffen E. & Yom Tov, Y. 2000. Are incubation and fledging periods longer in the tropics? Journal of Animal Ecology, 69:59-73.
72. Gill, B.J. & McLean, I.G. 1992. Population dynamics of the New Zealand whitehead (Pachycephalidae) - a communal breeder. Condor 94: 628-635.

73. Gonzalez M.O. 1997. *Coereba flaveola*, un ave nueva en el ecosistema de los parques de la ciudad de Lima. *Ecologia* 1:79-83.
74. Goodman, S.M. et al. 1996. A new genus and species of passerine from the eastern rain forest of Madagascar. *Ibis* 138:153-159.
75. Goodman, S.M. et al. 1997. A new species of vanga (Vangidae, *Calicalicus*) from southwestern Madagascar. *Bulletin of the British Ornithological Club* 117:5-10.
76. Goodman, S.M. et al. 2000. Patterns of morphological and molecular variation in *Acrocephalus newtoni* on Madagascar. *Ostrich* 71:367-370.
77. Goodman, S.M. & Weigt, L.A. 2002. The generic and species relationships of the reputed endemic Malagasy genus *Pseudocossyphus* (family Turdidae). *Ostrich* 73:26-35.
78. Graves, G.R., 1992. The endemic land birds of Henderson Island, Southeastern Polynesia; notes on natural history and conservation. *Wilson Bulletin* 104:32-43.
79. Greig-Smith, P.W. 1979. Notes on the biology of the Seychelles bulbul. *Ostrich* 50:45-57.
80. Hall, B.P. 1956. Notes on a small collection of birds from Panda Matenga, N. E. Bechuanaland. *Ostrich* 27:96-109.
81. Hanmer, D.B., 1978. Measurements and moult of five species of bulbul from Mozambique and Malawi. *Ostrich* 49:116-131.
82. Hanmer, D.B., 1980. Mensural and moult data on six species of bee-eater in Mozambique and Malawi. *Ostrich* 51:25-38.
83. Hanmer, D.B. 1980. Mensural and moult data on eight species of kingfisher from Mozambique and Malawi. *Ostrich* 51:129-150.
84. Hanmer, D.B. 1981. Mensural and moult data on nine species of sunbird from Mozambique and Malawi. *Ostrich* 52:156-178.
85. Haydock, E.L. 1954. A survey of the birds of St. Helena Island. *Ostrich* 25:62-75.
86. Heather, B.D. 1977. The Vanua Leva silktail (*Lamprolia victoriae kleinschmidti*): a preliminary look at its status and habits. *Notornis* 24:94-128.
87. Helms, C.W. et al. 1967. A biometric study of major body components of the slate-colored junco, *Junco hyemalis*. *Condor* 69: 560-578.
88. Herholdt, J.J. 1988. Notes on the measurements and diet of Ludwig's bustard *Neotis ludwigii*. In Short Notes. *Ostrich* 59:178-179.
89. Herholdt, J.J. & Grobler, N.J. 1988. Dimensions of Botha's lark *Spizocorys fringillaris*. In Short Notes. *Ostrich* 59:47.
90. Hockey, P.A.R. 1981. Morphometrics and sexing of the African black oystercatcher. *Ostrich* 52:244-247.
91. Holyoak, D.T. 1974. *Cyanoramphus malherbi*, is it a colour morph of *C. auriceps*? *Bulletin of the British Ornithological Club* 94:4-9.
92. Hunter, S. 1984. Breeding biology and population dynamics of giant petrels *Macronectes* at South Georgia. *Journal of Zoology, London* 203:441-460.
93. Jackson, F.J. 1910. East Africa and Uganda francolins. *Journal of the East Africa and Uganda Natural History Society* 1:7-23.

94. Jackson, F.J., 1911. Game birds of the East Africa and Uganda Protectorates. *Journal of the East Africa and Uganda Natural History Society* 1:60-74.
95. Jackson, H.D., 2003. On the body mass of the montane and pectoral nightjars. *Short Note. Ostrich* 74:136-138.
96. Jackson, H.D. & Spottiswoode, C. 2004. Breeding biology and taxonomy of the red-breasted swallow, *Hirundo semirufa*, in Zimbabwe. *Ostrich* 75:5-10.
97. Johansson, C. et al. (1998) Bill and body size in the peregrine falcon, north versus south: is size adaptive? *Journal of Biogeography* 25: 265-273.
98. Kattan, G.H. & Beltran, J.W. 2002. Rarity in antpittas - territory size and population density of five *Grallaria* spp. in a regenerating habitat mosaic in the Andes of Colombia. *Bird Conservation International* 12:231-240.
99. King, T. & Dallimer, M. 2003. Daily activity, moult and morphometrics of the birds of Sao Tome and Principe. *Bulletin of the African Bird Club* 10:84-93.
100. Krabbe, N. et al. 1999. A new species of antpitta (Formicariidae: *Grallaria*) from the southern Ecuadorian Andes. *Auk* 116:882-890.
101. LaMarca, G. & Thorstrom, R. 2000. Breeding biology, diet and vocalisation of the helmet vanga, *Euryceros prevostii*, on the Masoala Peninsula, Madagascar. *Ostrich* 71:400-403.
102. Lamm, D.W. 1953. Comments on certain records from Northern Sul Do Save, Mozambique. *Ostrich* 24:2-8.
103. Lawson, W.J. 1961. The races of the Karoo lark *Certhilauda albescens* (Lafresnaye). *Ostrich* 32:64-74.
104. Lawson, W.J. 1965. The geographical races of the bar-throated apalis *Apalis thoracica* (Shaw & Nodder) occurring in Southern Africa. *Ostrich* 36:3-8.
105. Liversidge, R. 1968. Bird weights. *Ostrich* 39:223-227.
106. Livezey, B.C. 1990. Evolutionary morphology of flightlessness in the Auckland Islands teal. *Condor* 92:639-673.
107. Loske, K.-H. & Lederer, W. 1988. Moult, weight and biometrical data for some Palaeartic Passerine migrants in Zambia. *Ostrich* 59:1-7.
108. Louette, M. 2001. Redescription of African Goshawks, *Accipiter tachiro*, from Bioko and the adjacent mainland. *Ostrich* 72:24-27.
109. Lowe, K.W. et al. 1985. Body measurements, plumage and moult of the sacred ibis in South Africa. *Ostrich* 56:111-116.
110. Macdonald, J.D. 1952. Variation in the capped wheatear, *Oenanthe pileata*. *Ostrich* 23:160-161.
111. Mann, C.F. 1985. An avifaunal study in Kakamega Forest, Kenya, with particular reference to species diversity, weight and moult. *Ostrich* 56:236-262.
112. Marini, M.A. et al. 2003. Rediscovery of scalloped antbird *Myrmeciza ruficauda* in Minas Gerais, Brazil. *Cotinga* 19:59-61.
113. Mees, G.F. 1982. Birds from the lowlands of southern New Guinea (Merauke and Koembe). *Zoologische Verhandelingen* 191:1-188.
114. Mees, G.F. 1986. A list of the birds recorded from Bangka Island, Indonesia. *Zoologische Verhandelingen* 232:1-176.

115. Mendelsohn, J.M. et al. 1989. Wing areas, wing loadings and wing spans of 66 species of African raptors. *Ostrich* 60:35-42.
116. Murray, B.G. Jr. & Hardy, J.W. 1981. Behavior and ecology of four syntopic species of finches in Mexico. *Zeitschrift fur Tierpsychologie* 57:51-72.
117. Olmos, F. & Pacheco, J.F. 2003. Rediscovery of golden-crowned manakin *Lepidotrix vilasboasi*. *Cotinga* 20: 48-50.
118. Osborne, T.O. 2004. Sexual dimorphism in Rueppell's korhaan *Eupodotis rueppelli*. Short Note *Ostrich* 75:317-319.
119. Ottosson, U. et al. 2002. New birds for Nigeria observed during the Lake Chad Bird Migration Project. *Bulletin of the African Bird Club* 9:52-55.
120. Pearson, D.J. & Serra, L. 2002. Biometrics, moult and migration of grey plovers, *Pluvialis squatarola*, at Mida Creek, Kenya. *Ostrich* 73:143-146.
121. Post, W. et al. 1993. The North American invasion pattern of the shiny cowbird. *Journal of Field Ornithology* 64:32-41.
122. Rand, R.W. 1956. Cormorants on Marion Island. *Ostrich* 27:127-133.
123. Raposo, M.A. & Hofling, E. 2003. Alpha taxonomy of the *Xiphorhynchus spixii* species group with the validation of *X. juruanus* Ihering, 1904. *Cotinga* 20:72-80.
124. Robbins, M.B. & Stiles, F.G. 1999. A new species of pygmy-owl (Strigidae: *Glaucidium*) from the Pacific slope of the northern Andes. *Auk* 116:305-315.
125. Roberts, A. 1936. Classification of South African birds. *Ostrich* 7:109-113.
126. Roberts, A. 1937. Some results of the Barlow-Transvaal Museum Expedition to South-West Africa. *Ostrich* 8:84-111.
127. Roberts, A. 1941. Notes on some birds of the Cape Province. *Ostrich* 11:112-135.
128. Ross, G.J.B. 1970. The specific status and distribution of *Pogoniulus pusillus* (Dumont) and *Pogoniulus chrysoconus* (Temminck) in Southern Africa. *Ostrich* 41:200-204.
129. Rowan, M.K. 1967. A study of the colies of Southern Africa. *Ostrich* 38:63-115.
130. Ryan, P.G. 1999. Sexual dimorphism, moult and body condition of seabirds killed by longline vessels around the Prince Edward Islands, 1996-97. *Ostrich* 70:187-192.
131. Salewski, V. 1998. A record of an immature Ovambo sparrowhawk *Accipiter ovampensis* from Ivory Coast. *Bulletin of the African Bird Club* 5:120-121.
132. Savalli, U.M. 1994. Sexual dimorphism and sex ratio in the yellow-shouldered widowbird *Euplectes macrourus soror*. *Ostrich* 65:297-301.
133. Schmitt, M.B. 1975. Observations on the Black Crake in the Southern Transvaal. *Ostrich* 46:129-138.
134. Schmitt, M.B. & Whitehouse, P.J. 1976. Moult and mensural data of ruff on the Witwatersrand. *Ostrich* 47:179-190.

135. Scott, D.A. & Brooke, M. de L. 1993. Rediscovery of the grey-winged cotinga *Tijuca condita* in south-eastern Brazil. *Bird Conservation International* 3:1-12.
136. Serle, W. 1955. On the birds of the eastern highlands of Southern Rhodesia. *Ostrich* 26:115-127.
137. Serra, L. et al. 2001. Biometrics, possible breeding origins and migration routes of South African grey plovers, *Pluvialis squatarola*. *Ostrich* 72:140-144.
138. Shirihai, H. et al. 2002. Afrotropical *Sylvia* warblers. *Bulletin of the African Bird Club* 9:110-121.
139. Siegfried, W.R. 1968. The black duck in the South-Western Cape. *Ostrich* 39:61-75.
140. Simmons, R. & Braine, S. 1994. Breeding, foraging, trapping and sexing of Damara Terns in the Skeleton Coast Park, Namibia. *Ostrich* 65:264-273.
141. Skead, J.C. 1948. A study of the Cape canary (*Serinus canicollis canicollis*). *Ostrich* 19:17-44.
142. Skead, C.J. 1956. Recent East Cape bird records. *Ostrich* 27:67-69.
143. Stanford, W.P. 1953. Some sea birds in winter off the S.W. Cape. *Ostrich* 24:17-26.
144. Steyn, P. 1975. Observations on the African hawk-eagle. *Ostrich* 46:87-105.
145. Stiles, F.G. 1998. Notes on the biology of two threatened species of *Bangsia* tanagers in northwestern Colombia. *Bulletin of the British Ornithological Club* 118:25-31.
146. Storer, R.W. 1987. Morphology and relationships of the hoary-headed grebe and the New Zealand dabchick. *Emu* 87:150-157.
147. Stutterheim, C.J. 1977. Dimensions of the redbilled oxpecker in the Kruger National Park. In *Short Notes*. *Ostrich* 48:119-120.
148. Sugg, M.St.J. 1974. Mensural and moult data from a breeding colony of pied kingfishers. *Ostrich* 45:227-234.
149. Summers, R.W. et al. 1987. Population, biometrics and movements of the sanderling *Calidris alba* in Southern Africa. *Ostrich* 58:24-39.
150. Tarburton, M.K. 1990. Breeding biology of the Atiu swiftlet. *Emu* 90:175-179.
151. Thompson, H.S.S. 1995. Biometrics and breeding biology of the bronze mannikin *Lonchura cucullata*. *Ostrich* 66:96-98.
152. Thorsen, M. & Jones, C. 1998. The conservation status of echo parakeet *Psittacula eques* of Mauritius. *Bulletin of the African Bird Club* 5:122-126.
153. Thorstrom, R. 1999. A description of nests, diet and behaviour of the banded kestrel. *Ostrich* 70:149-151.
154. Thorstrom, R. & de Roland, L.A.R. 1997. First nest record and nesting behaviour of the Madagascar red owl *Tyto soumagnei*. *Ostrich* 68: 42-43.
155. Thorstrom, R. & de Roland, L.A.R. 2000. First nest description, breeding behaviour and distribution of the Madagascar serpent-eagle *Eutriorchis astur*. *Ibis* 142:217-224.

156. Tree, A.J. 1968. Least sandpiper *Calidris minutilla* in Bathurst District, Eastern Cape. In Short Notes. Ostrich 39:200-201.
157. Tree, A.J. 1979. Biology of the greenshank in Southern Africa. Ostrich 50:240-251.
158. Tree, A.J. & Klages, N.T.W. 2003. Status, biometrics, moult and possible relationships of the South African population of roseate tern. Ostrich 74:74-80.
159. Tye, H. 1987. Breeding biology of *Picathartes oreas*. Gerfaut 77:313-332.
160. Underhill, L.G. 1990. Movements, site-faithfulness and biometrics of European bee-eaters *Merops apiaster* in the south-western Cape. Ostrich 61:80-84.
161. Underhill, L.G. & Underhill, G.D. 1997. Primary moult, mass and movements of the rock pigeon *Columba guinea* in the Western Cape, South Africa. Ostrich 68:86-89.
162. van den Akker, M. 2000. Red-tailed greenbul *Criniger calurus* and chestnut-breasted negrofinch *Nigrita bicolor*, new to Benin. Bulletin of the African Bird Club 7:133.
163. van den Akker, M. 2003. Birds of Niaouli forest, southern Benin. Bulletin of the African Bird Club 10:16-22.
164. Van Niekerk, J.H. 2003. Seasonal variation in body mass in adult crested francolin, *Francolinus sephaena*. Short Note. Ostrich 74:236.
165. van Someren, V.G.L. 1918. Notes on a collection of birds from Lamu and District, made by Mr. H. J. Allen Turner in April 1916. Journal of the East Africa and Uganda Natural History Society 6:249-261.
166. Walker, K. & Elliott, G. 1999. Population changes and biology of the wandering albatross *Diomedea exulans gibsoni* at the Auckland Islands. Emu 99:239-247.
167. Walkinshaw, L.H. 1965. The wattled crane *Bugeranus carunculatus* (Gmelin). Ostrich 36:73-81.
168. Watling, D. 1988. Notes on the status and ecology of the Ogea flycatcher, *Mayrornis versicolor*. Bulletin of the British Ornithological Club 108:103-112.
169. West, J.A., 1994. Chatham petrel (*Pterodroma axillaris*) - an overview. Notornis 41:19-26.
170. White, C.M.N. 1945. Thrushes in Northern Rhodesia. Ostrich 16:118-128.
171. White, C.M.N. 1945. A new subspecies of *Cisticola*. Ostrich 16:138-139.
172. White, C.M.N. 1947. Notes on some little-known birds from Northern Rhodesia. Ostrich 18:166-174.
173. White, C.M.N. 1949. Size as a subspecific criterion in ornithology. Ostrich 20:34-36.
174. Whitney, B.M. et al. 1995. Two species of *Neopelma* in southeastern Brazil and diversification within the *Neopelma/Tyranneutes* complex: implications of the subspecies concept for conservation (Passeriformes: Tyrannidae). Ararajuba 3:43-53.

175. Whittaker, A. 2002. A new species of forest-falcon (Falconidae: *Micrastur*) from southeastern Amazonia and the Atlantic rainforests of Brazil. *Wilson Bulletin* 114:421-445.
 176. Whittingham, M.J. & Williams, R.S.R. 2000. Notes on morphological differences exhibited by royal flycatcher *Onychorhynchus coronatus* taxa. *Cotinga* 13:14-16.
 177. Wiley, J.W. 1988. Host selection by the shiny cowbird. *Condor* 90:289-303.
 178. Williams, A.J. et al. 1984. Aspects of the breeding biology of the Kelp Gull at Marion Island and in South Africa. *Ostrich* 55:147-157.
 179. Williams, M. 2001. Productivity and survival within two declining populations of brown teal (*Anas chlorotis*). *Notornis* 48:187-195.
 180. Wilmé, L. 1993. A recent record of the Madagascar pochard *Aythya innotata* on Lake Alaotra, Madagascar. *Bulletin of the British Ornithological Club* 113:188-189.
 181. Winterbottom, J.M. 1956. Notes on some birds of the cold Bokkeveld, Ceres District. *Ostrich* 27:18-27.
 182. Winterbottom, J.M. 1958. Systematic notes on birds of the Cape Province. Part VI - *Bradornis infuscatus* (Smith). In *Short Notes*. *Ostrich* 29:157-159.
 183. Winterbottom, J.M. 1961. Systematic notes on birds of the Cape Province. XVI - *Onychognathus nabouroup* (Daudin). In *Short Notes*. *Ostrich* 32:137-139.
 184. Winterbottom, J.M. 1961. Systematic notes on birds of the Cape Province. XVII - *Larus cirrocephalus* Vieill. In *Short Notes*. *Ostrich* 32:139-140.
 - 185.
 186. Winterbottom, J.M. 1974. The Cape teal. *Ostrich* 45:110-132.
 187. Winterbottom, M. & Birkhead, T.R. 2003. The red-billed buffalo-weaver: observations of anatomy and behaviour. *Short Note*. *Ostrich* 74:237-240.
 188. Woodall, P.F. 1975. On the life history of the bronze mannikin. *Ostrich* 46:55-86.
 189. Woodall, P.F. 1991. Morphometry, diet and habitat in the kingfishers (Aves: Alcedinidae). *Journal of Zoology, London* 223:79-90.
 190. Young, H.G. et al. 1993. Survey and capture of the Madagascar teal - *Anas bernieri* at Lac Bemamba Madagascar July-August 1992, July 1993. *Dodo, Journal of the Wildlife Preservation Trusts* 29:77-94.
 191. Zimmer, J.T. 1932. Studies of Peruvian birds IV. The genus *Myrmotherula* in Peru, with notes on extralimital forms. Part 2. *American Museum Novitates* 524:1-16.
 192. Unknown doc held at Birdlife International library, Cambridge, U.K. *Ploceus [Symplectes] nicolli*, sp. nov. Unknown source.
- D. Electronic publications (CD-ROMs) (2 documents)
1. Gibbon, G. 1997. *Roberts' multimedia birds of southern Africa*. Southern African Birding, Cape Town, South Africa.
 2. National Audubon Society. 1996. *National Audubon Society interactive CD-ROM guide to North American Birds*. Knopf New Media, New York, U.S.A.
- E. Websites and web-based documents (10 documents)

1. Antares Rhea Farm, 2001. *The rhea, its biology and management in captivity*. Retrieved 20/6/2004 from http://antares.i8.com/THE_RHEA.html.
 2. Ashworth, A.C. et al., 2002. *Campbell Island*. Retrieved 16/6/2003 from http://www.ndsu.edu/subantarctic/campbell_island.htm.
 3. de By, R.A. & Mayer, S. 1993. *Birding in Bolivia: trip report, November 1991-January 1992*. Retrieved 21/5/2004 from Bolivian Birding Localities:<http://www.bolivianbeauty.com/TripReports/RolfAndSjoerdBolivia9192.pdf>.
 4. Melgar, C. 2002. *The Mariana swiftlet (*Aerodramus bartschi*)*. Retrieved from: <http://www.birdinghawaii.co.uk/XSwiftlet2.htm>
 5. Percy Fitzpatrick Institute of African Ornithology, 2001. *Roberts' VII draft texts*. Retrieved 15/7/2003 from <http://web.uct.ac.za/depts/fitzpatrick/docs/r608.html>.
 6. Rana, Z., 2005. *Psittacula wardi*. Retrieved from <http://home.wanadoo.nl/psittaculaworld/Species/P-wardi.htm>.
 7. Rimmer, C.C. et al., 2001. *Bicknell's thrush (*Catharus bicknelli*) conservation action*. Retrieved 1/10/2003 from www.fs.fed.us/r9/gmfl/resource%20management/GMNFBIITH%20CA.pdf.
 8. Rimmer, C.C. et al., 2004. *Ornithological field investigations in Macaya Biosphere Reserve, Haiti, 7-14 February 2004*. Retrieved 8/6/2004 from Vermont Institute of Natural Science:<http://www.vinsweb.org/cbd/cbdpubs.html>.
 9. US Environmental Protection Agency, 1993. *Wildlife exposure factors handbook, volume II*. Retrieved 16/6/2004 from U.S. Environmental Protection Agency: National Center for Environmental Assessment:<http://cfpub.epa.gov/ncea/cfm/wefh.cfm?ActType=default>.
 10. Zoological Museum Amsterdam, 2004. *ZMA bird collection: Bird type index*. Retrieved 26/5/2004 from <http://ip30.eti.uva.nl/zma3d/Parulidae.html>.
- F. Unpublished data and reports (8 documents)
1. Baillie, J.E.M. 2001. Unpublished data on island bird species. Department of Biology, Imperial College, Silwood Park, Ascot, U.K.
 2. Bennett, P.M. 1986. Unpublished data. Department of Biology, University of Sussex, Sussex, U.K.
 3. Bennett, P.M. 2003. Unpublished data (in part repeated from Bennett, 1986). Institute of Zoology, Regent's Park, U.K.
 4. Olson, V.A. 2001. Unpublished data. Department of Zoology and Entomology, University of Queensland, Brisbane, Australia.
 5. Royal Ontario Museum, 2001. Weight data for *Swynnertonia swynnertoni*. Unpublished.
 6. Shorten, R. et al. 1996. *Management of the Echo Parakeet (*Psittacula eques*) of Mauritius, 1995-96 Season*. Unpublished report to Jersey Wildlife Preservation Trust, Mauritian Wildlife Fund, and World Parrot Trust.
 7. Shorten, R. et al. 1997. *Management report, 1997 Season*. Unpublished report to Jersey Wildlife Preservation Trust, Mauritian Wildlife Fund, and World Parrot Trust.

8. Young, H.G. 1994. The systematic position of Meller's duck *Anas melleri*: a behavioural approach. Unpublished M.Sc. Thesis. Department of Biosciences, University of Kent, Canterbury, U.K.