

Kent Academic Repository

Full text document (pdf)

Citation for published version

Turki, Badredin and Parker, Edward A. and Saunders, Rachel and Wheeler, Joseph S. R. and Yeates, Stephen and Batchelor, John C. (2015) Deficiencies in Printed FSS Intended for Application in Smart Buildings. In: IEEE APSURSI 2015, 19-24 July 2015, Vancouver.

DOI

Link to record in KAR

<http://kar.kent.ac.uk/50333/>

Document Version

Publisher pdf

Copyright & reuse

Content in the Kent Academic Repository is made available for research purposes. Unless otherwise stated all content is protected by copyright and in the absence of an open licence (eg Creative Commons), permissions for further reuse of content should be sought from the publisher, author or other copyright holder.

Versions of research

The version in the Kent Academic Repository may differ from the final published version.

Users are advised to check <http://kar.kent.ac.uk> for the status of the paper. **Users should always cite the published version of record.**

Enquiries

For any further enquiries regarding the licence status of this document, please contact:

researchsupport@kent.ac.uk

If you believe this document infringes copyright then please contact the KAR admin team with the take-down information provided at <http://kar.kent.ac.uk/contact.html>

Deficiencies in Printed FSS Intended for Application in Smart Buildings

Badredin M. Turki¹, Edward A. Parker¹, Rachel Saunders², Joseph Wheeler², Stephe G. Yeates² and John C. Batchelor¹

¹School of Engineering and Digital Arts, University of Kent, Canterbury, UK, bmmt2@kent.ac.uk

²Organic Materials Innovation Centre (OMIC), School of Chemistry, University of Manchester

Abstract—Errors occur in the process of digital printing of frequency selective screens using conductive inks. This paper describes some of the defects observed during the printing process and investigates their effect on the resonance frequencies of arrays that might be fabricated in practice. The elements are simple linear dipoles. The presence of the classes of error described would be serious in the case of elements with complex geometries.

I. INTRODUCTION

The spread of wireless technology which in the majority uses congested un-licensed bands has led to deterioration in signal quality, and there are concerns over privacy of the information within and outside buildings. Frequency selective surfaces have been known for many years for applications such as multiband reflectors and as spatial filters used in side lobe suppression and beam forming. Recently, frequency selective surfaces have been proposed for use in buildings providing enhancement to the wireless communications by decreasing co-channel interference and physically increasing communications security by screening [1].

The emergence of digitally fabricated FSS panels using inkjet printing has given a potential method of providing low-cost panels in large-scale production, compared with the conventional copper etching process. The additive drop-on-demand technology controls the amount of ink deposited and have been used in producing UHF electromagnetic structures. Low-cost FSS screens with a satisfactory level of isolation of about -20 dB have been demonstrated where the number of deposited ink layers, dot-spacing and different sintering process have been optimized [2]-[4]. Inkjet technology has also another distinction over conventional copper etching techniques with the ability to print on cheap organic substrates such as paper.

Nevertheless, producing low-cost screens may lead to some imperfections in the printed elements which could degrade the performance and result in compromised isolation levels. Errors such as absent elements and clusters of elements have been reported previously and it was concluded that randomly distributed errors in printing of 15-20% of the elements could be accepted while achieving a required -20 dB null depth, while in the case of clustered faults, about 10% faulty elements could be tolerated [5], [6].

The purpose of this paper is to focus on errors that have been observed during the printing process and seeks to understand their effects should they be mass produced. Issues resulting from fully or partially blocked print nozzles are investigated.

Fig.1 shows some of the errors observed during the production of FSS printed onto PEL sheets. Some of those errors led to the dipoles being divided into 2 or more elements, as a result of either horizontal or vertical cuts. Figs.1 (b) and (d) show the effect of a spurious line generated by ink spray resulting from a partially blocked nozzle.




Fig.1 Defective dipole elements: (a) dipole with a slot, (b) dipole with two sprayed edge lines, (c) dipole with Horizontal gaps and (d) misaligned dipole with horizontal gaps.

II. MODELLING PRINTING ERRORS

Dipole elements with defects observed were modelled in CST Microwave Studio™ and in order to simplify the simulation, periodic boundaries were used so that all elements suffered the same defect. This represents a worst case scenario. Dipoles with 9.4mm length, 1mm width were arranged in a square lattice geometry with a periodicity of 10.4. Fig.2 shows some of the modelled printing error scenarios.

III. RESULTS

The simulated resonance frequency (f_r) of the perfect dipole FSS array was about 11.42GHz. The introduction of the horizontal gaps of widths of 0.1, and 0.2 mm in Figs.2 (a) & (b), which may result from a blocked nozzle, results in increasing f_r by 30 and 60 MHz respectively.

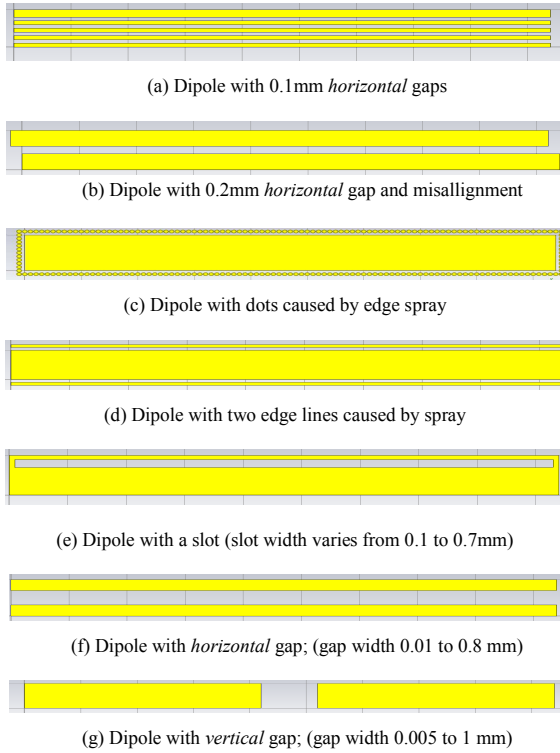


Fig.2 Modelled dipole FSS printing errors

Figs.2 (c) & (d) represent the ink spray effect as a result of partially blocked nozzles. The two narrow edge lines and the dots around the dipoles caused a modelled decrease in f_r of 350 and 550 MHz respectively. This is a consequence of the capacitive loading that was produced by those lines.

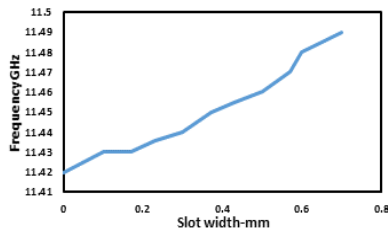


Fig.3 Resonance frequency vs. Slot width

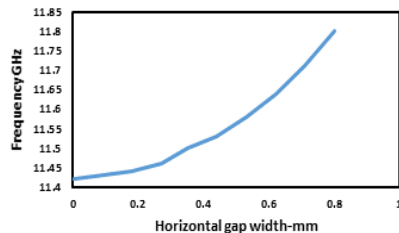


Fig.4 Resonance frequency vs. horizontal gap width

Fig.3 shows the effect of having a slot in the elements as depicted in Fig.1 (a) and Fig.2 (e). The impact of the horizontal and vertical gaps (Figs.2 (f) & (g)) is shown in Figs.4 and 5, respectively.

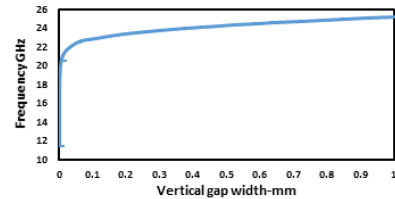


Fig.5 Resonance frequency vs. vertical gap width

IV. CONCLUSION

Simulations show that in the case of dipole FSS, printing errors causing vertical gaps have, as might be expected, a greater impact on the resonance frequency than horizontal gaps and enclosed horizontal slots within the dipoles. A tiny vertical gap of about 0.005mm in the dipole centres led to an increase in frequency of about 9 GHz (Fig.5) compared with less than 400MHz in the cases of horizontal gaps and enclosed horizontal slots – the current distribution was seriously affected, as to be expected. In [5] it was reported that dipoles with vertical gaps could be tolerated if the defected elements are less than 20% of the total number of elements, where the FSS still provides an acceptable level of reflection in the desired band of operation. However, all of the errors presented could have a severe impact on highly convoluted elements as the two dimensional nature of these designs means that horizontal defects could also disturb the current flow.

REFERENCES

- [1] M. Philippakis, C. Martel, D. Kemp, S. Appleton, R. Pearson, and E. A. Parker, "Application of FSS Structures to Selectively Control the Propagation of signals into and out of buildings, Annex 3," *Ofcom ref AY4464*, pp. 1–54, 2004.
- [2] V. Sanchez-Romaguera, S. Wünscher, B. Turki, D. Oyeka, R. Abbel, B. Silvia, T. Daniel J., J. C. Batchelor, E. A. Parker, U. S. Schubert, and S. G. Yeates, "Inkjet printed paper based Frequency Selective Surfaces and on-skin RFID tags; the interrelation between silver nanoparticle ink, paper substrate and low temperature sintering technique selection," *J. Mater. Chem. C*, in press.
- [3] V. Sanchez-Romaguera, M. A. Ziai, D. Oyeka, S. Barbosa, J. S. R. Wheeler, J. C. Batchelor, E. A. Parker, and S. G. Yeates, "Towards inkjet-printed low cost passive UHF RFID skin mounted tattoo paper tags based on silver nanoparticle inks," *J. Mater. Chem. C*, vol. 1, no. 39, p. 6395, 2013.
- [4] J. C. Batchelor, E. A. Parker, J. A. Miller, V. Sanchez-Romaguera, and S. G. Yeates, "Inkjet printing of frequency selective surfaces," *Electron. Lett.*, vol. 45, no. 1, p. 7, 2009.
- [5] B. M. Turki, E. A. Parker, J. C. Batchelor, M. A. Ziai, S. G. Yeates, and V. Sanchez-Romaguera, "Influence of defective elements on performance of frequency selective surfaces," *Electron. Lett.*, vol. 49, no. 17, pp. 1054–1055, Aug. 2013.
- [6] B. M. Turki, E. A. Parker, M. A. Ziai, J. C. Batchelor, V. Sanchez-Romaguera, and S. G. Yeates, "Study of clusters of defects in low-cost digitally fabricated frequency selective surfaces," in *The 8th European Conference on Antennas and Propagation (EuCAP 2014)*, 2014, pp. 779–801.