



# Kent Academic Repository

**Tucker, Joshua T., Strange, Paul, Mironowicz, Piotr and Quintanilla, Jorge (2024)**  
***Quantum-assisted Rendezvous on Graphs: Explicit Algorithms and Quantum Computer Simulations.*** *New Journal of Physics*, 26 . ISSN 1367-2630.

## Downloaded from

<https://kar.kent.ac.uk/106104/> The University of Kent's Academic Repository KAR

## The version of record is available from

<https://doi.org/10.1088/1367-2630/ad78f8>

## This document version

Publisher pdf

## DOI for this version

## Licence for this version

CC BY (Attribution)

## Additional information

For the purpose of open access, the author has applied a CC BY public copyright licence to any Author Accepted Manuscript version arising from this submission.

## Versions of research works

### Versions of Record

If this version is the version of record, it is the same as the published version available on the publisher's web site. Cite as the published version.

### Author Accepted Manuscripts

If this document is identified as the Author Accepted Manuscript it is the version after peer review but before type setting, copy editing or publisher branding. Cite as Surname, Initial. (Year) 'Title of article'. To be published in ***Title of Journal***, Volume and issue numbers [peer-reviewed accepted version]. Available at: DOI or URL (Accessed: date).

## Enquiries

If you have questions about this document contact [ResearchSupport@kent.ac.uk](mailto:ResearchSupport@kent.ac.uk). Please include the URL of the record in KAR. If you believe that your, or a third party's rights have been compromised through this document please see our [Take Down policy](https://www.kent.ac.uk/guides/kar-the-kent-academic-repository#policies) (available from <https://www.kent.ac.uk/guides/kar-the-kent-academic-repository#policies>).

PAPER • OPEN ACCESS

## Quantum-assisted rendezvous on graphs: explicit algorithms and quantum computer simulations

To cite this article: J Tucker *et al* 2024 *New J. Phys.* **26** 093038

View the [article online](#) for updates and enhancements.

You may also like

- [Trajectory control with continuous thrust applied to a rendezvous maneuver](#)  
W G Santos and E M Rocco
- [A Rendezvous Mission to the Second Earth Trojan Asteroid 2020 XL<sub>6</sub> with Low-Thrust Multi-Gravity Assist Techniques](#)  
Shi-Hai Yang, Bo Xu and Xin Li
- [Entangled rendezvous: a possible application of Bell non-locality for mobile agents on networks](#)  
P Mironowicz



## PAPER

## Quantum-assisted rendezvous on graphs: explicit algorithms and quantum computer simulations

## OPEN ACCESS

## RECEIVED

18 June 2024

## REVISED

28 August 2024

## ACCEPTED FOR PUBLICATION





10 September 2024

## PUBLISHED

25 September 2024

Original Content from  
this work may be used  
under the terms of the  
[Creative Commons  
Attribution 4.0 licence](#).

Any further distribution  
of this work must  
maintain attribution to  
the author(s) and the title  
of the work, journal  
citation and DOI.

J Tucker<sup>1</sup> , P Strange<sup>1</sup> , P Mironowicz<sup>2,3,4</sup>  and J Quintanilla<sup>1,\*</sup> <sup>1</sup> University of Kent, School of Physics & Astronomy Ingram Building, Canterbury, Kent CT2 7NH, United Kingdom<sup>2</sup> International Centre for Theory of Quantum Technologies, University of Gdańsk, Wita Stwosza 63, 80-308 Gdańsk, Poland<sup>3</sup> Department of Physics, Stockholm University, S-10691 Stockholm, Sweden<sup>4</sup> Department of Algorithms and System Modeling, Faculty of Electronics, Telecommunications and Informatics, Gdańsk University of Technology, Gdańsk, Poland

\* Author to whom any correspondence should be addressed.

E-mail: [j.quintanilla@kent.ac.uk](mailto:j.quintanilla@kent.ac.uk).**Keywords:** rendezvous problems, quantum entanglement, quantum information, quantum game theory, operational research, quantum memories, quantum computers

## Abstract

We study quantum advantage in one-step rendezvous games on simple graphs analytically, numerically, and using noisy intermediate-scale quantum (NISQ) processors. Our protocols realise the recently discovered (Mironowicz 2023 *New J. Phys.* 25 013023) optimal bounds for small cycle graphs and cubic graphs. In the case of cycle graphs, we generalise the protocols to arbitrary graph size. The NISQ processor experiments realise the expected quantum advantage with high accuracy for rendezvous on the complete graph  $K_3$ . In contrast, for the graph  $2K_4$ , formed by two disconnected 4-vertex complete graphs, the performance of the NISQ hardware is sub-classical, consistent with the deeper circuit and known qubit decoherence and gate error rates.

## 1. Introduction

Quantum entanglement, as illustrated by the violation of Bell's inequalities [2, 3], is a fundamental feature of the physical Universe and the basis of an increasing number of quantum technologies [4]. Here we are concerned with the use of quantum entanglement to allow separate agents to achieve higher levels of coordination than would be possible classically without sending signals. The theoretical underpinning of this possibility is provided by quantum game theory [5] which extends classical game theory [6] by allowing players to exploit shared, entangled quantum resources. This has potential applications, for instance, for distributing tasks efficiently within an edge computing paradigm [7], where the aim is to carry out computational tasks on the 'edge' of the network, minimizing traffic.

Our particular interest is in using quantum entanglement to coordinate the actions of spatially-separated, mobile agents that are trying to converge on the same location. A simple scenario of this type was first introduced by Caslav *et al* [8]. In it, two 'agents' or 'players' start at the N and S poles of a sphere and converge on the equator. If the players share a Bell state, they can probe it locally to decide which direction to move and find each other with greater probability than would be possible classically.

In the present work, we are concerned with rendezvous problems. The rendezvous problem, originally formulated by Alpern [9], involves scenarios where individuals or entities must find each other without prior knowledge of each other's initial locations. This contrasts with the scenario in reference [8] where initial locations are known.

Rendezvous problems exhibit diverse variations. One of the distinguishing traits is whether the entities conduct their moves synchronously [10–12] or asynchronously [13–15]. The reason for synchronous moves usually lays in waiting times at the rendezvous points, or in specific travel timings. In this work we concentrate on the synchronous variants.

Rendezvous problems can also be classified by the environment in which they occur. The most important distinction is between discrete environments [16, 17] (often referred to as networks [18]) and continuous spaces such as a line [19], a circle [20], or a plane [21]. The spaces can model physical space, computer networks and the radio-frequency spectrum, to name a few examples. The present work focuses on networks, in particular cubic graphs and cycles, or rings [22], which have recently gained increased attention [23–25].

Areas of practical application for rendezvous protocols include distributed computing [26], communications including cognitive radio networks [27, 28], and robotics including robot swarms and unmanned aerial vehicles [29, 30]. Each application benefits from the unique strategies developed for solving different variants of the rendezvous problem.

The existence of a quantum advantage in rendezvous problems has been established in principle by recent work by one of the present authors using semi-definite programming [1]. Numerical bounds on the optimal classical and quantum strategies for rendezvous with a small number of steps on simple graphs with up to 8 nodes were obtained, and it was found that in many instances the optimal quantum strategies have higher winning probabilities than any classical one. That work has recently been extended to other graph geometries and the related problem of graph domination [31].

In order for quantum-assisted rendezvous to be realised experimentally and show practical utility we must achieve a number of goals:

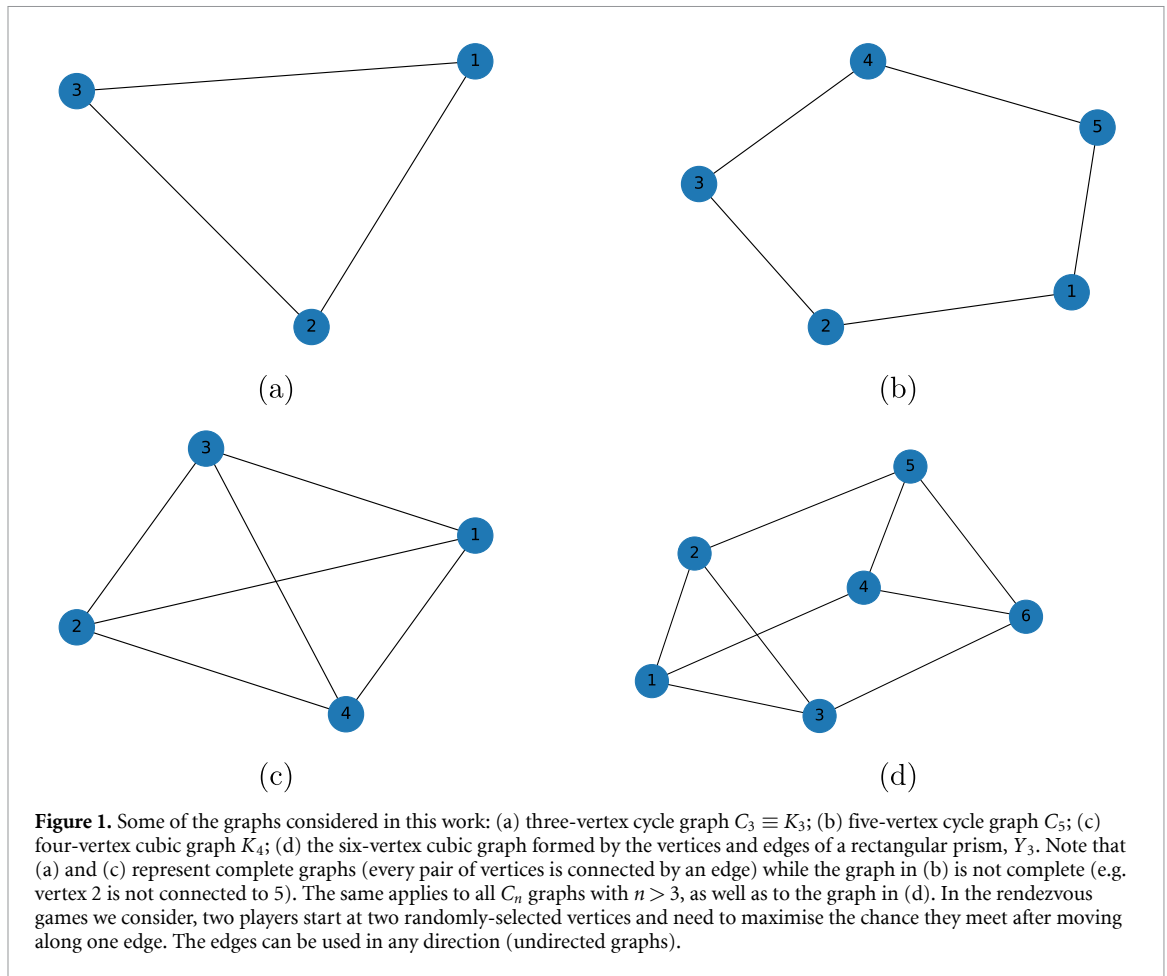
1. to develop explicit quantum algorithms that realise the recently-discovered [1, 31] quantum advantages;
2. to gain an understanding of the practical advantage when those algorithms are implemented in imperfect quantum hardware;
3. to generalise the algorithms to more complex problems which are more directly related to real-world situations [1, 31];
4. and, finally, to develop the necessary technologies for specific applications, such as long-lived and/or portable quantum memories and accurate state-preparation hardware.

In the present work, we take some initial steps towards goals 1–3. In particular, we develop an explicit algorithm that realises the known quantum advantages for some of the 1-step games on  $N$ -cycles with  $3 \leq N \leq 9$  considered in reference [1] (contributing to goal No. 1), generalising them to arbitrary  $N$  (contributing to goal No. 3), and for one of the 8-site cubic graphs in the same reference (advancing goal No. 1). Furthermore, we provide Qiskit implementations [32] of these algorithms and use them to simulate rendezvous scenarios using simulated ideal quantum hardware as well as real quantum hardware [33]. The former allows us to observe the emergence of quantum advantage upon averaging over a sufficient number of trials, allowing us to confirm that our algorithms realise optimal quantum strategies (goal No. 1). The latter allows us to start probing the practical limits when using imperfect quantum hardware (goal No. 2). Remarkably, for the three-cycle we achieve nearly all of the expected quantum advantage using real quantum hardware. In contrast for the eight-site cubic graphs (where we need more qubits and the quantum circuits realising the optimal quantum strategy are much deeper) the quantum strategy performs much worse than the optimal classical strategy, but this failure can be understood in terms of the limitations of the specific hardware platform we used. We will discuss the implications of our results for experimental realisations of quantum-assisted rendezvous and explore how the analytical and computational approaches we have developed can be used to investigate more complex scenarios.

The paper is organised as follows: in section 2 we describe our conventions and methodology. Sections 3–4 present our results for cycle graphs. Section 3 in particular presents an analytical theory for cycle graphs with arbitrary numbers of vertices, or sites. Section 4 presents a quantum-circuit implementation of that theory for the case of a graph with 3 sites and describes the results obtained when the circuit is run on simulated and real quantum hardware. Sections 5 and 6 deal with cubic graphs. In section 5 we present an analytical treatment of the four-site cubic graph based on spin-1 particles. Section 6 discusses its implementation on qubit-based machines and again presents results on simulated and real quantum hardware for an eight-site graph composed of two independent four-site ones. Section 7 discusses our results and section 8 presents our conclusions.

## 2. Conventions and methodology

We consider cooperative rendezvous games. In them, a number of players are placed at random starting locations with the goal of finding the other players in the least amount of time. In this work we focus on simple scenarios where there are two players moving on an undirected graph with  $N$  sites, or vertices, joined by equally-weighted edges. The players will be assumed to move synchronously and a single move will be allowed before deciding whether the game has been won or lost. Furthermore, we restrict ourselves to cycle



graphs and cubic graphs. Specifically, we will discuss  $N$ -vertex graphs consisting of a single cycle, denoted  $C_N$ , with  $N = 3, 4, \dots, \infty$  (including the complete three-vertex graph  $K_3 \equiv C_3$ ) and two cubic graphs: the complete four-vertex graph  $K_4$  and the eight-vertex graph  $2K_4$  formed by two disconnected instances of  $K_4$ <sup>5</sup>. We will assume that the vertices are labelled and that the players know these labels and can use them to decide their moves—in other words, the players share a complete ‘map’ of the graph (labelled-network rendezvous). On the other hand, unless stated otherwise we will force the players to follow exactly the same algorithm (player-symmetric). Figure 1(a) displays some of the graphs we consider and establishes the labelling conventions.

Following [1] we introduce Boolean variables  $W, E, S$  defining the type of game played on a given graph. They determine, respectively, whether waiting is a valid move, whether players can meet on edges upon transposition of their locations, and whether the initial random positions include the possibility of starting on the same vertex. Unless otherwise specified we will consider the case where waiting is not allowed ( $W = 0$ ), players cannot meet on edges ( $E = 0$ ), and the initial location may be the same for both players ( $S = 1$ ).

In quantum-assisted rendezvous games players (conventionally named ‘Alice’, or A, and ‘Bob’, B) are provided with distinct, but entangled parts of a shared quantum system. We now state our assumptions about the nature of this shared quantum memory and the way the players use it to decide their moves. The quantum memory consists of 2 qudits, one for each player. Each qudit is a  $d$ -state system, where  $d$  equals the degree of the vertices of the graph. In other words, we will work with two qubits in the case of cycle graphs and two qutrits for cubic graphs<sup>6</sup>. When a player probes their qudit, they use the result to decide which of the  $d$  edges available to them they will take. Prior to the measurement, each player executes a unitary transformation of their qudit in the form of a rotation of their measurement angles which depends exclusively on the site the player find themselves in.

<sup>5</sup> In this context ‘cubic’ has a strictly topological meaning namely that each vertex has degree 3 (in other words, it is connected to three other vertices via three distinct edges). By definition cycle graphs cannot be cubic as all their vertices have degree 2. In complete graphs every vertex is connected to every other vertex.

<sup>6</sup> In practice, as we shall see below, the quantum-circuit implementation of our simulations will require describing the two qutrits using four qubits.

It is worth noting that the above assumptions do not exhaust the possibilities. For instance, additional quantum advantage might, in principle, be gained using a greater number of qudits. And both the classical and quantum-assisted games might improve if the two players follow different strategies. These variations are discussed in section 7.

There is a subtlety in the definition of  $S = 1$  regarding whether players are allowed to check if they are on the same site before they make their move or not. We will refer to these two variants as the ‘check-first’ and ‘check-later’ versions of the game, respectively. If we adopt the former definition, the winning probabilities of a given strategy for  $S = 1$  and  $S = 0$  are related via:

$$P_{S=0} = \frac{NP_{S=1} - 1}{N - 1} \quad (1)$$

where  $N$  is the number of vertices on the graph. The proof is very simple and can be found in [appendix \[1\]](#) adopts the opposite definition and as a result the winning probabilities obtained in that work for  $S = 0$  and  $S = 1$  do not have the simple relationship captured by equation (1). Here we will state explicitly the definition we are using in each case.

### 3. Cycle graphs: theory

In this section we propose an ansatz strategy for cycle graphs  $C_N$  and optimize it for  $N = 3, 4, \dots, \infty$ . For clarity we start with a detailed discussion of the complete three-site cycle graph  $K_3 \equiv C_3$  and then we present the general theory for  $C_N$ .

#### 3.1. Three-site cycle graph

We start with the graph shown in figure 1(a). The adjacency list for this graph is  $\{\{2, 3\}, \{1, 3\}, \{1, 2\}\}$ <sup>7</sup>

To establish quantum advantage the strategy needs to be compared to the optimal classical one. There are a number of optimal classical strategies for rendezvous in this scenario. In one of them each player goes to the lowest numerical index available:

$1 \rightarrow 2, 2 \rightarrow 1, 3 \rightarrow 1$ . We can record all possible starting locations of each player and decide whether they meet (W) or do not meet (L) whilst following this particular strategy<sup>8</sup>, resulting in a ‘win-loss table’. This is table 1.

Due to the deterministic nature of our strategy, each action in the grid is certain to happen if the players start on the corresponding vertices. Therefore the conditional probability of winning the game if Alice starts on vertex  $a$  and Bob starts on vertex  $b$  is  $P(\text{win}|a, b) = 1$  or  $0$  depending on whether there is a W or L on the table, respectively. From this the probability of rendezvous  $P_w$  is trivially calculated as

$$P_w = \frac{1}{9} \sum_{a,b=1}^3 P(\text{win}|a, b) = \frac{5}{9}. \quad (2)$$

The above success rate depends on the prior agreement of the players to use the same optimal strategy (go-to-lowest or go-to-highest). Consider now the case when Alice and Bob have not been allowed to agree on a protocol beforehand. They may then choose between the two available optimal strategies by flipping coin. The resulting win-loss table is shown in table 1. Since Alice’s and Bob’s coins are uncorrelated, this results in them making the same choice only half of the time. This leads to an overall reduction of the winning probability which becomes

$$P_w = \frac{1}{9} \sum_{a,b=1}^3 \frac{1}{4} \sum_{n,m=0}^1 P(\text{win}|a, b; n, m) = \frac{1}{3}. \quad (3)$$

Here,  $P(\text{win}|a, b; n, m)$  is the conditional probability that the game is won if Alice starts on  $a$ , Bob starts on  $b$ , and their respective coin-toss outcomes are  $n$  and  $m$ . This is 1 for the cases marked W in table 1, 0 otherwise. Note that the table implicitly assumes the check-later definition of  $S = 1$  (see section 2). With the check-first definition, we gain 6 more wins in the diagonal block and the probability of winning the game increases to  $1/2$ . Either way the deterministic strategy (whose winning probability is independent of the definition we adopt) is preferable.

<sup>7</sup> We use standard set notation. Each element of the main set is a subset representing a vertex on the graph. The elements of the subset represent the vertices that connect to it.

<sup>8</sup> Since all optimal strategies give, by definition, the same probability of rendezvous we only need to analyse one of them.

**Table 1.** Win-lose table for our rendezvous one-step game on the graph  $C_3 \equiv K_3$  (figure 1(a)). In (a) Alice and Bob have previously agreed to use the same optimum classical strategy. In (b) the players independently decide which of the two optimal strategies to choose by the flip of a coin (or by examining a qubit). In both tables, the first column shows the vertex  $a = 1, 2, 3$  Alice starts on at the start of the game and the first row shows the vertex  $b = 1, 2, 3$  Bob starts on. In (b) the second column and row, respectively, show the results of the two coin flips  $n, m = 0, 1$ . **W** means that the players win the game, L that they lose. The second table assumes the check-later definition of  $S = 1$  introduced in section 2 (with the check-first definition, the diagonal  $2 \times 2$  blocks become solid wins).

(a)					(b)								
					Bob								
					1		2		3				
					0	1	0	1	0	1			
					1		2		3				
Alice	1	W	L	L	1	0	W	L	L	L	L	W	
		L	W	W		1	L	W	L	W	L	L	
		L	W	W		2	0	L	L	W	L	W	L
Alice	2	L	W	W	2	1	L	W	L	W	L	L	
		L	W	W		3	0	L	L	W	L	W	L
		L	W	W		1	W	L	L	L	L	L	W

At first sight, the superiority of the optimal, deterministic strategy can be simply understood by the introduction of the new variables  $n, m = 0, 1$  that represent the results of Alice’s and Bob’s coin tosses. Each of the nine entries in table 1 becomes a  $4 \times 4$  grid in table 1. Not all the entries on the grid coming from a winning entry in the first table represent wins. However, on closer inspection one realises that the grids representing losing entries in the second table now contain wins as well. Therefore, the probabilistic strategy introduces new routes to winning the game. This fact can be exploited to find quantum strategies that improve on the optimal classical strategy.

We now consider the quantum case. In line with the assumptions introduced in section 2 we give each player one qubit of an entangled pair. Instead of choosing between the go-to-lowest and go-to-highest moves randomly, each player measures their qubit and chooses according to the result of their measurement (‘0’  $\rightarrow$  go-to-lowest, ‘1’  $\rightarrow$  go-to-highest). We will adopt a maximally-entangled, EPR pair [34] ansatz for the initial quantum state  $|\psi\rangle_i$  shared by Alice and Bob:

$$|\psi\rangle_i = \frac{1}{\sqrt{2}} (|0\rangle \otimes |0\rangle + |1\rangle \otimes |1\rangle). \tag{4}$$

Here,  $|0\rangle$  and  $|1\rangle$  represent pure computational-basis states. Physically they could correspond, for example, to spin-up and spin-down states of a spin- $\frac{1}{2}$  particle<sup>9</sup>. The order of the kets indicates who holds each qubit: Alice (first) or Bob (second).

If Alice and Bob measure their qubits in the computational basis, equation (4) ensures that they obtain the same result. This rules out the off-diagonal elements for the  $4 \times 4$  blocks in table 1 and reduces it to two versions of table 1 corresponding to  $(n, m) = (0, 0)$  and  $(1, 1)$ , respectively [in the second copy, the wins at  $(a, b) = (3, 2)$  and  $(2, 3)$  are replaced with losses, while the losses at  $(2, 1)$  and  $(1, 2)$  become wins]. The result is that we obtain the same winning probability (2) as when using the optimal classical strategy.

The above result realises the bound obtained for local hidden-variables (LHV) theories in [1]. Indeed, the same outcome could be obtained by issuing Alice and Bob, before the start of the game, with sealed envelopes containing their instructions<sup>10</sup>.

To go beyond what is allowed by classical and LHV theories we need to violate Bell’s inequalities [36, 37] by having Alice and Bob rotate their measurement axes by different amounts before making their measurements. They do this by applying a rotation to their qubit around the  $y$  axis,

$$\hat{R}_y(\theta) = e^{-i\frac{1}{2}\theta\hat{\sigma}_y}, \tag{5}$$

<sup>9</sup> When discussing change of basis for a measurement, we will use the usual convention where measuring the qubit in the computational basis is equivalent to measuring the spin component along the  $z$  axis, and other measurements can be obtained by rotations around the  $x, y, z$  axes.

<sup>10</sup> There is a subtle physical difference, though: in the case when two entangled qubits are used to coordinate the actions, the outcome is not pre-determined (unless we adopt a non-local hidden variables interpretation of Quantum Mechanics [35]).



where  $\theta_i$  is an angle that depends on the vertex the player has started on ( $i = 1, 2, 3$ ). The final state after the rotations is

$$\begin{aligned} |\psi\rangle_f &= [\hat{R}_y(\theta_a) \otimes \hat{R}_y(\theta_b)] |\psi\rangle_i \\ &= \frac{1}{\sqrt{2}} \left[ \cos\left(\frac{\theta_b - \theta_a}{2}\right) |00\rangle - \sin\left(\frac{\theta_a - \theta_b}{2}\right) |01\rangle \right. \\ &\quad \left. + \sin\left(\frac{\theta_a - \theta_b}{2}\right) |10\rangle + \cos\left(\frac{\theta_b - \theta_a}{2}\right) |11\rangle \right], \end{aligned} \quad (6)$$

where we have used the habitual shorthand for tensor-product states (e.g.  $|01\rangle \equiv |0\rangle \otimes |1\rangle$ ). Projecting onto the computational-basis states yields the following conditional probabilities for the possible measurement outcomes 00,01,10, and 11:

$$\begin{pmatrix} P_{a,b}^{0,0} & P_{a,b}^{0,1} \\ P_{a,b}^{1,0} & P_{a,b}^{1,1} \end{pmatrix} = \frac{1}{2} \begin{pmatrix} \cos^2\left(\frac{\theta_b - \theta_a}{2}\right) & \sin^2\left(\frac{\theta_a - \theta_b}{2}\right) \\ \sin^2\left(\frac{\theta_a - \theta_b}{2}\right) & \cos^2\left(\frac{\theta_b - \theta_a}{2}\right) \end{pmatrix}. \quad (7)$$

For a given pair of values of the site indices  $a$  and  $b$ , this matrix gives the probabilities of the lose (L) and win (W) outcomes in the corresponding  $2 \times 2$  block of table 1. Note that these probabilities are conditional upon Alice having started on site  $a$  and Bob on site  $b$  i.e.  $P_{a,b}^{n,m} \equiv P(n, m|a, b)$  whence  $\sum_{n,m} P_{a,b}^{n,m} = 1$ . If both players start on the same square ( $a = b$ ) we obtain  $P_{a,b}^{n,m} = \frac{1}{2} \delta_{n,m}$  as in the LHV strategy above. However, for off-diagonal blocks ( $a \neq b$ ) there is finite probability for Alice and Bob to obtain different measurement outcomes ( $n \neq m$ ). This in particular opens the possibility of winning when  $(a, b) = (1, 2), (1, 3), (2, 1)$  or  $(3, 1)$  which are certain losses for the go-to-lowest optimal classical strategy.

Summation of  $P_{a,b}^{n,m}$  over all combinations of starting sites  $a, b$  and measurement outcomes  $n, m$  leading to a win gives, after normalisation,

$$P_w = \frac{1}{9} \left( 3 + 2P_{1,2}^{1,1} + 2P_{1,3}^{0,1} + 2P_{2,3}^{0,0} \right). \quad (8)$$

Substituting the explicit forms of the conditional probabilities  $P_{a,b}^{n,m}$  from equation (7) yields the following expression for the overall winning probability:

$$P_w = \frac{1}{9} \left[ 3 + \cos^2\left(\frac{\theta_2 - \theta_1}{2}\right) + \sin^2\left(\frac{\theta_3 - \theta_1}{2}\right) + \cos^2\left(\frac{\theta_3 - \theta_2}{2}\right) \right]. \quad (9)$$

Evidently  $P_w \propto \text{constant} + \cos^2(\alpha) + \sin^2(\alpha + \beta) + \cos^2(\beta)$  where  $\alpha \equiv (\theta_2 - \theta_1)/2$  and  $\beta \equiv (\theta_3 - \theta_2)/2$ . This is maximised by  $\alpha = \beta = \pi/3$  which determines the angles  $\theta_1, \theta_2, \theta_3$  up to an arbitrary offset. Choosing the offset for convenience so that the first angle is zero we obtain

$$\theta_1 = 0, \theta_2 = \frac{\pi}{3} \text{ and } \theta_3 = \frac{2\pi}{3}. \quad (10)$$

Substituting these angles back into equation (9) yields

$$P_w = \frac{5}{9} + \frac{1}{36} \quad (11)$$

which is in good agreement with the value 0.58333 quoted in [1] and shows a quantum advantage in the form of a probability increase equal to  $1/36 \approx 0.028$  when compared to (2).

### 3.2. $N$ -site cycle graphs

In the previous section, we have shown how to evaluate the probability of rendezvous for a cycle graph with  $N = 3$  vertices in detail. Here we show how to generalise this for cycle graphs with  $N > 3$ . The vertices of the graph are labelled  $1, 2, 3, \dots, N$  in order as shown in figure 1(c) for  $N = 5$ . Once again, Alice and Bob follow the conditions of the game defined in section 2.



**Table 2.** Probability of winning a one-step rendezvous game on a  $N$ -vertex cycle graph for the case when players are not allowed to wait, they may start on the same vertex, and they may or may not meet on edges, as indicated ( $W = 0, S = 1$ , and  $E = 0, 1$ , respectively). For the classical results  $P_N^c$  they adopt the strategy of moving to the adjacent vertex with the lowest-indexed label. The numbers are exact fractions but are written as numerical values to facilitate comparison with [1] and with the quantum mechanical probabilities  $P_N^q$ .

$P$	$E$	$N = 3$	$N = 4$	$N = 5$	$N = 6$	$N = 7$	$N = 8$	$N = 9$
$P_N^c$	0	0.5556	0.5000	0.3600	0.2778	0.2245	0.1875	0.1605
$P_N^q$	0	0.5833	0.5000	0.3809	0.2917	0.2786	0.2500	0.2189
$P_N^c$	1	0.7778	0.6250	0.4400	0.3889	0.3469	0.3125	0.2593
$P_N^q$	1	0.8333	0.6250	0.4500	0.4167	0.3660	0.3125	0.2778

### 3.2.1. Classical probabilities

The probability  $P_N^c$  of a successful rendezvous using the classical strategy of going to the lowest numerically indexed vertex can be calculated trivially for cycle graphs with any number of vertices  $N$ . For  $N > 3$  it is given by

$$P_N^c = \frac{N + 4}{N^2}. \tag{12}$$

This formula applies irrespective of which of the two definitions of  $S = 1$  introduced in section 2 is adopted (check-first or check-later). Clearly as  $N \rightarrow \infty$ ,

$$NP_N^c \rightarrow 1. \tag{13}$$

for this deterministic strategy. The first few values ( $3 \leq N \leq 9$ ) are shown in the first line of table 2. We conjecture this classical strategy to be optimal with the check-later definition. In particular, it fares better than the random (coin-tossing) strategy which yields

$$P_N^{r,\text{later}} = \frac{1}{N}. \tag{14}$$

In contrast, with the check-first definition the strategy where the players decide between go-to-highest and go-to-lowest by the flip of a coin gives,

$$P_N^{r,\text{first}} = \frac{3}{2N}, \tag{15}$$

which beats the winning probability in equation (12) for  $N > 8$ . The asymptotic winning probability for large  $N$  for this strategy obeys

$$NP_N^{r,\text{first}} \rightarrow \frac{3}{2}. \tag{16}$$

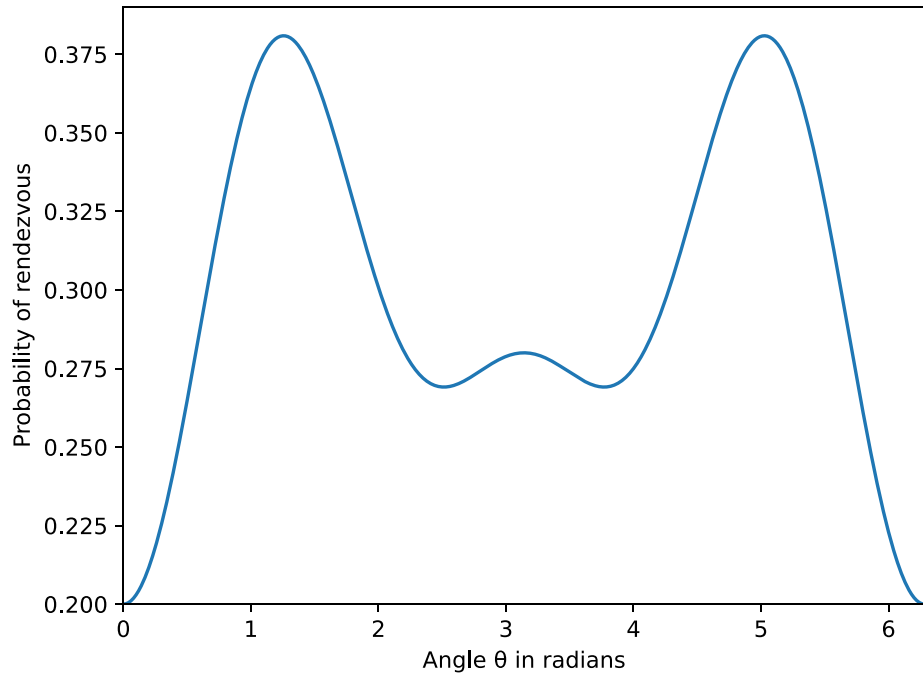
### 3.2.2. Quantum probabilities with $E = 0$

The quantum strategy for  $C_N$  ( $N > 3$ ) is analogous to that employed for  $N = 3$ . Specifically, we provide Alice and Bob with the same shared quantum state as in the  $N = 3$  case (equation (4)). As in the  $N = 3$  case, both Alice and Bob rotate their apparatuses through an angle  $\theta_{a(b)}$  according to the index  $a(b)$  of the vertex they are currently occupying. They then measure the spin of their particle and move according to the same strategy defined in section 3.1. The conditional probability  $P_{a,b}^{n,m}$  that the outcome of Alice’s measurement will be  $n$  while that of Bob’s will be  $m$ , given their starting sites  $a, b$ , is evidently still given by equation (7). Note that this depends only on  $\theta_a - \theta_b$ , but not on  $\theta_a$  and  $\theta_b$  separately.

The derivation of the probability of rendezvous proceeds entirely analogously to the  $N = 3$  case. If both players start at the same vertex ( $a = b$ ) then  $\theta = 0$ , both players will obtain the same measurement, and hence they will definitely rendezvous irrespectfully of the definition we adopt for  $S = 1$  (see section 2). If they start on different vertices there are a number of possible outcomes, some of which lead to rendezvous and others not, whose corresponding probabilities depend only on  $\theta$ . For arbitrary  $N$  equation (8) generalises to

$$P_N^q = \frac{1}{N^2} \left[ N + 2 \left( P_{1,3}^{0,0} + P_{2,4}^{1,0} + P_{3,5}^{1,0} + \dots + P_{N-3,N-1}^{1,0} + P_{N-2,N}^{1,1} + P_{N-1,1}^{1,1} + P_{N,2}^{0,0} \right) \right]. \tag{17}$$

Here we have taken into account that for one-step games Alice and Bob can only rendezvous if they start on the same site or the shortest path between them passes through exactly one intermediate vertex. We have also made use of the symmetry  $P_{i,j}^{n,m} = P_{j,i}^{m,n}$ .



**Figure 2.** Winning probability function for a five-vertex cycle graph as given by equation (19), plotted against the measurement angle increment  $\theta$ .

In principle, optimizing the strategy involves finding the best values for all the angles  $\theta_1, \theta_2, \dots, \theta_N$ . In view of the result we obtained for  $N = 3$ , equation (10), it would seem reasonable to take  $\theta_j = (j - 1)\theta$ . This ansatz, however, leads to a winning probability below the optimal bounds given in [1]. The reason can be understood simply as follows: the terms contributing to a win in equation (17) involve Alice and Bob getting different measurement outcomes in all cases except when one of them starts on vertices numbers 1 or  $N$ , in which case identical measurement outcomes are required. According to equation (7) the different-outcome probabilities are given by a  $\sin^2$  function while the equal-outcome probabilities are given by a  $\cos^2$ . This introduces a tension in the optimization of the angle  $\theta$ : increasing  $\theta$  from zero improves the contribution from pairs of vertices not involving 1 or  $N$  while it reduces the contribution from those sites. However, this tension comes from our choice of labels, which makes sites 1 and  $N$  special. But the graph has cyclic symmetry so there should be no special sites. Indeed, the tension can be relieved by adding a  $\pi/2$  phase shift at sites 1 and  $N$ . That turns the  $\cos^2$  terms into  $\sin^2$  and so effectively undoes the artifact of the labelling convention. We thus take

$$\theta_j = (j - 1)\theta + \pi(\delta_{j,1} + \delta_{j,N}). \tag{18}$$

Adopting this procedure we find for  $N = 5$ , for example,

$$P_5^q = \frac{1}{25} \left[ 5 + 3 \sin^2 \theta + 2 \sin^2 \left( \frac{3\theta}{2} \right) \right]. \tag{19}$$

A plot of this quantity is shown in figure 2. We take its maximum value which occurs at 1.257 radians and is equal to 0.3809. This is the number given in table 4 of [1] which confirms that this strategy is optimal.

We can use equation (17) to evaluate the winning probability for any value of  $N$ . In the general case we obtain

$$P_N^q = \frac{1}{N^2} \left[ N + (N - 2) \sin^2 \theta + 2 \sin^2 \left( \frac{N - 2}{2} \theta \right) \right]. \tag{20}$$

Substituting the values of  $\theta$  that maximise  $P_N^q$  in this formula agrees with all the results found numerically in [1] for quantum-assisted rendezvous on cycle graphs with  $E = 0$ . In the first row of table 3 we show the values of  $\theta$  that produce the maximum probabilities for given values of  $N$ .

For large  $N$  equation (20) takes the asymptotic form  $P_N^q \sim \frac{1}{N} (1 + \sin^2 \theta)$  which is maximised by the angle  $\theta = \pi/2$ , giving

$$\lim_{N \rightarrow \infty} NP_N^{q,\max} = 2 \tag{21}$$

**Table 3.** The value of  $\theta$  that gives the maximum  $P_N$  for cyclic graphs with  $N$  vertices. We have restricted ourselves to  $0 \leq \theta_{\max} \leq 180^\circ$  as there is reflection symmetry about  $\theta = 180^\circ$ . For the 6-vertex graph, there are two maxima for  $E = 0$  and for the five-vertex graph, there are two values for  $E = 1$ .

$\theta_{\max} (^\circ)$	$N = 3$	$N = 4$	$N = 5$	$N = 6$	$N = 7$	$N = 8$	$N = 9$
$E = 0$	120	90	72	60 120	102.86	90	80
$E = 1$	120	90	72 144	60	102.86	90	120

for the optimal winning probability  $P_N^{q,\max}$ . This represents an improvement by a factor of 2 and  $4/3$ , respectively, compared to the optimal classical winning probabilities in equations (13) and (16).

### 3.2.3. The quantum probabilities with $E = 1$

If we allow meeting upon position transposition,  $E = 1$ , the generalisation of equation (20) is simple. The players have won if the players happen to be on adjacent vertices and move towards each other. Again it soon becomes apparent that there is a pattern and for  $E = 1$  we get,

$$P_N^q = \frac{1}{N^2} \left[ N + (N - 2) \sin^2 \theta + 2 \sin^2 \left( \frac{N - 2}{2} \theta \right) + \sin^2 \left( \frac{N - 1}{2} \theta \right) + (N - 1) \sin^2 \left( \frac{\theta}{2} \right) \right]. \tag{22}$$

This formula also reproduces the numerical results found in [1] for cyclic graphs when  $E = 1$ . In the second row of table 3 we show the values of  $\theta$  that produce the maximum probabilities for given values of  $N$  for  $E = 1$ . For very large values of  $N$  and  $E = 1$  we have  $P_N^q \sim \frac{1}{N} (1 + \sin^2 \theta + \sin^2 \frac{\theta}{2})$ . This is maximised by  $\theta = \arccos(-1/4)$  giving, after some trigonometric manipulation,

$$\lim_{N \rightarrow \infty} NP_N^q = \frac{41}{16}. \tag{23}$$

### 3.2.4. Optimal non-signalling probabilities

In [1] the rendezvous problem was also analysed for non-signalling theories (NSTs) which include Quantum Mechanics as a particular case but also allow for even greater degree of correlation between Alice’s and Bob’s measurements. It is interesting to observe that, within our present approach, the optimal rendezvous probabilities allowed by NST can be understood by imagining that Alice and Bob can choose their measuring angles in such way that all the terms in equations (20) and (22) can be maximised simultaneously i.e. all the winning trigonometric quantities in the two equations for  $P_N$  become 1 (a mathematical impossibility). For  $E = 0$  (equation (20)) that recipe yields

$$P_N = \frac{1}{N^2} (N + N - 2 + 2) = \frac{2}{N}. \tag{24}$$

Substituting  $N = 3, 4, 5, 6, 7, 8$ , and 9 we obtain 0.66667, 0.5000, 0.40000, 0.33333, 0.28571, 0.25000 and 0.22222. These numbers reproduce the results for the non-signalling probability in row 4 of table 4 of [1]. Similarly for  $E = 1$  (equation (22)) we get

$$P_N = \frac{1}{N^2} (N + N - 2 + 2 + 1 + N - 1) = \frac{3}{N}. \tag{25}$$

Substituting  $N = 3, 4, 5, 6, 7, 8$ , and 9 we obtain 1.0000, 0.75000, 0.60000, 0.50000, 0.42857, 0.37500 and 0.33333. These numbers reproduce the results in row 8 of table 4 of [1].

Intriguingly, there are values of  $N$  for which the NST limit can be reached within ordinary quantum theory. For  $E = 0$  it suffices to find integers  $\nu, \mu$  for which

$$\frac{N - 2}{2} = \frac{2\mu + 1}{2\nu + 1}. \tag{26}$$

Then, the optimal angle is  $\theta_{\max} = \frac{\pi}{2} (2\nu + 1)$ . This is satisfied for  $N = 4$  taking  $\nu = \mu = 1$  and for  $N = 8$  taking  $\nu = 1, \mu = 4$ . However, in both cases the classical, local hidden variables, quantum, and NST winning probabilities coincide ([1], table 4). Since the purpose of the present paper is to investigate physically-attainable optimal rendezvous strategies we leave a full discussion of NST for subsequent work.

## 4. Cycle graphs: simulation

We now turn to the simulation of the rendezvous scenario on  $K_3$  using noisy, intermediate-scale quantum (NISQ) processors. Figure 3 summarises schematically our approach. In a real-life implementation (figure 3(a)) the quantum (grey) and classical (white) steps would be interleaved: from left to right, first a quantum state is prepared and each player is provided with one part of the quantum system; then the players are assigned their locations and they independently decide their measurement angles; the players carry out projective quantum measurements of their respective sub-systems; and, finally, each player makes their move according to their measurement and the result of the game is recorded. While it is possible, for the simple games considered in the present work, to simulate all four steps classically, when using NISQ hardware it is not practical to intercalate the quantum and classical steps due to limitations of current implementations of classical feedforward [38]. Instead, one must carry out all the quantum operations in a single step. Figure 3(b) shows the most straight-forward way to achieve this: again from left to right, first the player locations and corresponding measurement angles are generated on a classical computer; then, a single-shot job is submitted to the quantum processor. This job creates the state, applies the two rotations and provides a single outcome for each of the two measurements (one for each qubit); finally, the classical computer decides and records the outcome of the game and the process re-starts. Unfortunately, this method requires submitting a new job to the quantum processor each time a new set of initial positions is generated and therefore incurs a large overhead due to the need to frequently reset the quantum processor. In practice we were not able to average over more than about  $10^3$  runs of the game using this technique. This difficulty can be overcome using the approach depicted in figure 3(c): instead of intercalating the quantum and classical steps, we first use the quantum computer to create a table containing a large number of measurement outcomes for each of the combinations of measurement angles compatible with a given strategy. We then simulate many instances of the game classically, looking up the results of Alice's and Bob's measurements in the previously-generated table. With this 'quantum table' method we were able to average over  $10^6$  initial positions. When the quantum computer is ideal (or a simulation) all three ways of simulating a rendezvous game are, of course, equivalent.

We simulated one-step,  $E = 0$ ,  $S = 1$ , rendezvous games on  $K_3$  using the optimal classical and quantum strategies described in section 3.1<sup>11</sup>. In each case we generated a finite number  $2^n$  of initial positions of the players and recorded the fraction of these where the game was won. This quantity was compared to the predictions made for the winning probability in equations (11) and (2) for the classical and quantum strategies, respectively, which can be interpreted as predictions of the fraction of wins in the limit  $n \rightarrow \infty$ .

For the quantum case, the circuit shown in figure 4 was used for the quantum part of the simulation (grey boxes in figures 3(b) and (c)). The Hadamard and CNOT gates are used to create the initial state  $|\psi_i\rangle$  in equation (4). This is followed by two rotations, one on each qubit, by the angles  $\theta_a, \theta_b$  corresponding to the indices  $a, b$  of Alice's and Bob's initial locations, respectively. These angles are given in equation (10). Since the rotations are only needed when Alice and Bob start on different vertices, this means that there are six distinct quantum circuits that need to be run. In the quantum-table method we ran each of these circuits 20 000 times. The table was probed pseudo-randomly for each instance of the game. Note that in a real-life implementation (figure 3(a)) the first two gates take place when Alice and Bob are in communication, while the rotations and measurements are local operations they carry out independently of each other on their respective qubits. However, in order to optimise the performance of the quantum circuit we did not impose this constraint.

The simulations using quantum hardware were run on IBM Quantum processors [33]. Specifically, we used `ibm_brisbane` to generate the quantum measurement outcomes when using the quantum table method. For the one-shot-per-job method (not shown), we used the systems `ibm_perth`, `ibm_lagos`, and `ibm_nairobi`<sup>12</sup>. Unfortunately, as noted above it was not possible to obtain converged averages over a sufficient number of runs with this method—though the results we obtained were consistent with the quantum table method at the values of  $n$  we could reach. For the simulations of quantum processors on classical hardware we used the `AerSimulator` class provided by Qiskit [32] running on local devices.

In the simulations, we used both the check-first and check-later definition of  $S = 1$  (see section 2) Due to the structure of the conditional probability matrix (7) both variants are the same for this particular problem (when Alice and Bob start on the same site, our ansatz ensures that they remain on the same site after they move).

<sup>11</sup> We remind the reader that for this particular game both optimal strategies, classical and quantum, give results that are independent of the definition to adopt for  $S = 1$  (section 2).

<sup>12</sup> Due to the time-consuming nature of the one-shot-per-job method, we automatically selected the least busy system each time we ran a quantum circuit.

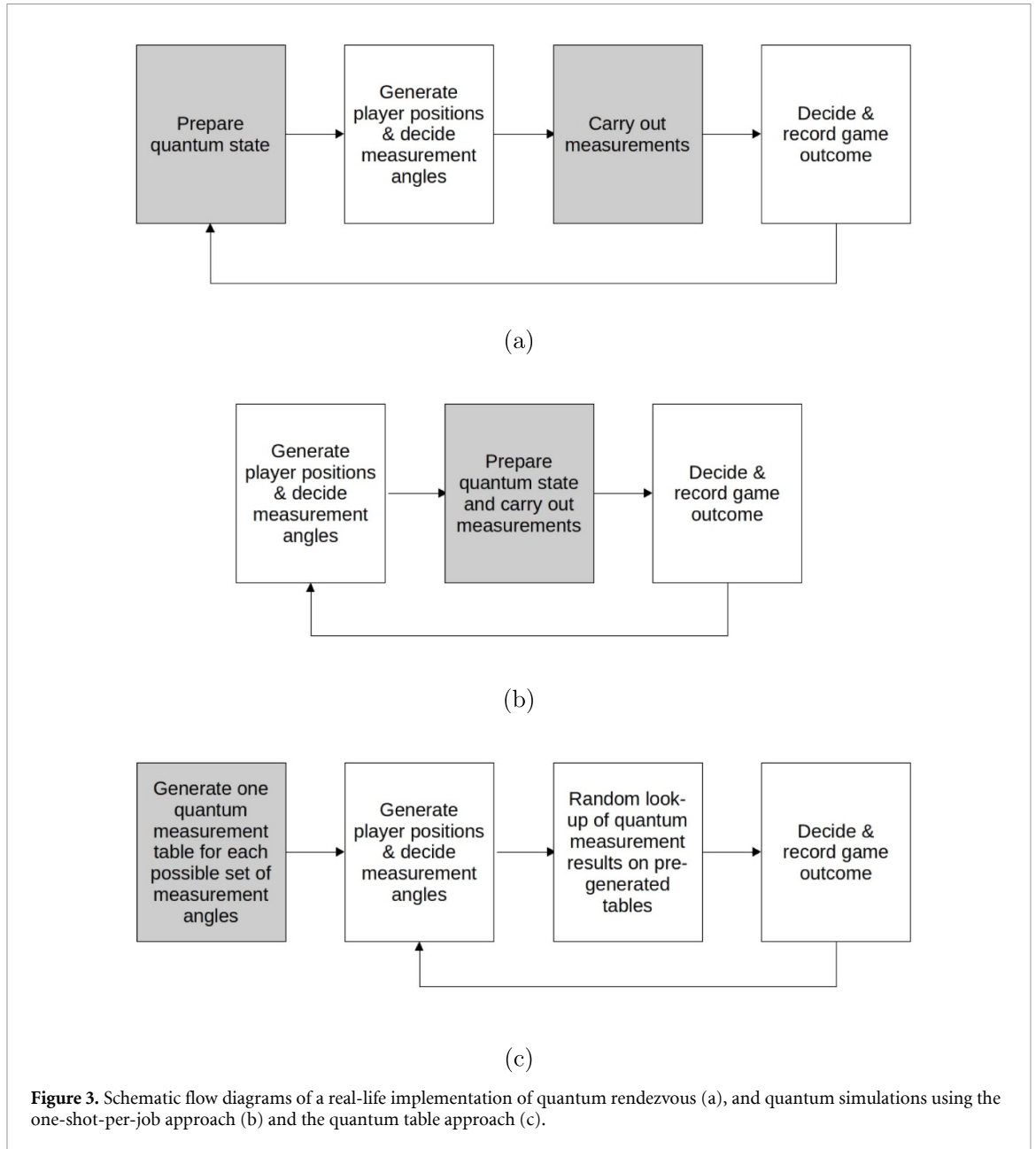


Figure 3. Schematic flow diagrams of a real-life implementation of quantum rendezvous (a), and quantum simulations using the one-shot-per-job approach (b) and the quantum table approach (c).

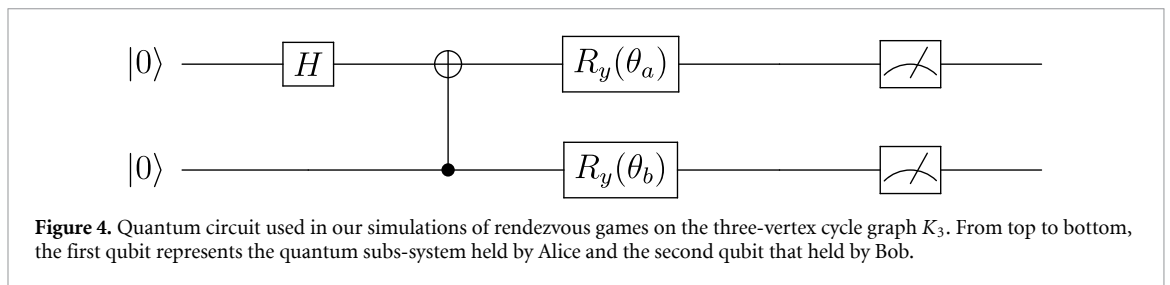
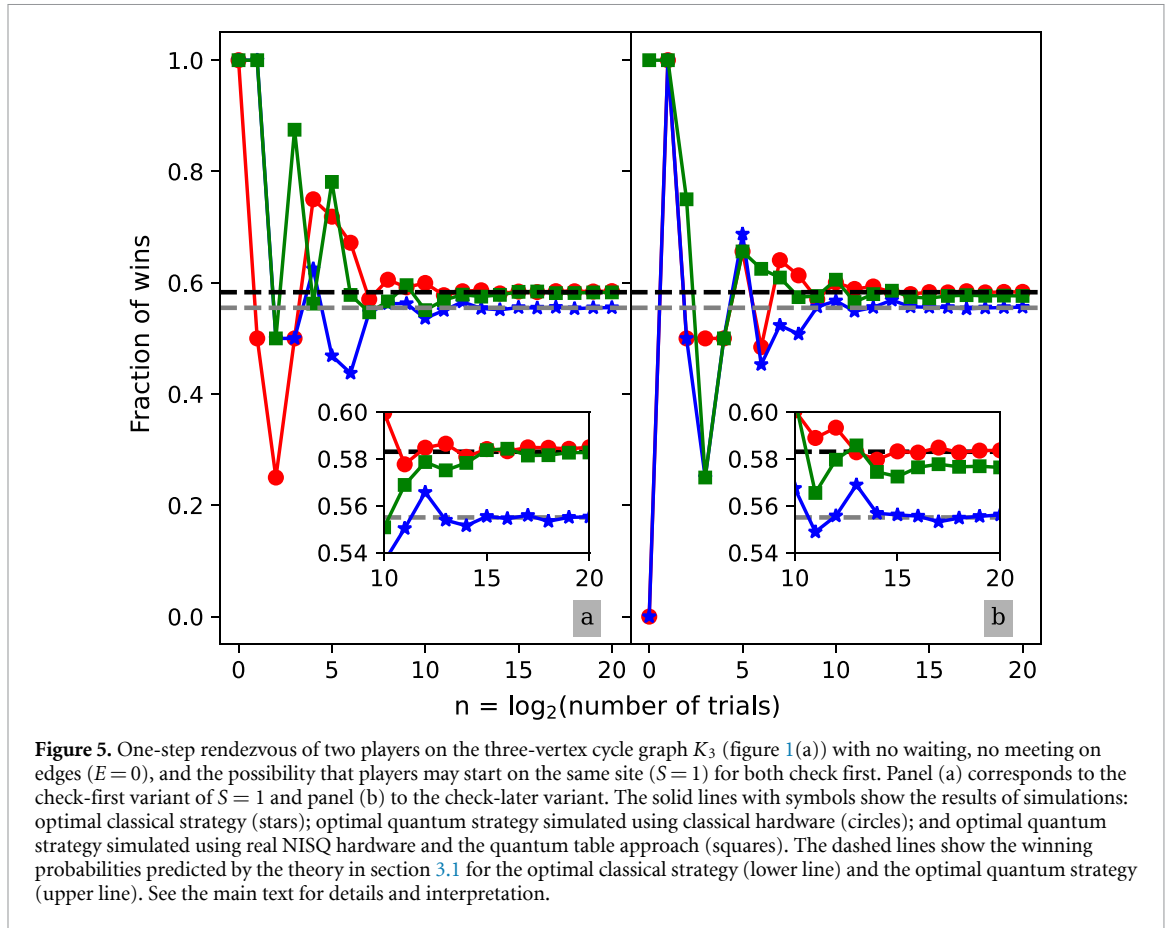


Figure 4. Quantum circuit used in our simulations of rendezvous games on the three-vertex cycle graph  $K_3$ . From top to bottom, the first qubit represents the quantum sub-system held by Alice and the second qubit that held by Bob.

Our results are shown in figure 5 as a function of the base-2 logarithm of the number of trials,  $n$ . As expected, classical-computer simulations of both the classical and quantum rendezvous strategies (stars and circles, respectively) converge well towards the predicted values (equations (2) and (11), respectively). The simulations of the quantum strategy using the quantum-table method and real quantum hardware (squares) also appear to converge well towards a fixed value which is much closer to that predicted by equation (11) than to the classical result in equation (2). This is in spite of the limitations of the quantum processor used (finite decoherence times and limited gate fidelity). This suggests that it is possible to achieve quantum advantage in rendezvous using existing technology, though we note that in most real applications it would be



necessary to maintain entanglement over longer distances than the 1–2 mm separation between qubits in the quantum processor [39] and maintain it for longer times than the execution time of our quantum circuits ( $\sim 10^{-4}$  s).

We end by noting that the quantum strategy we have considered is not optimal with the check-first definition of  $S=1$ . There is a better strategy that consists of using the qubits to convert the player-symmetric game into a player-asymmetric one using the general procedure described in section 7.2. Alice and Bob can then effectively use the optimal classical, player-asymmetric strategy which has higher winning probability than the quantum, player-symmetric one. In contrast, with the check-later definition of  $S=1$  the conversion to an asymmetric strategy is not advantageous because it guarantees that Alice and Bob move away from each other when they start on the same site.

## 5. Cubic graphs: theory

In a cycle graph, all vertices have two edges. In this section we generalise to cubic graphs where each vertex has three edges. Two examples are shown in figure 1 (panels (c) and (d)). This implies that the players need to choose where to move from among three options, rather than two.

For simplicity we focus first on the simplest case, namely the four-vertex graph  $K_4$  formed by the vertices and edges of a tetrahedron (figure 1(c)). Since this graph is complete all vertices are equivalent and the classical probabilities can be evaluated easily by hand.

As before, Alice and Bob initially enter the graph at random positions. Similarly to  $K_3$ , the optimum classical strategy on  $K_4$  consists of moving to the adjacent site with the lowest index. There are now, however, four sites the player can start at and three edges to choose from. We thus obtain the win/lose matrix shown in table 4(a). There are 16 possibilities of which 10 lead to winning the game so probability of rendezvous in this case is clearly  $P_w = 5/8 = 0.625$ . The question now is: can we do better than this by adopting a quantum strategy?

As in the case of  $K_3$  it is illustrative to consider first an alternative classical strategy where the players choose which edge to take randomly. Since each player faces a three-way choice they need to use a three-valued random variable (a three-sided coin toss). This results in the win-loss table 4. There are now  $(4 \times 3)^2 = 144$  possibilities, of which only 36 lead to a win so the probability of winning is reduced to

**Table 4.** Win-lose table for our rendezvous one-step game on the graph  $K_4$  (figure 1(a)). In table (a) Alice and Bob have previously agreed to use the same optimum classical strategy. In table (b) the players decide which of the three sites available to them they will visit by the flip of a three-sided coin (or by examining a qutrit). In both tables, the first column shows the vertex  $a = 1, 2, 3, 4$  Alice is on at the start of the game and the first row shows the vertex  $b = 1, 2, 3, 4$  Bob starts on. In table (b) the second column and row, respectively, show the results of the two coin flips  $S_z^A, S_z^B = -1, 0, 1$ . **W** means that the players win the game, **L** that they lose.

		(a)											
		Bob											
		1			2			3			4		
Alice	1	W	L	L	L	L	L	L	L	L	L	L	L
	2	L	W	L	L	W	L	L	L	L	L	L	W
	3	L	W	L	L	W	L	L	L	L	L	L	W
	4	L	W	L	L	W	L	L	L	L	L	L	W

		(b)													
		Bob													
		1			2			3			4				
		-1	0	+1	-1	0	+1	-1	0	+1	-1	0	+1		
Alice	1	-1	W	L	L	L	L	L	L	L	W	L	L	W	L
		0	L	W	L	L	W	L	L	L	L	L	L	L	W
		+1	L	L	W	L	L	W	L	L	L	W	L	L	L
	2	-1	L	L	L	W	L	L	W	L	L	L	W	L	L
		0	L	W	L	L	W	L	L	L	L	L	L	L	W
		+1	L	L	W	L	L	W	L	L	L	W	L	L	L
	3	-1	L	L	L	W	L	L	W	L	L	W	L	L	L
		0	W	L	L	L	L	L	L	W	L	L	L	W	L
		+1	L	L	W	L	L	W	L	L	W	L	L	L	L
	4	-1	L	L	L	W	L	L	W	L	L	W	L	L	L
		0	W	L	L	L	L	L	L	W	L	L	L	W	L
		+1	L	W	L	L	W	L	L	L	L	L	L	L	W

$P_w = 1/4 = 0.25$ . This is much lower than with the optimal classical strategy. However, as we saw with  $K_3$ , here too the random coin toss opens up the possibility of winning the game for combinations of starting sites for which the optimal classical strategy does not allow it—in this case, when Alice starts on site 1 and Bob starts on sites 2,3 or 4, or vice versa. A quantum strategy can exploit this by introducing correlations between the coin tosses that depend on the starting sites.

Given the 3-way nature of the choice for cubic graphs, it is natural to work with three-state quantum systems (qutrits) which we will conceptualise as spin-1 particles. Each player has one of an entangled pair of such particles with them. The  $z$  component of the spin of each particle can now take on any one of the three values  $S_z = -1, 0, \text{ or } +1$  and when the players measure this it will correspond to moving to the adjacent vertex with the lowest, middle or highest label respectively. The initial entangled state of the particles is

$$|\psi\rangle_i = \frac{1}{\sqrt{3}} (|-1\rangle \otimes |-1\rangle + |0\rangle \otimes |0\rangle + |1\rangle \otimes |1\rangle) \tag{27}$$

which is a generalisation of (4). Here the number inside the first ket in each term is the value of  $S_z$  as measured by Alice and the number inside the second ket is  $S_z$  as measured by Bob.

Both Alice and Bob rotate their measuring apparatus according to which vertex they are currently occupying. They then measure the value of  $S_z$  for their particle and move according to the following strategy:

1. if they measure  $S_z = -1$  they move to the adjacent vertex with the lowest label
2. if they measure  $S_z = 0$  they move to the adjacent vertex with the middle-sized label
3. if they measure  $S_z = 1$  they move to the adjacent vertex with the highest label.

Bob and Alice start with their apparatus for measuring the spins in the same direction. They then enter the graph and rotate their apparatus by an amount in three dimensions. Each player applies a rotation matrix



**Table 5.** One of the sets of rotation angles that yield the maximum probability of rendezvous for the graph  $K_4$ , shown in figure 1(c).

		Site			
		1	2	3	4
Angle	$\alpha$	4.0841	0.4538	0.4538	0.0262
	$\beta$	2.4784	3.2638	2.7925	3.0543
	$\gamma$	1.5708	4.9393	4.4244	0.7069

of the form

$$\hat{R}(\alpha, \beta, \gamma) = \begin{pmatrix} \cos \beta \cos \gamma & \sin \alpha \sin \beta \cos \gamma - \cos \alpha \sin \gamma & \cos \alpha \sin \beta \cos \gamma + \sin \alpha \sin \gamma \\ \cos \beta \sin \gamma & \sin \alpha \sin \beta \sin \gamma + \cos \alpha \cos \gamma & \cos \alpha \sin \beta \sin \gamma - \sin \alpha \cos \gamma \\ -\sin \beta & \sin \alpha \cos \beta & \cos \alpha \cos \beta \end{pmatrix} \quad (28)$$

where  $\alpha$ ,  $\beta$ , and  $\gamma$  are Euler angles about axes  $x$ ,  $y$  and  $z$  respectively and depend on the site the player has started on. The combined action of the two players on the initial state of equation (27) gives a new state

$$|\psi\rangle_f = \hat{R}(\alpha_a, \beta_a, \gamma_a) \otimes \hat{R}(\alpha_b, \beta_b, \gamma_b) |\psi\rangle_i \quad (29)$$

where  $\alpha_a, \beta_a, \gamma_a$  are the rotation angles corresponding to the site  $a$  Alice starts on and  $\alpha_b, \beta_b, \gamma_b$  correspond to Bob's site,  $b$ . This equation is the cubic-graph equivalent of (6).

As before, we project the rotated state  $|\psi\rangle_f$  onto  $|n\rangle \otimes |m\rangle$  to obtain the probability that Alice's measurement will yield any particular value,  $n = -1, 0$ , or  $1$ , in combination with any other particular value of Bob's,  $m = -1, 0, 1$ , given the starting sites  $a, b$ . We thus obtain the cubic equivalent of equation (7):

$$\begin{aligned} P_{ab}^{nm} &= |(\langle n| \otimes \langle m|) |\psi\rangle_f|^2 \\ &= \frac{1}{3} \left| \sum_{k=-1,0,1} \langle n| \hat{R}(\alpha_a, \beta_a, \gamma_a) |k\rangle \langle m| \hat{R}(\alpha_b, \beta_b, \gamma_b) |k\rangle \right|^2 \\ &= \frac{1}{3} \left| \langle n| \hat{R}(\alpha_a, \beta_a, \gamma_a) \hat{R}(\alpha_b, \beta_b, \gamma_b)^\dagger |m\rangle \right|^2. \end{aligned} \quad (30)$$

The matrix  $P_{a,b}^{n,m}$  can be used to obtain the probability of winning the game with a given strategy (i.e. for a given way to choose the angles  $\alpha, \beta, \gamma$  for each site). This is implemented as follows. We define a cumulative probability which is initially zero. Alice and Bob are placed at random positions  $a, b$  on the graph.  $P_{a,b}^{n,m}$  then defines the probability that Alice will move along the edge corresponding to the measurement value  $n$  and that Bob will move along the edge corresponding to  $m$  edge. If there is a non-zero value of  $P_{a,b}^{n,m}$  that connects  $a$  to  $b$  then the value of  $P_{a,b}^{n,m}$  is added to the cumulative probability. This game is played a large number of times to get a sufficiently well-defined average over the starting positions and moves. Then the cumulative probability divided by the number of games played is the average probability of rendezvous. As a concrete example, suppose the game is being played on the graph  $K_4$  (figure 1(c)) and that Alice starts at site 4 and Bob starts at site 1. If Alice takes the path to the adjacent vertex with the middle label ( $n = 0$ ) and Bob takes the path to the adjacent vertex with the lowest label ( $m = -1$ ) we say this occurs with probability  $P_{4,1}^{0,-1}$ . This move does result in rendezvous (both Alice and Bob go to site 2) so we add  $P_{4,1}^{0,-1}$  to the cumulative probability. On the other hand, for the same starting positions the combination  $n = m = 0$  does not result in rendezvous (Alice goes to site 1 while Bob goes to site 3) so we do not add  $P_{4,1}^{0,0}$  to the cumulative probability.

In practice we have had to use of order  $10^9$  trials for convergence to four significant figures for the probability of winning. We also have to find the maximum value of that converged probability as a function of the values that  $\alpha, \beta$  and  $\gamma$  take on each vertex. The result of this outer, 12-variable optimization loop for  $K_4$  is given in table 5. The symmetry of the graph means there are a number of degenerate sets of angles and we just display one of them here. Clearly as all sites are equivalent interchanging the sets of angles between sites leads to an identical result. Thus, if Alice and Bob rotate their apparatuses by the angles shown in table 5 according to which vertex they start on, the probability of rendezvous is 0.645, which is 0.020 more than the best classical strategy.

The calculations above have been performed for a number of cubic graphs which are defined by their adjacency lists in table 6. The results are shown in table 7 which compares the quantum strategy (bottom row) to the classical case where the strategy adopted is to move to the adjacent vertex with the lowest valued label is shown in the upper row (top row). We used the check-later definition of  $S = 1$  (see section 2).

**Table 6.** Adjacency lists for a few cubic graphs. The nomenclature ‘cubic-*n*’ in the first column is the same used in [1]. In addition, standard names have been provided for the triangular prism, tetrahedron, and cube graphs ( $Y_3$ ,  $K_4$  and  $Q_3$ , respectively) as well as for the graph formed by two disconnected tetrahedra ( $2K_4$ ).

$Y_3$ (cubic-2)	$\{\{2, 3, 4\}, \{1, 3, 5\}, \{1, 2, 6\}, \{1, 5, 6\}, \{2, 4, 6\}, \{3, 4, 5\}\}$
$K_4$	$\{\{2, 3, 4\}, \{1, 3, 4\}, \{1, 2, 4\}, \{1, 2, 3\}\}$
$2K_4$ (cubic-4)	$\{\{3, 5, 7\}, \{4, 6, 8\}, \{1, 5, 7\}, \{2, 6, 8\}, \{1, 3, 7\}, \{2, 4, 8\}, \{1, 3, 5\}, \{2, 4, 6\}\}$
cubic-6	$\{\{2, 3, 4\}, \{1, 3, 6\}, \{1, 2, 8\}, \{1, 5, 7\}, \{4, 6, 8\}, \{2, 5, 7\}, \{4, 6, 8\}, \{3, 5, 7\}\}$
$Q_3$ (cubic-7)	$\{\{2, 4, 5\}, \{1, 3, 6\}, \{2, 4, 7\}, \{1, 3, 8\}, \{1, 6, 8\}, \{2, 5, 7\}, \{3, 6, 8\}, \{4, 5, 7\}\}$

**Table 7.** Probability of one-step rendezvous using for cubic graphs with  $E = 0$ ,  $S = 1$ , and no waiting allowed.

	$Y_3$ (cubic-2)	$K_4$	cubic-6	$Q_3$ (cubic-7)
Classical	0.3889	0.6250	0.3437	0.3125
Quantum	0.4945	0.6450	0.3451	0.3225

The numbers presented in table 7 are in agreement with the numerical results in [1]. There is a small difference in the final digit for the graph cubic-6 which we attribute to the level of precision to which we have optimised the angles in the procedure above. As can be seen from the table there is a quantum advantage for all the graphs studied. This was typically an increment of order 0.03 or less, however in the case of cubic-2 it was almost 0.25. Similar advantage was observed for these graphs in [1], although the particular case of cubic-2 was not reported there<sup>13</sup>.

### 6. Cubic graphs: simulation

To simulate quantum-assisted rendezvous on a cubic graph we translate the protocol developed in section 5, based on qutrits, to qubit language. A simple way to achieve this is to issue Alice and Bob with two qubits each and replace the entangled state of two spin-1 particles (27) with the following state involving four qubits<sup>14</sup>:

$$|\psi\rangle_i = \frac{1}{\sqrt{3}} (|00\rangle \otimes |00\rangle + |01\rangle \otimes |01\rangle + |10\rangle \otimes |10\rangle). \tag{31}$$

The state in equation (31) is equivalent to that in equation (27) if we make the identifications  $|00\rangle \equiv |-1\rangle$ ,  $|01\rangle \equiv |0\rangle$ , and  $|10\rangle \equiv |1\rangle$ .

We note that the two qubits possessed by one of the players span a 16-dimensional Hilbert space compared to 9 dimensions for two spin-1 particles. Our *anstaz*, however, has zero overlap with any state involving the  $|11\rangle$  state of Alice’s or Bob’s qubits. The rotation of Alice’s (or Bob’s) spin-1 particle is effectively described by

$$\hat{\mathcal{R}}(\alpha, \beta, \gamma) = \begin{pmatrix} & & & 0 \\ \hat{R}(\alpha, \beta, \gamma) & & & 0 \\ & & & 0 \\ 0 & 0 & 0 & 1 \end{pmatrix} \tag{32}$$

where  $\hat{R}(\alpha, \beta, \gamma)$  is the  $3 \times 3$  matrix in (28). The equivalent of the rotated state (29) is thus

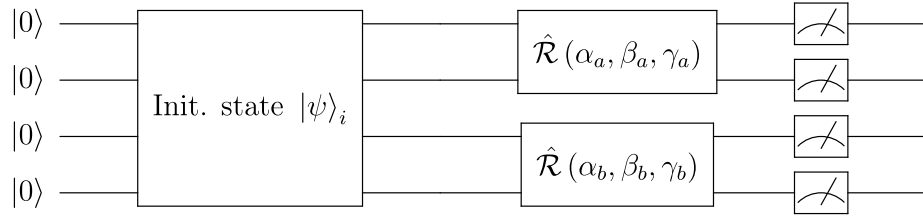
$$\hat{\mathcal{R}}(\alpha_a, \beta_a, \gamma_a) \otimes \hat{\mathcal{R}}(\alpha_b, \beta_b, \gamma_b) |\psi\rangle_i = |\psi\rangle_f.$$

Our quantum circuit is shown schematically in figure 6. It consists of one block where the qubits are placed in the initial state  $|\psi\rangle_i$  followed by rotations applied to the first two and third and fourth qubits, respectively. To implement this circuit on a quantum processor we need to decompose these blocks into primitive gates. We used Qiskit’s [32] `Initialize` and `Operator` classes, respectively<sup>15</sup>. The simulations

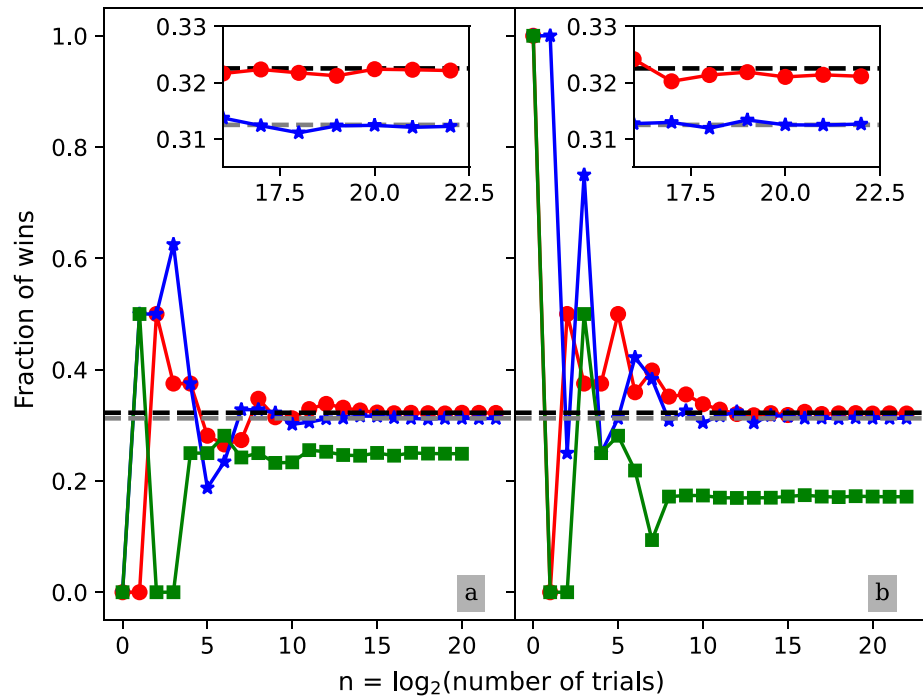
<sup>13</sup> In the case of  $K_4$  the comparison has to be made to the graph  $2K_4$  formed by the vertices and edges of two disconnected tetrahedra (denoted as ‘cubic-4’ in [1]) as  $K_4$  was not studied in the previous work. The optimal strategy is, by construction, the same (with the same rotation angles assigned to sites 1,3,5,7, corresponding the vertices of one tetrahedron, as to sites 2,4,6,8, corresponding to the second tetrahedron, respectively) as there is nothing the players can do to improve their chances if they start on different tetrahedra. The winning probabilities are simply related by  $P(K_4) = 2P(2K_4)$ .

<sup>14</sup> Note that we have implicitly stated the direct product  $\otimes$  between the Hilbert space of Alice’s two qubits and Bob’s two qubits while for the subspace of one of the players we use a more compact notation. For instance,  $|01\rangle \otimes |00\rangle$  would mean that Alice’s first qubit is in computational-basis state 0, Alice’s second qubit in state 1, and both of Bob’s qubits are in the state 0.

<sup>15</sup> The `Initialize` class implements the method for synthesis of quantum circuits from [40].



**Figure 6.** Quantum circuit used in our simulations of rendezvous games on cubic graphs. From top to bottom, the first two qubits represent the part of the share quantum system held by Alice and the third and fourth qubits represent the sub-system held by Bob.



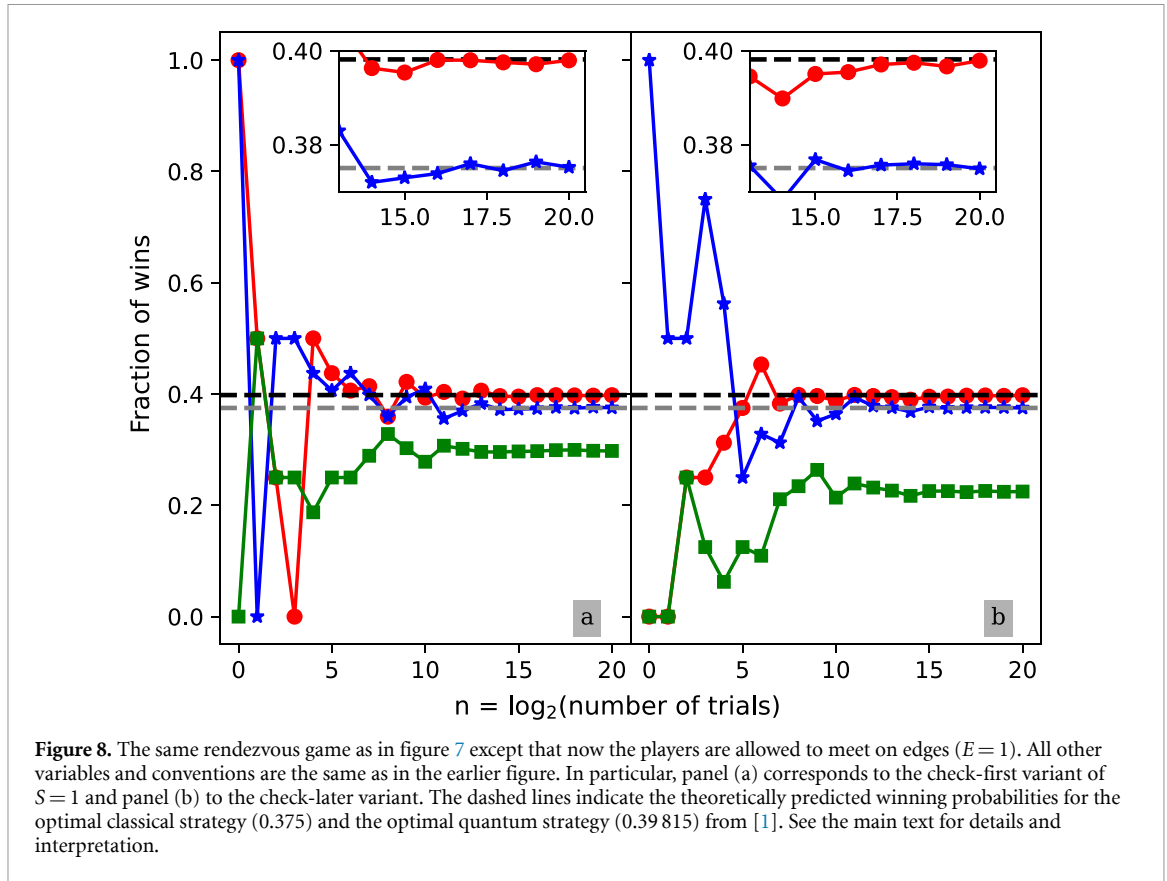
**Figure 7.** One-step rendezvous of two players on the graph  $2K_4$  with no waiting when players may start on the same site ( $S = 1$ ) and are not allowed to meet on edges ( $E = 0$ ). Panel (a) corresponds to the check-first variant of  $S = 1$  and panel (b) to the check-later variant. The solid lines with symbols show the results of simulations: optimal classical strategy (stars); optimal quantum strategy simulated using classical hardware (circles); and optimal quantum strategy simulated using real NISQ hardware and the quantum table approach (squares). The dashed lines show the theoretically predicted winning probabilities, obtained by dividing by 2 the  $K_4$  results given in table 7 for the optimal classical strategy (0.3125) and the optimal quantum strategy (0.3225). See the main text for details and interpretation.

were carried out on local classical hardware and on the 127-qubit quantum processor `ibmq_brisbane` [33]. We used the standard Qiskit transpiler. Depending on the circuit (which varies with player starting position as well as system parameters) the total number of primitive gates used ranged from 220 to 249<sup>16</sup>. In any case, the circuit was always much deeper than that needed for cycle graphs.

In order to facilitate comparison with the results in [1] we played the game on the graph  $2K_4$  formed by the vertices and edges of two disconnected tetrahedra (denoted as ‘cubic-4’). As noted in footnote 13 the winning probability can be related to that on the four-site complete graph via  $P(K_4) = 2P(2K_4)$ . Note that the quantum circuit is the same for any two-player, one-step game on a cubic graph—within our ansatz, only the classical part of the algorithm changes with the graph topology.

Our results for  $S = 1$  and  $E = 0, 1$  are shown in figures 7 and 8, respectively. We used both the check-first and check-later definition of  $S = 1$  (see section 2). The simulations using classical hardware converge well towards the theoretical prediction of the winning probability for both optimal strategies (classical and

<sup>16</sup> In order to gain an understanding of how this splits between state-preparation and rotations, we ran additional tests where only part of the circuit was transpiled. This resulted in circuits containing 155–173 primitive gates for state preparation and 23–30 primitive gates for each rotation, suggesting that state preparation is the principal bottleneck.



**Figure 8.** The same rendezvous game as in figure 7 except that now the players are allowed to meet on edges ( $E = 1$ ). All other variables and conventions are the same as in the earlier figure. In particular, panel (a) corresponds to the check-first variant of  $S = 1$  and panel (b) to the check-later variant. The dashed lines indicate the theoretically predicted winning probabilities for the optimal classical strategy (0.375) and the optimal quantum strategy (0.39815) from [1]. See the main text for details and interpretation.

quantum, the latter assuming perfect quantum hardware). The quantum advantage becomes very clear above  $\sim 2^{16}$  trials in these simulations.

In contrast to the above, classical-computer simulations, when the optimal quantum strategy is simulated on real quantum hardware the convergence is towards a much lower value than either the quantum or classical predictions. We attribute this to the decoherence of the qubits and gate errors, consistent with the high depth of the quantum circuit and relatively low quantum volume of the device.

The influence of qubit quality on our experiments can be assessed through the relaxation times  $T_1, T_2$  of the individual qubits<sup>17</sup>. Generally, our circuits took  $\sim 333.5 - 338 \mu\text{s}$  to run. The qubits we used were labelled 3,4,5,15 on the backend. Qubits 3 and 4 have  $T_1, T_2 > 338 \mu\text{s}$ . Qubit 5 has  $T_1 > 338 \mu\text{s}$  but  $333.5 \mu\text{s} < T_2 < \sim 338 \mu\text{s}$ . Qubit 15, on the other hand, fails in both categories with a thermal relaxation time of  $T_1 = 242.57 \mu\text{s}$  and a dephasing time of  $T_2 = 49.45 \mu\text{s}$ . This is the only qubit whose time constants are both below the total execution time in all instances<sup>18</sup>. Therefore, in terms of the quality of individual qubits, it would seem that a slightly better processor with just a couple more qubits of the quality of the best we used would perform significantly better than what we had available.

In addition to the decoherence of individual qubits, the imperfections of individual gates pose a similar issue due to the large number  $n_g$  of them involved. The probability  $p_{\text{circ}}$  that the circuit fails due to the failure of an individual gate can be estimated using  $p_{\text{circ}} \approx p_{\text{gate}}^{n_g}$ , where  $p_{\text{gate}}$  is the probability of failure for a single gate. Substituting for this quantity the arithmetic average over all gates<sup>18</sup> we obtain  $22.5\% < \sim p_{\text{circ}} < \sim 25.5\%$ . This would therefore appear to be a major limiting factor in our NISQ processor based simulations.

In an ideal quantum computer, none of our circuits can yield  $|11\rangle$  as the result of Alice's or Bob's measurements. This can be used as a diagnostic of the error rate. Out of 240 000 measurements, we obtained  $|11\rangle$  on 45 901 occasions, consistent with a 19.125% failure rate. We implemented a crude form of error correction by having Alice and Bob discard their measurements when they obtained  $|11\rangle$ , using instead the optimal classical strategy of going to the lowest index instead in those cases. We offer further discussion of error correction in section 7.

<sup>17</sup> The qubit lifetime  $T_1$  is the decay constant for the qubit stays in the  $|1\rangle$  state without flipping to the  $|0\rangle$  state (or vice versa). The dephasing time  $T_2$  measures how long the phase of the qubit stays.

<sup>18</sup>  $T_1, T_2$  values and gate error rates were obtained from the IBM Quantum website [33] in April 2024.

## 7. Discussion

In this section we offer some additional discussion and interpretation of our results and point possible avenues for future work.

### 7.1. Player-asymmetric strategies

Consider what happens when the two players start on the same site. With the check-first definition of  $S = 1$ , the game is won automatically. With the check-later definition the players would set their measuring angles, make a measurement, and move accordingly. Our simulations for the graphs  $K_3$  and  $2K_4$  in this case reproduce the values predicted by our theories and the optimal bounds found in [1]. This implies that the optimal strategy in the check-later variant is player-symmetric and that when the two players apply the same rotation the correlation between measurement outcomes existing before said rotation is maintained. In the case of the  $K_3$  graph this can be understood simply by examination of the measurement outcome probabilities  $P_{a,b}^{n,m}$  given by equation (7). Firstly, we note that the probabilities depend only on the angle difference  $\theta_a - \theta_b$ , and not on  $\theta_a$  and  $\theta_b$  individually. Secondly, when the angle difference is zero the two players are guaranteed to make the same move. Similar consideration warrant the same outcome for the cubic graph, involving more complex cubic rotations. On the other hand, if equation (1) is used to obtain the  $S = 0$  bound from our simulations for the check-first variant of  $S = 1$  we obtain lower winning probabilities than were reported in [1]. This indicates that the optimal  $S = 0$  strategy differs from the  $S = 1$  one, as would be expected. In particular, we cannot assume that the optimal strategy for  $S = 0$  is player-symmetric<sup>19</sup>. A player-asymmetric strategy would not be covered by either of our *ansatzes* as the shared quantum state treats both players equally and our rotation angles are assumed to depend only on the site, not the player.

### 7.2. Larger numbers of qudits

In our work we have only used two-qudit systems, with one qudit held by each player (although a four-qubit system was used to effectively simulate a two-qutrit system in the case of the quantum-circuit implementation of the problem for cubic graphs). Increasing the number of available qudits is an interesting prospect for future work in this field as we may be able to lower the depth of the circuit by developing other strategies that use more qubits and fewer gates. Indeed our quantum-circuit implementations of rendezvous strategies use only up to four qubits, meaning our circuits are fairly narrow by the standards of present technology, while in the case of the cubic graphs the circuits were much deeper and run into difficulties due to qubit relaxation and gate errors, as discussed in section 6. Future explorations of trade-offs between number of qubits and number of gates are therefore attractive.

In addition to the above benefit, including more qudits will allow us to develop symmetric strategies that encompass the set of asymmetric strategies. For instance, one could use an additional pair of qubits in the Bell state

$$|\psi\rangle = \frac{1}{\sqrt{2}}(|0\rangle \otimes |1\rangle + |1\rangle \otimes |0\rangle) \quad (33)$$

to assign one of two roles to the players. If Alice holds the first of these additional qubits and Bob holds the second, then a measurement in the computational basis guarantees that both players will not be given the same role and that because either player can be chosen for either role the strategy is still symmetric. This would provide a means to increase the quantum advantage in a player-symmetric game by converting it, through the addition of this auxiliary qubit, into a player-asymmetric game with higher winning probability. It remains to be determined whether adding qudits can be used to increase quantum advantage within the player-asymmetric sector.

Here, we observe that the advantage of utilizing a quantum strategy with the state (33) is not intrinsically quantum in nature, but rather serves to break the symmetry between the agents by exploiting a separable state. It serves the role of a shared randomness, which has been shown to be a vivid resource for multi-partite protocols in various other applications [41–43]. Breaking the symmetry between agents has been shown to greatly increase rendezvous protocol performance in traditional (classical) rendezvous solutions [44–47]. To understand this, take into account the scenario where Bob and Alice are not symmetric and where Bob always goes in the counter-clockwise direction, whereas Alice always walks on a ring in the so-called clock-wise manner [18, 48–50]. If Alice and Bob switch roles, the success chance will remain exactly the same. The significance of quantum resources in the presented strategy is to effectively decide which of the parties is following clock-wise and which counter-clock-wise.

<sup>19</sup> At first sight, this might appear to contradict lemma 1 of [31]. Note, however, that the cited work uses the mentioned check-later variant, therefore, there is no contradiction.

To illustrate the role of symmetry breaking with quantum resources, let us consider again the two-player, single-step rendezvous task on the three-cycle, when the agents cannot start in the same positions ( $S = 0$ ) and they can only adopt symmetric strategies. The best classical strategy succeeds, on average,  $\frac{1}{3}$  of the time. The optimal deterministic strategy is the following:  $1 \rightarrow 2, 2 \rightarrow 1, 3 \rightarrow 2$ . Thus, if one of the parties starts in node 1 and the other in node 2, they exchange their positions and thus lose the game. If one of the parties starts in node 1 and the other in node 3, on the other hand, they both move to node 2 and thus they win the game. Finally, if they start on 2 and 3 they end up on sites 1 and 2, losing the game. The probability of winning is thus  $\frac{1}{3}$ .

The best quantum strategy uses the separable state (33). We see that this state is symmetric with respect to both parties. Since the agents are symmetric, then their measurements are also equal, and are given as follows. The agents use a measurement in the computational basis, with result 0 meaning that the agent move clock-wise, and the result 1 meaning that the agent move counter-clock-wise. The success probability is

$$P_w = \left( P_{1,2}^{0,1} + P_{2,1}^{1,0} + P_{1,3}^{1,0} + P_{3,1}^{0,1} + P_{2,3}^{0,1} + P_{3,2}^{1,0} \right) / 6 = 0.5 > \frac{1}{3}. \quad (34)$$

Thus, we see that for certain cases the quantum advantage is obtained with Bell non-locality of entangled states, whereas in some other cases the role of quantum resources is to serve as an alternative to a classical mechanism of symmetry breaking.

### 7.3. More complex problems and error correction

The failure to realise the expected winning probability using NISQ hardware for the cubic graph  $2K_4$  leaves room for improvement using error mitigation and error correction. The scope for application of such techniques in a real-world rendezvous scenario, however, is limited. Error mitigation is based on running the same experiment many times and then building a weighted average of the results obtained and it is most useful when the main aim is to obtain an expectation value. However, Alice and Bob can only run their experiment once in each instance of a rendezvous game and a mere expectation value would, in any case, be of no use to them. Likewise, many true quantum error correction techniques rely on non-local operations. Thus while error correction may be used to build the shared quantum state  $|\psi\rangle_j$  it is not obvious that it can be employed to fix errors taking place while carrying out the rotations and measurements, without introducing communication between Alice and Bob. That said, as we noted above in our case most of the error comes from setting up the state. Moreover error correction is useful, more generally, when the quantum computer is being used simply as a device to compute the conditional probabilities  $P_{a,b}^{n,m}$  needed to construct the win-loss table. This is not the focus of the present work, where the NISQ processors were used as a first approximant to a real-world implementation of quantum-assisted rendezvous. Indeed for games such as those considered here, involving two-way and three-way choices, the probabilities are easily calculated using classical machines. However for a more complex problem involving many-way choices a much larger number of qudits may be needed and then the implementation of the calculation in a quantum computer may be useful for exploring different possible strategies in search of one yielding the highest possible quantum advantage. In that case, quantum error correction could be used to keep the calculation accurate without regard for whether Alice and Bob are effectively communicating. Once a successful strategy has been found, specialised hardware could be created to realise that protocol with very high fidelity.

## 8. Conclusion

In conclusion, building upon the foundational work of one of the present authors [1], which established a quantum advantage in rendezvous problems, our research has made significant strides in this domain. We have successfully developed explicit algorithms for one-step games  $N_{\max} = 1$ , specifically targeting cycle graphs with  $N$  ranging from 3 to infinity, as well as small cubic graphs. For the latter, a natural formulation using three-state qudits was introduced, as well as a qubit-based implementation more amenable to existing quantum computers. Our simulations of these algorithms on classical computers have demonstrated clear convergence towards quantum advantage. When these quantum games were simulated using real NISQ hardware, we observed a near full quantum advantage for the  $N = 3$  cycle graph problem. In contrast, for the cubic graph, we encountered sub-classical performance, consistent with the known error rates of the hardware we used and the much deeper quantum circuits.

Our findings validate some of the theoretical advantages proposed by the earlier work [1] and provide a route towards possible experimental implementations, as well as highlighting the practical challenges and limitations when implementing these strategies on current quantum hardware. There is clearly a wide-open field for future investigations involving more complex graph topologies (including those with vertices of degree  $> 3$ ) and more than two players.



## Data availability statement

The data that support the findings of this study are openly available at the following URL/DOI: <https://data.kent.ac.uk/532/> [51].

## Acknowledgments

J T and J Q would like to thank Elizabeth Chipperfield for useful discussions. J Q would like to thank Silvia Ramos for useful discussions. The authors thank Olivia Lanes for providing a useful reference. The authors would also like to thank Peter Drmota for insightful comments on an earlier version of this work. J T acknowledges a studentship awarded by the Engineering and Physical Sciences Research Council (EPSRC) EP/W52461X/1. P M acknowledges useful discussions with Giuseppe Viola, and support from NCBIr QUANTERA/2/2020 ([www.quantera.eu](http://www.quantera.eu)) an ERA-Net cofund in Quantum Technologies under the Project eDICT. We acknowledge the use of IBM Quantum services for this work. The views expressed are those of the authors, and do not reflect the official policy or position of IBM or the IBM Quantum team.

## Author contributions

All authors designed the rendezvous protocol for 3-site graphs collaboratively. PS designed the protocols for  $N > 3$  graphs with input from all other authors. JTT and JQ developed the simulations with input from all other authors. JTT wrote all the simulation codes with input from JQ. JTT generated all the figures in the manuscript and obtained all the underlying data. JQ coordinated the work of the team. All authors contributed portions of the manuscript. All authors contributed to, read and approved the final manuscript.

## Conflict of interest

The Authors declare no Competing Financial or Non-Financial Interests.

## Appendix. Proof of the relationship between winning probabilities for $S = 0$ and $S = 1$

If we adopt the check-first definition of  $S = 1$  (see section 2), the probability of winning the game for  $S = 0$  can be obtained from the probability of winning the same game for  $S = 1$ , and vice versa.

The probability of winning the game on an  $N$ -vertex graph when players cannot start on the same vertex is evidently

$$P_{S=0} = \frac{N_{\text{wins}}}{N^2 - N}, \quad (35)$$

where  $N^2 - N$  gives the number of distinct, valid starting positions and  $N_{\text{wins}}$  is the number of those starting positions leading to a win if the strategy is deterministic. For probabilistic strategies (including quantum-assisted strategies)  $N_{\text{wins}}$  represents an average of that quantity over many trials. On the other hand, with the same strategy, the probability of winning when starting on the same site is allowed is given by

$$P_{S=1} = \frac{N_{\text{wins}} + N}{N^2}, \quad (36)$$

where we have added  $N$  additional starting positions to the denominator, corresponding to players starting on the same vertex, and  $N$  additional wins to the numerator, as in these cases the game is won automatically. Solving the first of these two equations for  $N_{\text{wins}}$  and substituting in the second equation we obtain

$$P_{S=1} = \frac{(N-1)P_{S=0} + 1}{N}, \quad (37)$$

which can be inverted to find equation (1).

## ORCID iDs

J Tucker  <https://orcid.org/0009-0003-8331-0636>

P Strange  <https://orcid.org/0000-0001-5818-8032>

P Mironowicz  <https://orcid.org/0000-0003-4122-5372>

J Quintanilla  <https://orcid.org/0000-0002-8572-730X>



## References

- [1] Mironowicz P 2023 *New J. Phys.* **25** 013023
- [2] Brunner N, Cavalcanti D, Pironio S, Scarani V and Wehner S 2014 *Rev. Mod. Phys.* **86** 419
- [3] The Royal Swedish Academy of Sciences 2022 NobelPrize.org (available at: [www.nobelprize.org/prizes/physics/2022/press-release/](http://www.nobelprize.org/prizes/physics/2022/press-release/))
- [4] Acín A et al 2018 *New J. Phys.* **20** 080201
- [5] Flitney A P and Abbott D 2002 *Fluct. Noise Lett.* **2** R175–87
- [6] von Neumann J and Morgenstern O 1944 *Theory of Games and Economic Behavior* (Princeton University Press)
- [7] Cao K, Liu Y, Meng G and Sun Q 2020 *IEEE Access* **8** 85714–28
- [8] Časlav B, Paunković N, Rudolph T and Vedral V 2006 *Int. J. Quantum Inf.* **04** 365–70
- [9] Alpern S 2010 *Rendezvous Games (non-Antagonistic Search Games)* (*Wiley Encyclopedia of Operations Research and Management Science*) ed J J Cochran (Wiley) p 30
- [10] Zavlanos M M 2010 Synchronous rendezvous of very-low-range wireless agents *49th IEEE Conf. on Decision and Control (CDC)* (IEEE) pp 4740–5
- [11] Collins A, Czyzowicz J, Gašieniec L, Kosowski A and Martin R 2011 *Synchronous Rendezvous for Location-Aware Agents (International Symposium on Distributed Computing)* (Springer) pp 447–59
- [12] Yu X, Hsieh M A, Wei C and Tanner H G 2019 *Front. Robot. AI* **6** 76
- [13] Lin J, Morse A S and Anderson B D 2004 The multi-agent rendezvous problem—the asynchronous case *43rd IEEE Conf. on Decision and Control (CDC/IEEE Cat. No. 04 CH37601)* vol 2 (IEEE) pp 1926–31
- [14] De Marco G, Gargano L, Kranakis E, Krizanc D, Pelc A and Vaccaro U 2006 *Theory Comput. Sci.* **355** 315–26
- [15] Bampas E, Czyzowicz J, Gašieniec L, Ilcinkas D and Labourel A 2010 Almost optimal asynchronous rendezvous in infinite multidimensional grids *Distributed Computing: 24th Int. Symp., DISC 2010 (Cambridge, MA, USA 13–15 September 2010) Proc. 24* (Springer) pp 297–311
- [16] Miller A and Pelc A 2014 Time versus cost tradeoffs for deterministic rendezvous in networks *Proc. 2014 ACM Symposium on Principles of Distributed Computing* pp 282–90
- [17] Ribeiro R, Silvestre D and Silvestre C 2020 A rendezvous algorithm for multi-agent systems in disconnected network topologies *28th Mediterranean Conf. on Control and Automation (MED)* (IEEE) pp 592–7
- [18] Pelc A 2012 *Networks* **59** 331–47
- [19] Lim W S and Alpern S 1996 *SIAM J. Control Optim.* **34** 1650–65
- [20] Alpern S 2000 *Dyn. Control* **10** 33–45
- [21] Anderson E J and Fekete S P 1998 Asymmetric rendezvous on the plane *Proc. 14th Annual Symp. on Computational Geometry* pp 365–73
- [22] Kranakis E, Santoro N, Sawchuk C and Krizanc D 2003 Mobile agent rendezvous in a ring *23rd Int. Conf. on Distributed Computing Systems 2003 Proc.* (IEEE) pp 592–9
- [23] Di Luna G A, Flocchini P, Pagli L, Prencepe G, Santoro N and Viglietta G 2020 *Theor. Comput. Sci.* **811** 79–98
- [24] Sangnier A, Sznajder N, Potop-Butucaru M and Tixeuil S 2020 *Form. Methods Syst. Des.* **56** 55–89
- [25] Kranakis E, Krizanc D and Marcou E 2022 *The Mobile Agent Rendezvous Problem in the Ring* (Springer Nature)
- [26] Gu Z, Wang Y, Hua Q S and Lau F C 2017 *Rendezvous in Distributed Systems* (Springer Singapore)
- [27] Chang C S, Sheu J P and Lin Y J 2021 *IEEE/ACM Trans. Netw.* **29** 1620–33
- [28] Theis N C, Thomas R W and DaSilva L A 2011 *IEEE Trans. Mobile Comput.* **10** 216–27
- [29] Roy N and Dudek G 2001 *Auton. Robots* **11** 117–36
- [30] Haksar R N, Trimpe S and Schwager M 2020 *IEEE Robot. Autom. Lett.* **5** 3027–34
- [31] Viola G and Mironowicz P 2024 *Phys. Rev. A* **109** 042201
- [32] Qiskit community 2023 qiskit: an open-source framework for quantum computing
- [33] 2021 IBM Quantum (available at: <https://quantum.ibm.com/>)
- [34] Horodecki R, Horodecki P, Horodecki M and Horodecki K 2009 *Rev. Mod. Phys.* **81** 865
- [35] Genovese M 2005 *Phys. Rep.* **413** 319–96
- [36] Einstein A, Podolsky B and Rosen N 1935 *Phys. Rev.* **47** 777
- [37] Bell J S 1964 *Phys. Phys. Fizika* **1** 195
- [38] 2024 Hardware considerations and limitations for classical feedforward and control flow | IBM quantum documentation (available at: <https://docs.quantum.ibm.com/run/dynamic-circuits-considerations>) (Accessed 11 March 2024)
- [39] Thorbeck T, Xiao Z, Kamal A and Govia L C G 2024 *Phys. Rev. Lett.* **132** 090602
- [40] Shende V, Bullock S and Markov I 2006 *IEEE Trans. Comput.-Aided Des. Integr. Circuits Syst.* **25** 1000–10
- [41] Ambainis A, Leung D, Mancinska L and Ozols M 2008 arXiv: 0810.2937
- [42] Gavinsky D, Ito T and Wang G 2013 Shared randomness and quantum communication in the multi-party model *IEEE Conf. on Computational Complexity* (IEEE) pp 34–43
- [43] Makuta O, Lighthart L T and Augusiak R 2023 *npj Quantum Inform.* **9** 117
- [44] Yu X and Yung M 1996 Agent rendezvous: a dynamic symmetry-breaking problem *International Colloquium on Automata, Languages and Programming* (Springer) pp 610–21
- [45] Ta-Shma A and Zwick U 2014 *ACM Trans. on Algorithms (TALG)* **10** 1–15
- [46] Pelc A and Yadav R N 2019 Using time to break symmetry: universal deterministic anonymous rendezvous *The 31st ACM Symp. on Parallelism in Algorithms and Architectures* pp 85–92
- [47] Czyzowicz J, Gašieniec L, Killick R and Kranakis E 2019 Symmetry breaking in the plane: rendezvous by robots with unknown attributes *Proc. 2019 ACM Symp. on Principles of Distributed Computing* pp 4–13
- [48] Alpern S 1995 *SIAM J. Control Optim.* **33** 673–83
- [49] Flocchini P, Mans B and Santoro N 1998 *Networks* **32** 165–80
- [50] Alpern S 2002 *Oper. Res.* **50** 772–95
- [51] Tucker J 2024 Quantum assisted rendezvous games data archive: rendezvous classical and quantum strategies win/loss data and tables of quantum circuit execution results (available at: <https://data.kent.ac.uk/532/>)